



Gavilan College
STEM Center EMP Project
Taskforce Meeting #2

Tuesday, May 2, 2023; 2:00-3:00 PM

<https://us02web.zoom.us/j/81146065899?pwd=QWMyTWdPVkRVWnpjZDJuazRWMUwvQT09>

Agenda

1 Welcome and Agenda Overview

2 Review Workplan and Timeline and Key Dates

3 Student Focus Groups/Listening Sessions: Areas of Inquiry and Recruitment

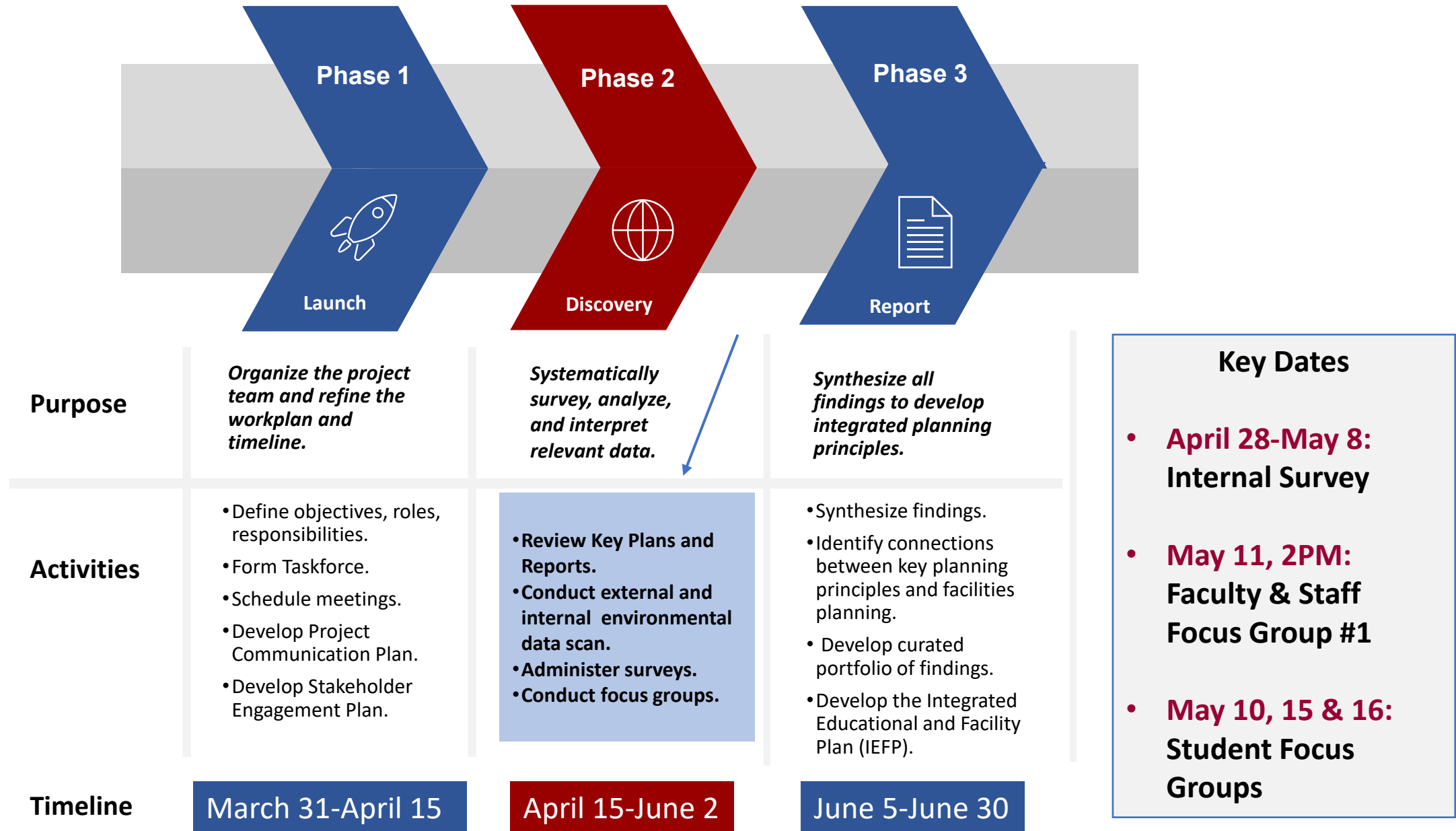
4 Overview: STEM Faculty and Classified Professional Focus Group

5 External Stakeholder Survey: Participants, Outreach, Areas of Inquiry, Timeline

6 Environmental Scan Overview

7 Next Steps

Workplan and Timeline



Student Listening Sessions Topic Areas



Instructional Approach

Remote, "hyflex," in-person. OTHER?



Pathway Experiences

Education and Career Goals, Challenges, Success Factors, OTHER?



Technology

Access to Computing and Broadband, Technology needed to support learning, Technology and space, OTHER?



Spatial Features

Welcoming, inclusive, belonging?
Space Mix (e.g., collaboration, individual)
Safety? Access?
OTHER?

Faculty and Staff Focus Groups

Date and Details

May 11 – 2PM

Email Katie M to confirm attendance & Zoom link.

Topic Areas

- ❖ Current and future programs
- ❖ New instructional approaches and modalities
- ❖ Transfer and industry trends
- ❖ In-person and remote delivery of support services
- ❖ Belonging, equity, inclusion, safety, and community
- ❖ Opportunities for collaboration and connection
- ❖ Other?

Session #2: Fall 2023

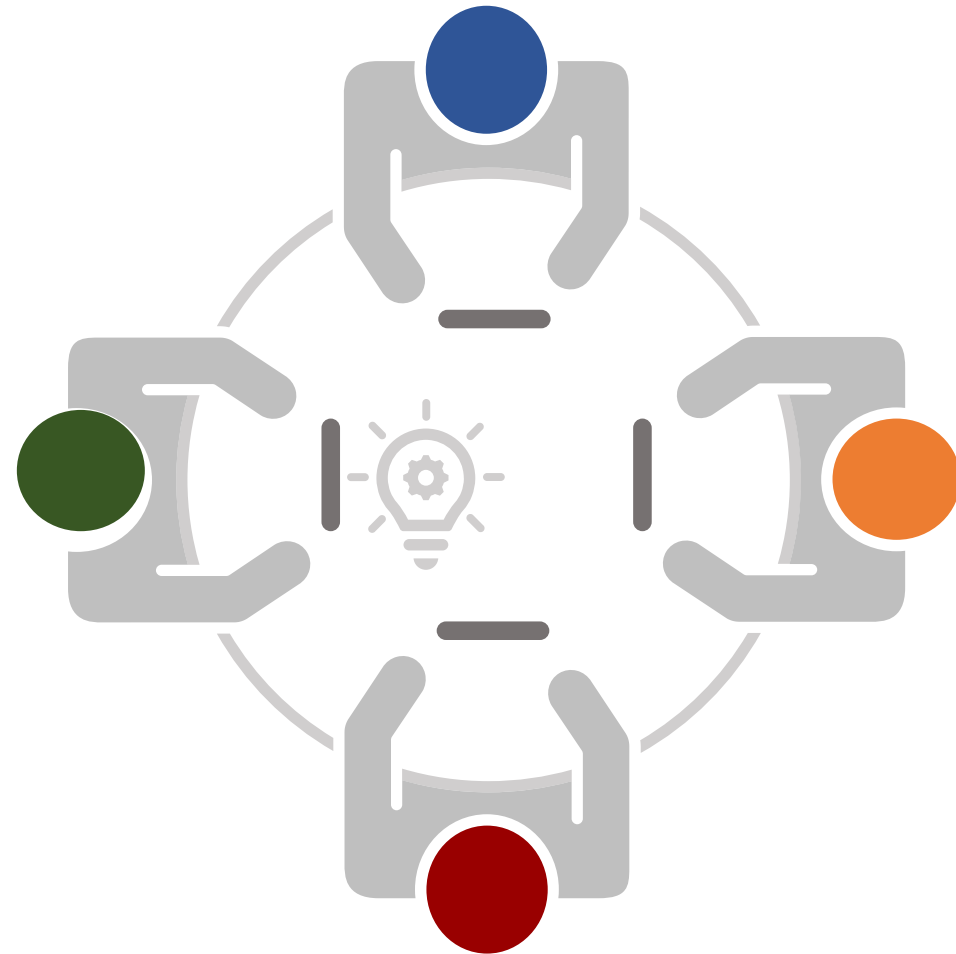
Preferred timing?

Topics:

Findings and feedback

Connections: programs, space, technology

Planning Principles for IEFP



External Stakeholder Survey (Tentatively May 12-26)



Environmental Data: External

Geographic Parameters

- Counties - San Benito and Santa Clara
- Cities/Unincorporated Communities - Aromas, Gilroy, Hollister, Morgan Hill, Ridgemark, San Jose, San Juan Bautista, San Martin, Tres Pinos


Disaggregated as available

- Race/Ethnicity
- Gender
- Age

Environmental Data: External

Population	Education	Economy
Population Levels and 10-year projections	Educational Attainment	Median Household Income
Primary Language by Household	K12 Enrollment Projections	Poverty Rates
English Language Ability	HS Graduation Rates	Unemployment
Veteran Population		Fastest Growing and Largest STEM-related Occupation; Correlated to Living or Self-sustaining Wages.
Adults with Disabilities		County Job Growth by Industry Sector, Employment and Education in STEM-related Occupations; Correlated to Living or Self-sustaining Wages
Household Computer/Broadband Access		Annual Job Openings by Entry Level Education – STEM-related Fields
Median Household Size		

Environmental Scan: Internal



Program Enrollment Trends


Sections

Fill Rates

WSCH

FTES/FTEF

STEM Discipline Program Reviews



Program Student Outcomes (Disaggregated by race/ethnicity, gender, age)

Headcount (unduplicated; census) -

Course Completion

Course Success

Persistence to Next Term by Ethnicity

Awards

Average Units to Completion

Transfer

Next Steps



External Stakeholder Survey Disseminated

(May 12-26)



Conduct Faculty and Staff Focus Groups



Recruit Students Listening Sessions



Next Taskforce Meeting: TBD

Thank you!