GAVILAN COLLEGE
NEW COLLEGE CAMPUS

505 FAIRVIEW ROAD, HOLLISTER, CA 95023

GAVILAN JOINT COMMUNITY COLLEGE DISTRICT

DSA SUBMITTAL

DSA FILE NO: 43-C4 **DSA APPLICATION NO:** 01-119906 **PTN:** N/A

PROJECT TEAM

OWNER

Gavilan Joint Community College District
Gavilan College
505 Fairview Road
Hollister, CA 95023
Phone: 408- 848-4800
Email:

CONSTRUCTION MANAGER

Blach Construction
2244 Blach Pl #100,
San Jose, CA 95131
Phone: 408.244.7100
Email: brad.fannin@blach.com

ARCHITECT OF RECORD

Quattrocchi Kwok Architects
Main: 636 Fifth Street
Santa Rosa, CA 95404
East Bay: 55 Harrison Street, Ste. 525
Oakland, CA 94607
Phone: 707-576-0829
Email: joelw@qka.com

DESIGN ARCHITECT

GENSLER
45 Fremont St. #1500
San Francisco, CA 94105
Phone: 405-433-3700
Email:Gray_Dougherty@gensler.com

CIVIL ENGINEER

HMH Engineers
1570 Oakland Rd,
San Jose, CA 95131
Phone: 408-487-2200
Email: zjimenez@HMHca.com

LANDSCAPE ARCHITECT

Carducci Associates
555 Beach St floor 4,
San Francisco, CA 94133
Phone: 415-674-0990
Email: vince@carducciassociates.com

STRUCTURAL ENGINEER

GPLA, Inc.
3350 Scott Blvd, Bldg 48
Santa Clara, CA 95054
Phone: 408-654-0475
Email: wendy@gplainc.com

ACOUSTICAL ENGINEER

Dohn & Associates
630 Quintana Road #312
Morro Bay, CA 93442
Email: bill.dohn@dohnassoc.com

MECHANICAL ENGINEER

Axiom Engineers
22 Lower Ragsdale Dr, Suite A
Monterey, CA 93940-5788
Phone:831-649-8000
Email: bille@axiomengineers.com

KITCHEN CONSULTANT

Ballinger Restaurant Equipment, Inc.
1415 Fulton Road #205 - 404
Santa Rosa, CA 95403
Phone: (707) 291-0877
Email: larry@brequipment.com

FIRE PROTECTION

Axiom Engineers
22 Lower Ragsdale Dr, Suite A
Monterey, CA 93940-5788
Phone:831-649-8000
Email: ryanf@axiomengineers.com

ENERGY

Guttmann & Blaevoet
15 Third Street
Santa Rosa, CA 95401
Phone: 707.523.3010 x 302
Email:TTiffany@gb-eng.com

ELECTRICAL ENGINEER

Aurum Consulting Engineers
60 Garden Court, Suite 210
Monterey, CA 93940
Phone: 831 646 3330
Email: martin@acemb.com

Central Electric Co
Phone: 831 724-6321
Email:
justin@centralelectriccompany.com

QUATTROCCHI KWOK ARCHITECTS
Main:
636 Fifth Street, Santa Rosa, CA 95404
East Bay:
55 Harrison Street, Suite 525,
Oakland, CA 94607
(707) 576-0829

LICENSED ARCHITECT
AARON JOBSON
LICENSE # C30620
EXP OCTOBER 31, 2023
STATE OF CALIFORNIA

SIGNED: FEBRUARY 04, 2022

Gensler
45 Fremont Street
Suite 1500
San Francisco, CA 94105
United States
Tel 415.433.3700
Fax 415.836.4599

GAVILAN COLLEGE

NEW COLLEGE CAMPUS

505 FAIRVIEW ROAD
HOLLISTER, CA 95023

GAVILAN JOINT COMMUNITY COLLEGE DISTRICT

DSA APP NO. 01-119906

ARCH PROJECT NO: 1897.00
DRAWN BY:
DRAWING SCALE: N.T.S.
PTN: N/A FILE NO: 43-C4

DSA SUBMITTAL
FEBRUARY 04, 2022

SHEET TITLE

COVER SHEET

SHEET NUMBER

G-0.1

BIMcloud: archiserver - BIMcloud Basic for ARCHICAD 22/1897.00 GAVILAN COLLEGE 2/2/2022 1:38 PM

ABBREVIATIONS

&	AND
L	ANGLE
@	AT
℄	CENTERLINE
'	FEET
"	INCHES
d	PENNY
#	POUND/ NUMBER
AB	ANCHOR BOLT
ABBREV	ABBREVIATION
AC	ASPHALT CONCRETE
A/C	AIR CONDITIONING
ACC	ACCESSIBLE
ACOUS	ACOUSTICAL
AC T	ACOUSTICAL TILE
AD	AREA DRAIN
ADJ	ADJUSTABLE
A.F.F.	ABOVE FINISH FLOOR
AGG	AGGREGATE
ALUM	ALUMINUM
ANOD	ANODIZED
APPROX	APPROXIMATE
ARCH	ARCHITECTURAL
ASPH	ASPHALT
BD	BOARD
BITUM	BITUMINOUS
BLDG	BUILDING
BLK	BLOCK
BLKG	BLOCKING
BM	BEAM
BOT	BOTTOM
BO	BY OWNER
BRK	BREAK
BRG	BEARING
BTWN	BETWEEN
BU	BUILT-UP
BUR	BUILT-UP ROOFING
CAB	CABINET
CB	CATCH BASIN
CBC	CALIFORNIA BUILDING CODE
CEM	CEMENT
CER	CERAMIC
CI	CAST IRON
CIR	CIRCLE
CJ	CONTROL JOINT
CORR	CORRIDOR
CL	CLOSET/ CENTER LINE
CLG	CEILING
CLR	CLEAR
CLS	CLOSURE
CMU	CONCRETE MASONRY UNIT
CO	CLEANOUT
COL	COLUMN
COMB	COMBINATION
COMP	COMPOSITION
CONC	CONCRETE
CONN	CONNECTION
CONST	CONSTRUCTION
CONT	CONTINUOUS
CONTR	CONTRACTOR
CT	CERAMIC TILE
CTR	CENTER
CTSK	COUNTERSINK
CUST	CUSTODIAN
CW	COLD WATER
DBL	DOUBLE
DEPT	DEPARTMENT
DET	DETAIL
DF	DRINKING FOUNTAIN
DG	DECOMPOSED GRANITE
DI	DRAIN INLET
DIA	DIAMETER
DIAG	DIAGONAL
DIM	DIMENSION
DISP	DISPOSAL
DIV	DIVISION
DN	DOWN
DO	DOOR OPENING
DIR	DIRECTLY
DR	DOOR
DSA	DIVISION OF STATE ARCHITECT
DS	DOWN SPOUT
DSP	DRY STAND PIPE
DT	DRAIN TILE
DW	DISHWASHER
DWG	DRAWING
DWR	DRAWER
E	EAST
(E)	EXISTING
EA	EACH
EB	EXPANSION BOLT
EE	EACH END
EF	EXHAUST FAN
EJ	EXPANSION JOINT
EL	ELEVATION GRADE
ELEC	ELECTRICAL
ELEV	ELEVATION
EMER	EMERGENCY
EMT	ELECTRIC METALLIC TUBING
ENCL	ENCLOSURE
EP	ELECTRIC PANEL
EQ	EQUAL
EQUIP	EQUIPMENT
EQUIV	EQUIVALENT
ES	EACH SIDE
EW	EACH WAY
EXH	EXHAUST
EXIST	EXISTING
EXP	EXPANSION
EXT	EXTERIOR
F	FACE
FA	FIRE ALARM
FCO	FLOOR CLEAN OUT
FD	FLOOR DRAIN
FDN	FOUNDATION
FE	FIRE EXTINGUISHER
FEC	FIRE EXTINGUISHER CABINET
FF	FINISH FLOOR
FG	FINISH GRADE
FGL	FIBERGLAS
FH	FIRE HYDRANT
FHMS	FLAT HEAD MACHINE SCREW
FHS	FIRE HOSE STATION
FHWS	FLAT HEAD WOOD SCREW
FIN	FINISH
FIXT	FIXTURE
FL	FLOOR LINE
FLASH	FLASHING
FLUOR	FLUORESCENT
FLR	FLOOR
FM / FOM	FACE OF MASONRY
FN	FACE NAIL
FOC	FACE OF CONCRETE
FOF	FACE OF FINISH
FOS	FACE OF STUD
FRMG	FRAMING
FR	FIRE-RESISTANT
FRP	FIBERGLASS REINFORCED PANEL
FT	FEET
FTG	FOOTING
FURR	FURRING

GA	GAUGE
GALV	GALVANIZED
GB	GRAB BAR
GC	GENERAL CONTRACTOR
GI	GALVANIZED IRON
GL	GLASS/ GLAZING
GLB	GLUE LAMINATED BEAM
GND	GROUND
GR	GRADE
GYP BD	GYPSUM BOARD
HB	HOSE BIBB
HC	HOLLOW CORE
HDR	HEADER
HDWD	HARDWOOD
HDWR	HARDWARE
HM	HOLLOW METAL
HOR	HORIZONTAL
HP	HIGH POINT
HR	HOUR
HSS	HOLLOW STEEL SECTION
HT	HEIGHT
HTG	HEATING
HVAC	HEATING, VENTILATING, AIR-CONDITIONING
ID	INSIDE DIAMETER
INSUL	INSULATION
INT	INTERIOR
INTEG	INTEGRAL
INTERMED	INTERMEDIATE
INV	INVERT
JH	JOIST HANGER
JST	JOIST
JT	JOINT
KIT	KITCHEN
KP	KICK PLATE
LAB	LABORATORY
LAM	LAMINATE
LAV	LAVATORY
LL	LIVE LOAD
LP	LOW POINT
LT	LIGHT
MAT	MATERIAL
MAX	MAXIMUM
MB	MACHINE BOLT
MC	MEDICINE CABINET
MECH	MECHANICAL
MED	MEDIUM
MEMB	MEMBRANE
MFR	MANUFACTURER
MH	MANHOLE
MIN	MINIMUM
MIR	MIRROR
MISC	MISCELLANEOUS
MO	MASONRY OPENING
MOD	MODULAR
MR	MOISTURE RESISTANT
MTD	MOUNTED
MTL	METAL
MUL	MULLION
N	NORTH
(N)	NEW
NAT	NATURAL
N.I.C.	NOT IN CONTRACT
NO	NUMBER
NOM	NOMINAL
N.T.S.	NOT TO SCALE
O/	OVER
OA	OVERALL
OBS	OBSCURE
OC	ON CENTER
OD	OUTSIDE DIAMETER
OF	OVERFLOW
OFCI	OWNER FURNISHED/ CONTRACTOR INSTALLED
O.L.F.	OCCUPANT LOAD FACTOR
OFF	OFFICE
OPNG	OPENING
OPP	OPPOSITE
OVHD	OVERHEAD
PC	PORTLAND CEMENT
P.C.F.	POUNDS PER CUBIC FOOT
PDA	POWER DRIVEN ANCHOR
PERF	PERFORATED
PH	PLATE HEIGHT
PL	PLATE
P/L	PROPERTY LINE
PLAM	PLASTIC LAMINATE
PLAS	PLASTER/ PLASTIC
PLF	POUNDS PER LINEAL FOOT
PLYWD	PLYWOOD
P.O.C.	POINT OF CONTACT
PR	PAIR
PROP	PROPERTY
PSF	POUNDS PER SQUARE FOOT
PSI	POUNDS PER SQUARE INCH
PT	POINT
PTDF	PRESSURE TREATED DOUGLAS FIR
PTN	PARTITION
PTR	PAPER TOWEL RECEPTACLE
PVC	POLYVINYL CHLORIDE
PVMT	PAVEMENT
R	RISER
R / RAD	RADIUS
RD	ROOF DRAIN
REF	REFERENCE
REFR	REFRIGERATOR
REG	REGULAR
REQD	REQUIRED
REINF	REINFORCED
RH	ROOF HATCH
RHMS	ROUND HEAD MACHINE SCREW
RHWS	ROUND HEAD WOOD SCREW
RM	ROOM
RO	ROUGH OPENING
RWL	RAIN WATER LEADER
RWD	REDWOOD

S	SOUTH
S.A.D.	SEE ARCHITECTURAL DRAWINGS
S.AV.D.	SEE AUDIOVIDEO DRAWINGS
SC	SOLID CORE
S.C.D.	SEE CIVIL DRAWINGS
SCHED	SCHEDULE
SD	STORM DRAIN
SECT	SECTION
S.E.D.	SEE ELECTRICAL DRAWINGS
SEP	SEPARATION
S.F.PD.	SEE FIRE PROTECTION DRAWINGS
SHTG	SHEATHING
SIM	SIMILAR
SL	SLIDING
S.L.D.	SEE LANDSCAPE DRAWINGS
SM	SHEET METAL
S.M.D.	SEE MECHANICAL DRAWING
SOV	SHUT OFF VALVE
S.P.D.	SEE PLUMBING DRAWINGS
SPEC	SPECIFICATION
SPKR	SPEAKER
SQ	SQUARE
SS	STAINLESS STEEL
S.S.D.	SEE STRUCTURAL DRAWINGS
S.TH.D.	SEE THEATER DRAWINGS
STA	STATION
STD	STANDARD
STL	STEEL
STOR	STORAGE
STRUCT	STRUCTURAL
SUSP	SUSPENDED
SYM	SYMMETRICAL
T	TREAD
T&B	TOP & BOTTOM
TC	TOP OF CURB
TEL	TELEPHONE
TER	TERRAZZO
T&G	TONGUE & GROOVE
TH	THICK
THRU	THROUGH
TJ	TOOL JOINT
TN	TOE NAIL
T.O.D.	TOP OF DECK
T.O.P.	TOP OF PLATE
T.O.R.	TOP OF ROOF
T.O.W.	TOP OF WALL
T.P.	TOP OF PAVEMENT
TRN	TRANSOM
TRANS	TRANSPARENT
TS	TUBE STEEL
TUB	TUBULAR
TV	TELEVISION
TW	TACKWALL
TYP	TYPICAL
UNF	UNFINISHED
U.O.N.	UNLESS OTHERWISE NOTED
UR	URINAL
UTIL	UTILITY
VB	VAPOR BARRIER
VCT	VINYL COMPOSITION TILE
VERT	VERTICAL
VEST	VESTIBULE
V.I.F.	VERIFY IN FIELD
VTR	VENT THROUGH ROOF
VWC	VINYL WALL COVERING
W	WEST
W/	WITH
WC	WATER CLOSET
WD	WOOD
WDW	WINDOW
WH	WATER HEATER
W.O.	WHERE OCCURS
W/O	WITHOUT
WP	WATER PROOF
W.P.	WORK POINT
WR	WATER RESISTANT
WSCT	WAINSCOT
WT	WEIGHT
YD	YARD

LEGEND

ALL NOTES AND SYMBOLS ARE INTENDED TO APPLY AT ALL OTHER LOCATIONS OF SIMILAR GRAPHIC REPRESENTATION. SUCH INDICATIONS MAY BE LIMITED TO PROMOTE CLARITY. NO LIMITATION OF APPLICATION IS INTENDED EXCEPT AS SPECFICALLY NOTED.

- AA / A1 — COLUMN GRIDS A AND 1 IN BUILDING A
- 6'-0" — DIMENSION TO FACE OF STUD OR MASONRY
- 6'-0" — DIMENSION TO FACE OF FINISH
- 6'-0" — DIMENSION TO CENTER LINE OR COLUMN LINE
- 12'-0" — RELATIVE ELEVATION DIMENSION
- B101A — DOOR A IN ROOM NUMBER 101 IN BUILDING B ACCESSIBLE CLEARANCES SHOWN DASHED
- SEE - / - — SEE
- W03 — WINDOW NUMBER 03
- 11 / A-9.12 — DETAIL NUMBER 11 ON SHEET NUMBER A-9.12
- 3 / A-B6.2 — SECTION NUMBER 3 ON SHEET NUMBER A-B6.2
- 2 / A-B5.3 — ELEVATION NUMBER 2 ON SHEET NUMBER A-B5.3

FLOOR PLAN

CLASSROOM	ROOM NAME
A204	ROOM NUMBER 204 IN BUILDING A
F-4	FLOOR FINISH CODE F-4
A-A7.6	INTERIOR ELEVATION SHOWN ON SHEET A-A7.6

REFLECTED CLG PLAN

CLASSROOM	ROOM NAME
A204	ROOM NUMBER 204 IN BUILDING A
CL-6	CEILING FINISH CODE CL-6
10'-0"	FINISH CEILING HEIGHT 10'-0"

- 33 — KEYNOTE NUMBER 33
- 8 — METAL WALL FRAMING SIZE 8"
- 50 — WALL ACOUSTIC RATING OF STC 50
- C — TOILET ACCESSORY C
- 222 — ARCHITECTURAL WOODWORK STANDARDS (AWS) CABINET DESIGN SERIES IDENTIFIER
- W-2 — FINISH CODE, WALL FINISH 2 SHOWN
- E1 — ROOM / BUILDING ACCESSIBLE SIGNAGE TYPE E1. SEE ARCHITECTURAL GRAPHICS PLAN AND ACCESSIBLE SIGNAGE DETAIL
- L01 — ARCHITECTURAL LOUVER TYPE L01, SEE ELEVATIONS AND LOUVER SCHEDULE. DOOR LOUVERS ARE NOT TAGGED, SEE DOOR SCHEDULE.
- W.P. — RELATIVE ORIGIN OR WORK POINT
- A — EQUIPMENT TAG REFER TO EQUIPMENT SCHEDULE

VICINITY MAP

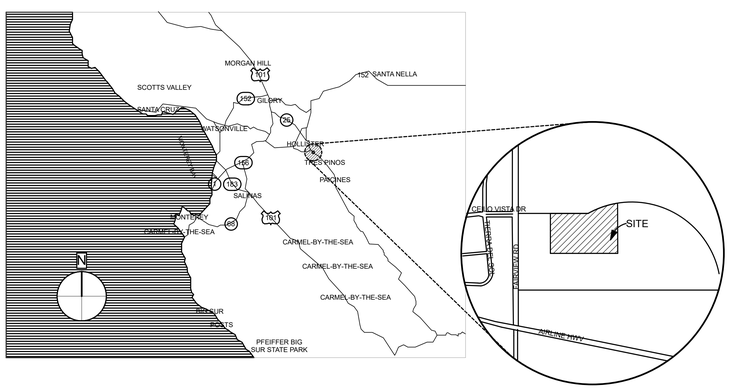

GENERAL NOTES

1. ALL WORK IS SHOWN, DESCRIBED OR SPECIFIED IN THE DRAWINGS INDEXED ON THIS PAGE OR IN THE SPECIFICATIONS.

   ALL WORK NOT INDICATED AS EXISTING (E) IS NEW.

2. ALL FRAMING DIMENSIONS ARE TO FACE OF STUD UNLESS NOTED OTHERWISE.
   - DO NOT SCALE DRAWINGS.
   - VERIFY ALL DIMENSIONS WHERE WORK INVOLVES FRAMING FOR WINDOWS, DOORS, OR CABINETS.

3. ONLY WORK SO NOTED IS NOT IN CONTRACT (N.I.C.) ALL N.I.C. ITEMS ARE NOT PART OF DSA APPROVAL

4. GOVERNING CODES: A COPY OF TITLE 24 PARTS 1-5 SHALL BE KEPT ON THE JOB AT ALL TIMES.
   CALIFORNIA CODE OF REGULATIONS TITLE 24 BUILDING STANDARDS CODE:
   PART 1 2019 CALIFORNIA ADMINISTRATIVE CODE (CAC), PART 1, TITLE 24 CCR AND 2021 SUPPLEMENT
   PART 2 2019 CALIFORNIA BUILDING CODE (CBC), PART 2, TITLE 24 CCR (2018 INTERNATIONAL BUILDING CODE, VOL. 1 & 2, 2019 CALIFORNIA AMENDMENTS, AND 2021 SUPPLEMENT)
   PART 3 2019 CALIFORNIA ELECTRICAL CODE (CEC), PART 3, TITLE 24 CCR (2017 NATIONAL ELECTRICAL CODE, 2019 CALIFORNIA AMENDMENTS, AND 2021 SUPPLEMENT)
   PART 4 2019 CALIFORNIA MECHANICAL CODE (CMC), PART 4, TITLE 24 CCR (2018 IAPMO UNIFORM MECHANICAL CODE, 2019 CALIFORNIA AMENDMENTS,AND 2021 SUPPLEMENT)
   PART 5 2019 CALIFORNIA PLUMBING CODE (CPC), PART 5, TITLE 24 CCR (2018 IAPMO UNIFORM PLUMBING CODE, 2019 CALIFORNIA AMENDMENTS, AND 2021 SUPPLEMENT)
   PART 6 2019 CALIFORNIA ENERGY CODE (CEC), PART 6, TITLE 24 CCR
   PART 9 2019 CALIFORNIA FIRE CODE (CFC), PART 9, TITLE 24 CCR (2018 INTERNATIONAL FIRE CODE, 2019 CALIFORNIA AMENDMENTS, AND 2021 SUPPLEMENT)
   PART 10 2019 CALIFORNIA EXISTING BUILDING CODE (CEBC), PART 10, TITLE 24 CCR (2018 INTERNATIONAL EXISTING BUILDING CODE, 2019 CALIFORNIA AMENDMENTS, AND 2021 SUPPLEMENT)
   PART 11 2019 CALIFORNIA GREEN BUILDING STANDARDS CODE (CAL-GREEN), PART 11, TITLE 24 CCR, AND 2021 SUPPLEMENT
   PART 12 2019 CALIFORNIA REFERENCED STANDARDS CODE, PART 12, TITLE 24 CCR
   TITLE 19 CCR, PUBLIC SAFETY CODE, STATE FIRE MARSHAL REGULATIONS
   2010 ADA STANDARDS FOR ACCESSIBILITY DESIGN
   2016 ASME A17.1-16/CSA B44-16 SAFETY CODE FOR ELEVATORS AND ESCALATORS
   NOTE: CAL/OSHA ELEVATOR UNIT ENFORCES CCR TITLE 8 AN USES THE 2004 ASME 17.1 BY ADOPTION

5. STANDARD AND GUIDES:

NFPA 13	INSTALLATION OF FIRE SPRINKLER SYSTEMS (CA AMENDED)	2016 EDITION
NFPA 14	INSTALLATION OF STANDPIPE AND HOSE SYSTEMS	2016 EDITION
NFPA 17	DRY CHEMICAL EXTINGUISHING SYSTEMS	2017 EDITION
NFPA 17A	WET CHEMICAL FIRE EXTINGUISHING SYSTEMS	2017 EDITION
NFPA 20	INSTALLATION OF STATIONARY PUMPS FOR FIRE PROTECTION	2016 EDITION
NFPA 24	STANDARD FOR THE INSTALLATION OF PRIVATE FIRE SERVICE MAINS AND THEIR APPURTENANCES	2016 EDITION
NFPA 25	CALIFORNIA EDITION - TESTING, MAINTENANCE OF WATER-BASED FIRE PROTECTION SYSTEMS	2013 EDITION
NFPA 72	NATIONAL FIRE ALARM AND SIGNALING CODE (CA AMENDED)	2016 EDITION
NFPA 80	STANDARD FOR FIRE DOORS AND OTHER OPENING PROTECTIVES	2016 EDITION
NFPA 110	EMERGENCY AND STANDBY POWER SYSTEMS	2016 EDITION
NFPA 170	STANDARD FOR FIRE SAFETY AND EMERGENCY SYMBOLS	2018 EDITION
NFPA 2001	STANDARD ON CLEAN AGENT FIRE EXTINGUISHING SYSTEMS	2015 EDITION
UL 300	STANDARD FOR FIRE TESTING OF FIRE EXTINGUISHING SYSTEMS FOR PROTECTION OF COMMERCIAL COOKING EQUIPMENT	2005 (R2010)
UL 464	AUDIBLE SIGNALING DEVICES FOR FIRE ALARM AND SIGNALING SYSTEMS, INCLUDING ACCESSORIES	2003 EDITION
UL 521	STANDARD FOR HEAT DETECTORS FOR FIRE PROTECTIVE SIGNALING SYSTEMS	1999 EDITION
UL 1971	STANDARD FOR SIGNALING DEVICES FOR THE HEARING IMPAIRED	2002 EDITION
UL 2034	STANDARD FOR SINGLE AND MULTIPLE CARBON MONOXIDE ALARMS	2017 EDITION
ICC 300	STANDARD FOR BLEACHERS, FOLDING AND TELESCOPIC SEATING, AND GRANDSTANDS	2017 EDITION

6. IN ACCORDANCE WITH TITLE 24 PART 1 CHAPTER 4: THE ADMINISTRATIVE REGULATIONS FOR THE DIVISION OF THE STATE ARCHITECT STRUCTURAL SAFETY (DSA/SS)
   - 4-331 DSA SHALL BE NOTIFIED AT THE START OF CONSTRUCTION.
   - 4-332 WHEN CONSTRUCTION IS SUSPENDED FOR MORE THAN ONE MONTH, THE PROJECT INSPECTOR SHALL INFORM DSA.
   - 4-333(a) OBSERVATION OF THE WORK SHALL BE BY ARCHITECT OR REGISTERED ENGINEER.
   - 4-333(b) THE DISTRICT MUST PROVIDE AND PAY FOR PROJECT INSPECTOR.
   - 4-334 SUPERVISION OF CONSTRUCTION BY DSA SHALL BE IN ACCORDANCE WITH THIS SECTION.
   - 4-335 STRUCTURAL TESTS AND INSPECTION ARE REQUIRED IN ACCORDANCE WITH THIS SECTION. TESTS OF MATERIALS AND TESTING LAB SHALL BE IN ACCORDANCE WITH SECTION 4-335 AND THE DISTRICT SHALL EMPLOY AND PAY THE LAB. COSTS OF RE-TEST MAY BE BACKCHARGED TO THE CONTRACTOR. ALL TESTS SHALL CONFORM TO THE REQUIREMENTS OF SECTION 4-335 AND APPROVED T & I SHEET (DSA-103)
   - 4-336 VERIFIED REPORTS SHALL BE SUBMITTED BY CONTRACTORS (DSA 006-C), INSPECTORS (DSA 006-PI), ARCHITECTS AND ENGINEERS (DSA 006-AE) IN ACCORDANCE WITH SECTIONS 4-336 AND 4-343.
   - 4-337 SEMI-MONTHLY REPORTS SHALL BE SUBMITTED BY INSPECTORS (DSA - 155), IN ACCORDANCE WITH SECTIONS 4-337.
   - 4-338 WORK SHALL BE EXECUTED IN ACCORDANCE WITH THE APPROVED PLANS, ADDENDA AND CONSTRUCTION DOCUMENTS. CHANGES IN THE APPROVED PLANS AND SPECIFICATIONS SHALL BE MADE BY ADDENDA OR CONSTRUCTION CHANGE DOCUMENTS STAMPED AND SIGNED BY THE ARCHITECT OR REGISTERED ENGINEER IN CHARGE. ADDENDA AND CHANGE DOCUMENTS SHALL BE SUBMITTED TO AND APPROVED BY DSA PRIOR TO COMMENCEMENT OF WORK.
   - 4-341(a) THE ARCHITECT AND THE REGISTERED ENGINEER SHALL PERFORM THEIR DUTIES IN ACCORDANCE WITH SECTIONS 4-333(a) AND 4-341.
   - 4-341(d) INSPECTOR SHALL BE APPROVED BY DSA.
   - 4-342 INSPECTION SHALL BE IN ACCORDANCE WITH SECTION 4-333 THE DUTY OF THE INSPECTOR SHALL BE IN ACCORDANCE WITH THIS SECTION.
   - .4-343 THE CONTRACTOR SHALL PERFORM HIS DUTIES IN ACCORDANCE WITH THIS SECTION.

7. THE INTENT OF THE DRAWINGS AND SPECIFICATIONS IS THAT THE WORK OF ALTERATION, REHABILITATION OR RECONSTRUCTION IS TO BE IN ACCORDANCE WITH TITLE 24, C.C.R. SHOULD ANY EXISTING CONDITIONS BE DISCOVERED WHICH ARE NOT COVERED BY THE CONTRACT DOCUMENTS WHEREIN THE FINISHED WORK WILL NOT COMPLY WITH SAID TITLE 24 C.C.R. A CONSTRUCTION CHANGE DOCUMENT DETAILING AND SPECIFYING THE REQUIRED REPAIR WORK SHALL BE SUBMITTED TO AND APPROVED BY DSA BEFORE PROCEEDING WITH THE REPAIR WORK. (TITLE 24 PART 1, SECTION 4-338(c))

8. COMPLIANCE WITH CFC CHAPTER 33, FIRE SAFETY DURING CONSTRUCTION AND DEMOLITION AND CBC CHAPTER 33, SAFETY DURING CONSTRUCTION SHALL BE ENFORCED.

9. EMERGENCY VEHICLE ACCESS ROADS AND ON-SITE FIRE HYDRANTS SHALL BE IN SERVICE AND OPERABLE PRIOR TO LOADING THE SITE WITH COMBUSTIBLE MATERIALS.

10. GRADING PLANS, DRAINAGE IMPROVEMENTS, ROAD AND ACCESS REQUIREMENTS, AND ENVIRONMENTAL HEALTH CONSIDERATIONS SHALL COMPLY WITH APPLICABLE LOCAL ORDINANCES.

PROJECT DESCRIPTON

This will be the first building of an entirely new campus for Gavilan College in Hollister (San Benito County). The site is currently an open field on the outskirts of town. The project includes establishing site utility connections, construction of drop-off and parking, trash enclosure with utility yard and construction of a 1-story, Type VB (sprinklered) non-combustible construction, building of approximately 34,354 sf. The building includes welcome desk, lobby, café, community room, administrative offices, learning resource center, two (2) computer labs, four (4) general lecture classrooms, three (3) science labs, and a flex lab.

DEFERRED APPROVALS

1 EXTERIOR CURTAIN WALL AND STOREFRONT SYSTEMS OVER 10'-0" HIGH AND WIDE -REFER TO WINDOW SCHEDULE FOR LOCATIONS (SHEET A-8.1, A-8.2 AND A-8.3)
   A. CURTAINWALL WINDOW SYSTEM
   B. STOREFRONT SYSTEM

2 SKYLIGHT

Statement of General Conformance

BY ARCHITECT UTILIZING PLANS (INCLUDING BUT NOT LIMITED TO SHOP DRAWINGS) PREPARED BY OTHER LICENSED DESIGN PROFESSIONALS AND/OR CONSULTANTS

DSA Application No **01-119906** File No **43-C4**

These drawings (marked Civil, Landscape, Structural, Mechanical, Plumbing, Fire Protection, Electrical, and Fire Alarm) and/or specifications and/or calculations for the items listed, have been prepared by other design professionals or consultants who are licensed and/or authorized to prepare such drawings in this state. It has been examined by me for:

1) design intent and appears to meet the appropriate requirements of Title 24, California Code of Regulations and the project specifications prepared by me, and

2) coordination with my plans and specifications and is acceptable for incorporation into the construction of this project.

The Statement of General Conformance "shall not be construed as relieving me of my rights, duties, and responsibilities under Sections 17302 and 81138 of the Education Code and Sections 4-336, 4-341, and 4-344" of Title 24, Part I. (Title 24, Part 1, Section 4-317 (b))

Signature Date

Architect or Engineer designated to be in general responsible charge

AARON JOBSON	C30620	OCTOBER 31, 2023
Print Name	License Number	Expiration Date

QUATTROCCHI KWOK ARCHITECTS
Main:
636 Fifth Street, Santa Rosa, CA 95404
East Bay:
55 Harrison Street, Suite 525,
Oakland, CA 94607
(707) 576-0829

LICENSED ARCHITECT — AARON JOBSON — LICENSE # C30620 — EXP OCTOBER 31, 2023 — STATE OF CALIFORNIA

SIGNED: FEBRUARY 04, 2022

Gensler
45 Fremont Street
Suite 1500
San Francisco, CA 94105
United States
Tel 415.433.3700
Fax 415.836.4599

GAVILAN COLLEGE

NEW COLLEGE CAMPUS

505 FAIRVIEW ROAD
HOLLISTER, CA 95023

GAVILAN JOINT COMMUNITY COLLEGE DISTRICT

DSA APP NO. 01-119906
ARCH PROJECT NO: 1897.00
DRAWN BY:
DRAWING SCALE: N.T.S.
PTN: N/A FILE NO: 43-C4

DSA SUBMITTAL
FEBRUARY 04, 2022

SHEET TITLE
ABBREVIATIONS AND NOTES

SHEET NUMBER
G-0.2

BIMcloud: archiserver - BIMcloud Basic for ARCHICAD 22/1897.00 GAVILAN COLLEGE 2/2/2022, 1:37 PM

SHEET INDEX (313 SHEETS)

GENERAL (6 SHEETS)

G-0.1 COVER SHEET
G-0.2 ABBREVIATIONS AND NOTES
G-0.3 SHEET INDEX
G-0.4 ACCESS SITE PLAN
G-0.5 FIRE ACCESS SITE PLAN
G-0.6 CODE ANALYSIS PLAN

CIVIL (20 SHEETS)

C1.0 NOTES & SECTIONS
C1.1 NOTES & SECTIONS
C1.2 DETAILS
C2.0 HORIZONTAL CONTROL, SIGNING AND STRIPING PLAN
C2.1 ADA SIGNING AND STRIPING DETAILS
C3.0 GRADING AND DRAINAGE PLAN
C3.1 GRADING AND DRAINAGE PLAN
C3.2 GRADING AND DRAINAGE PLAN
C3.3 GRADING AND DRAINAGE PLAN
C3.4 GRADING AND DRAINAGE PLAN
C4.0 UTILITY PLAN
C4.1 UTILITY PLAN
C4.2 UTILITY PLAN
C5.0 STORMWATER CONTROL PLAN
C6.0 CONCRETE DITCH PLAN
C7.0 EROSION CONTROL NOTES
C7.1 EROSION CONTROL PLAN AND NOTES
C7.2 EROSION CONTROL DETAILS
C7.3 EROSION CONTROL DETAILS
C8.0 DEMOLITION PLAN

LANDSCAPE (51 SHEETS)

L01.00 SCOPE OF WORK PLAN
L01.01 PARKING LOT SHADING PLAN
L02.00A MATERIALS LEGEND
L02.00B MATERIALS PLAN OVERVIEW
L02.01 MATERIALS PLAN
L02.02 MATERIALS PLAN
L02.03 MATERIALS PLAN
L02.04 MATERIALS PLAN
L02.05 MATERIALS PLAN
L03.00 LAYOUT LEGEND
L03.01 LAYOUT PLAN
L03.02 LAYOUT PLAN
L03.03 LAYOUT PLAN
L03.04 LAYOUT PLAN
L04.00 LANDSCAPE DRAINAGE & FINE GRADING LEGEND
L04.01 LANDSCAPE FINE GRADING PLAN
L04.02 LANDSCAPE DRAINAGE PLAN
L04.03 LANDSCAPE DRAINAGE PLAN
L05.01 CONSTRUCTION DETAILS
L05.02 CONSTRUCTION DETAILS
L05.03 CONSTRUCTION DETAILS
L05.04 CONSTRUCTION DETAILS
L05.05 CONSTRUCTION DETAILS
L05.06 CONSTRUCTION DETAILS
L05.07 CONSTRUCTION DETAILS
L05.08 CONSTRUCTION DETAILS -ENLARGEMENT
L06.00A IRRIGATION LEGEND
L06.00B IRRIGATION PLAN OVERVIEW
L06.01A IRRIGATION PLAN
L06.01B IRRIGATION BUBBLER PLAN
L06.02A IRRIGATION PLAN
L06.02B IRRIGATION BUBBLER PLAN
L06.03A IRRIGATION PLAN
L06.03B IRRIGATION BUBBLER PLAN
L06.04A IRRIGATION PLAN
L06.04B IRRIGATION BUBBLER PLAN
L06.05A IRRIGATION PLAN
L07.01 IRRIGATION DETAILS
L07.02 IRRIGATION DETAILS
L07.03 IRRIGATION DETAILS
L07.04 IRRIGATION DETAILS
L08.01 SOIL PREPARATION PLAN
L08.02 SOIL PREPARATION PLAN
L09.00 PLANTING LEGEND
L09.01 PLANTING PLAN
L09.02 PLANTING PLAN
L09.03 PLANTING PLAN
L09.04 PLANTING PLAN
L09.05 PLANTING PLAN
L10.01 PLANTING DETAILS
L10.02 PLANTING DETAILS

ARCHITECTURAL (61 SHEETS)

A-1.1 CAMPUS SITE PLAN
A-1.2 UTILITY ENCLOSURE
A-2.1 FIRST FLOOR PLAN OVERALL -REFERENCE
A-2.1.1 FIRST FLOOR PLAN - SECTOR A
A-2.1.2 FIRST FLOOR PLAN - SECTOR B
A-2.1.3 FIRST FLOOR PLAN - SECTOR C
A-2.2.1 FIRST FLOOR DIMENSION PLAN - SECTOR A
A-2.2.2 FITST FLOOR DIMENSION PLAN - SECTOR B
A-2.2.3 FIRST FLOOR DIMENSION PLAN - SECTOR C
A-3.1 FIRST FLOOR REFLECTED CEILING PLAN - OVERALL -REFERENCE
A-3.1.1 FIRST FLOOR REFLECTED CEILING PLAN - SECTOR A
A-3.1.2 FIRST FLOOR REFLECTED CEILING PLAN - SECTOR B
A-3.1.3 FIRST FLOOR REFLECTED CEILING PLAN - SECTOR C
A-4.1 ROOF PLAN - OVERALL -REFERENCE
A-4.1.1 ROOF PLAN - SECTOR A
A-4.1.2 ROOF PLAN - SECTOR B
A-4.1.3 ROOF PLAN - SECTOR C
A-5.1 EXTERIOR ELEVATIONS OVERALL -REFERENCE
A-5.2 EXTERIOR ELEVATIONS ENLARGED
A-5.3 EXTERIOR ELEVATIONS ENLARGED
A-6.1 BUILDING SECTIONS
A-6.2 BUILDING SECTIONS
A-6.3 WALL SECTIONS
A-6.4 WALL SECTIONS
A-7.1 INTERIOR ELEVATIONS
A-7.2 INTERIOR ELEVATIONS
A-7.3 INTERIOR ELEVATIONS
A-7.4 INTERIOR ELEVATIONS
A-7.5 INTERIOR ELEVATIONS
A-7.6 INTERIOR ELEVATIONS
A-7.7 INTERIOR ELEVATIONS
A-7.8 INTERIOR ELEVATIONS
A-7.9 INTERIOR ELEVATIONS
A-7.10 INTERIOR ELEVATIONS
A-7.11 INTERIOR ELEVATIONS
A-7.12 INTERIOR ELEVATIONS ENLARGED TOILETS
A-7.13 INTERIOR ELEVATIONS ENLARGED LABS
A-7.14 INTERIOR ELEVATIONS ENLARGED LABS
A-7.15 INTERIOR ELEVATIONS ENLARGED LABS
A-8.1 DOOR SCHEDULE
A-8.2 WINDOW SCHEDULE
A-8.3 WINDOW SCHEDULE
A-8.4 INTERIOR FINISH SCHEDULE
A-8.5 FIRST FLOOR FINISH PLAN -SECTOR A-
A-8.6 FIRST FLOOR FINISH PLAN -SECTOR B-
A-8.7 FIRST FLOOR FINISH PLAN -SECTOR C-
A-9.1 WALL DETAILS
A-9.2 OPENING DETAILS
A-9.3 OPENING & WALL DETAILS
A-9.4 WALL & FRAMING DETAILS
A-9.5 METAL ROOFING DETAILS
A-9.6 ROOFING DETAILS
A-9.7 EXTERIOR DETAILS
A-10.1 CEILING DETAILS
A-10.2 INTERIOR DETAILS
A-10.3 CASEWORK AT LABS
A-10.4 CASEWORK AT LABS
A-10.5 CASEWORK AT LABS
A-10.6 CASEWORK AT CAFE
A-10.7 CASEWORK -WELCOME DESK
AG-2.1 SIGNAGE PLAN

KITCHEN (6 SHEETS)

K1.0 FOODSERVICE EQUIPMENT FLOOR PLAN
K2.0 FOODSERVICE EQUIPMENT ELECTRICAL PLAN
K3.0 FOODSERVICE EQUIPMENT PLUMBING PLAN
K4.0 FOODSERVICE EQUIPMENT WALL BACKING PLAN
K5.0 FOODSERVICE EQUIPMENT ELEVATIONS
K6.0 FOODSERVICE EQUIPMENT ANCHORAGE DETAILS

SHEET INDEX, CONT.

STRUCTURAL (45 SHEETS)

S-0.1 SHEET LIST, ABBREVIATIONS & LEGEND
S-0.2 GENERAL NOTES
S-0.3 LOAD KEY PLANS & LEGEND
S-0.4 COLLECTOR FORCE PLAN
S-0.5 AXONOMETRIC VIEWS
S-1.1 TYPICAL CONCRETE DETAILS
S-1.2 TYPICAL CONCRETE DETAILS
S-1.11 TYPICAL STEEL DETAILS
S-1.21 TYPICAL COLD-FORMED STEEL DETAILS
S-1.22 TYPICAL COLD-FORMED STEEL DETAILS
S-1.31 CMU TRASH ENCLOSURE PLANS & ELEVS
S-1.32 CMU TRASH ENCLOSURE DETAILS
S-2.1 FOUNDATION PLAN OVERALL
S-2.1.1 FOUNDATION PLAN - SECTOR A
S-2.1.2 FOUNDATION PLAN - SECTOR B
S-2.1.3 FOUNDATION PLAN - SECTOR C
S-4.1 ROOF PLAN OVERALL
S-4.1.1 ROOF PLAN - SECTOR A
S-4.1.2 ROOF PLAN - SECTOR B
S-4.1.3 ROOF PLAN - SECTOR C
S-4.2 ENLARGED ROOF PLAN - SOFFIT LEVEL
S-4.3 ENLARGED ROOF PLAN - OVERFRAME
S-5.1 BUILDING SECTIONS
S-5.2 BUILDING SECTIONS
S-5.3 BUILDING SECTIONS
S-5.4 BUILDING SECTIONS
S-7.1 FOOTING KEY PLAN & SCHEDULE
S-7.2 FOUNDATION DETAILS
S-7.3 FOUNDATION DETAILS
S-7.11 FRAMING DETAILS - ROOF
S-7.12 FRAMING DETAILS - ROOF
S-7.21 FRAMING DETAILS - ROOF OVERFRAME
S-7.22 FRAMING DETAILS - ROOF OVERFRAME
S-7.23 FRAMING DETAILS - ROOF OVERFRAME
S-7.24 FRAMING DETAILS - ROOF OVERFRAME
S-7.25 FRAMING DETAILS - ROOF OVERFRAME
S-7.26 FRAMING DETAILS - ROOF OVERFRAME
S-7.27 FRAMING DETAILS - ROOF OVERFRAME
S-7.28 FRAMING DETAILS - ROOF OVERFRAME
S-7.31 FRAMING DETAILS - CLERESTORY
S-7.41 LATERAL FRAME DETAILS
S-7.42 LATERAL FRAME DETAILS
S-7.43 COREBRACE NOTES
S-7.44 COREBRACE ELEVATONS AND SCHEDULES
S-7.45 COREBRACE DETAILS

MECHANICAL (12 SHEETS)

M0.1 Legend and Notes - Mechanical
M0.2 Schedules - Mechanical
M1.0 Overall Plans - Mechanical
M1.1 Sector A Roof Plan - Mechanical
M1.2 Sector B Roof Plan - Mechanical
M1.3 Sector C Roof Plan - Mechanical
M2.1 Sector A Floor Plan - Mechanical
M2.2 Sector B Floor Plan - Mechanical
M2.3 Sector C Floor Plan - Mechanical
M5.1 Controls -Mechanical
M6.1 Details - Mechanical
M6.2 Details - Mechanical

PLUMBING (14 SHEETS)

P0.1 Legend and Notes - Plumbing
P0.2 Schedules - Plumbing
P1.0 Overall Plans - Plumbing
P1.1 Sector A Roof Plan - Plumbing
P1.2 Sector B Roof Plan - Plumbing
P1.3 Sector C Roof Plan - Plumbing
P2.1 Sector A Floor Plan - Plumbing
P2.2 Sector B Floor Plan - Plumbing
P2.3 Sector C Floor Plan - Plumbing
P2.4 Trash Enclosure Plan - Plumbing
P4.1 Partial Floor Plans - Plumbing
P4.2 Partial Floor Plans - Plumbing
P6.1 Details - Plumbing
P6.2 Grease Interceptor Details -Plumbing

FIRE PROTECTION (15 SHEETS)

FP0.01 SITE FIRE PROTECTION NOTES & DETAILS
FP0.02 OVERALL FIRE PROTECTION UNDERGROUND & SITE PLAN
FP0.03 FIRE PROTECTION EXPANDED SITE PLAN
FP0.1 Legend and Notes - Fire Protection
FP1.0 Site Plan - Fire Protection
FP2.0 Overall Plan - Fire Protection
FP2.1 Sector A Partial Piping Plan - Fire Protection
FP2.2 Sector B Partial Piping Plan - Fire Protection
FP2.3 Sector C Partial Piping Plan - Fire Protection
FP2.4 Sector A Partial Ceiling Plan - Fire Protection
FP2.5 Sector B Partial Ceiling Plan - Fire Protection
FP2.6 Sector C Partial Ceiling Plan - Fire Protection
FP3.1 Sections - Fire Protection
FP6.1 Details - Fire Protection
FP6.3 Seismic Bracing Calculations - Fire Protection

ELECTRICAL (21 SHEETS)

E0.100 SYMBOLS, ABBREVIATIONS, LIGHT FIXTURE SCHEDULE, CODES, STANDARDS, NOTES.
E0.101 CALIFORNIA ENERGY COMPLIANCE T-24 (EXTERIOR).
E1.100 ELECTRICAL SINGLE LINE DIAGRAM
E1.101 PANELBOARD SCHEDULES.
E1.102 PANELBOARD SCHEDULES.
E2.100 ELECTRICAL SITE PLAN.
E4.100 PARTIAL POWER PLAN - SECTOR "A"
E4.101 PARTIAL POWER PLAN - SECTOR "B".
E4.102 PARTIAL POWER PLAN - SECTOR "C".
E4.103 CAFE & STAGING KITCKEN POWER PLAN
E4.200 PARTIAL POWER ROOF PLAN - SECTOR "A"
E4.201 PARTIAL POWER ROOF PLAN - SECTOR "B".
E4.202 PARTIAL POWER ROOF PLAN - SECTOR "C".
E5.100 PARTIAL LIGHTING PLAN - SECTOR "A"
E5.101 PARTIAL LIGHTING PLAN - SECTOR "B".
E5.102 PARTIAL LIGHTING PLAN - SECTOR "C".
E6.100 ELECTRICAL DETAILS.
E6.101 ELECTRICAL DETAILS.
E6.102 ELECTRICAL DETAILS.
E6.103 ELECTRICAL DETAILS.
E6.104 ELECTRICAL DETAILS.

ERRCS (12 SHEETS)

ERRCS 0.0 COVER SHEET
ERRCS 0.1 NOTES, BOM, & DONOR INFORMATIONS
ERRCS 0.2 EQUIPMENT INFORMATION
ERRCS 1.0 RISER
ERRCS 2.0 LEVEL 1 - OVERALL
ERRCS 2.0A LEVEL 1- SEGMENT A
ERRCS 2.0B LEVEL 1 - SEGMENT B
ERRCS 2.1 ROOF - OVERALL
ERRCS 3.0 EQUIPMENT ROOM DETAILS
ERRCS 3.1 DONOR & ROOF PENETRATION DETAILS
ERRCS 3.2 STANDARD DETAILS
ERRCS 4.0 PROPAGATION

FIRE ALARM (10 SHEETS)

FA-0.01 COVER SHEET
FA-002 SITE PLAN
FA-1.01 FLOOR PLAN - WEST
FA-1.02 FLOOR PLAN - EAST
FA-1.03 ROOF PLAN & RISER DIAGRAM
FA-2.01 CALCULATIONS
FA-3.01 DETAILS
FA-3.02 DETAILS
FA-3.03 DETAILS
FA-3.04 DETAILS

LV DATA (6 SHEETS)

LV001 TITLE SHEET
LV003 KEY PLAN AND BACKBONE RISER
LV101 LEVEL 01 - SECTOR A
LV102 LEVEL 01 - SECTOR B
LV103 LEVEL 01 - SECTOR C
LV501 LEVEL 01 - DETAILS

SHEET INDEX, CONT.

SECURITY (8 SHEETS)

SE0.01 COVER SHEET
SE0.02 GENERAL NOTES & INFORMATION
SE1.00 FIRST FLOOR SITE PLAN
SE1.01A FIRST FLOOR SOUTH SECURITY PLAN
SE1.01B FIRST FLOOR NORTH SECURITY PLAN
SE4.00 DOOR DETAILS
SE4.02 DEVICE MOUNTING DETAIL
SE4.03 PANEL MOUNTING DETAILS

AV SYSTEMS (22 SHEETS)

AV001 TITLE SHEET
AV002 STANDARDL NOTES & ABBREVIATIONS
AV003 KEYPLAN
AV101 FACILITIES PLAN SECTION A
AV102 FACILITIES PLAN SECTION B
AV103 FACILITIES PLAN SECTION C
AV201 ELECTRICAL PLAN SECTION A
AV202 ELECTRICAL PLAN SECTION B
AV203 ELECTRICAL PLAN SECTION C
AV301 FACILITIES RCP SECTION A
AV302 FACILITIES RCP SECTION B
AV303 FACILITIES RCP SECTION C
AV401 ELECTRICAL RCP SECTION A
AV402 ELECTRICAL RCP SECTION B
AV403 ELECTRICAL RCP SECTION C
AV501 DETAILS & ELEVATIONS 1 OF 2
AV502 DETAILS & ELEVATIONS 2 OF 2
AV701 COMMUNITY ROOM
AV702 GENERAL LECTURE
AV703 L&R CENTER, FLEX CLASS-STUDIO, COMPUTER LAB, SCIENCE LAB
AV704 OPEN COLLAB, CONFERENCE, SBCC, CAFE MENU, DS, SPARE ALS
AV801 RACK ELEVATIONS

ENERGY T-24 (4 SHEETS)

T-1.1 TITLE 24 ENERGY CALCULATIONS
T-1.2 TITLE 24 ENERGY CALCULATIONS
T-1.3 TITLE 24 ENERGY CALCULATIONS
T-1.4 TITLE 24 ENERGY CALCULATIONS

QUATTROCCHI KWOK ARCHITECTS
Main:
636 Fifth Street, Santa Rosa, CA 95404
East Bay:
55 Harrison Street, Suite 525,
Oakland, CA 94607
(707) 576-0829

LICENSED ARCHITECT
AARON JOBSON
LICENSE # C30620
EXP OCTOBER 31, 2022
STATE OF CALIFORNIA

SIGNED: FEBRUARY 04, 2022

Gensler
45 Fremont Street
Suite 1500
San Francisco, CA 94105
United States
Tel 415.433.3700
Fax 415.836.4599

GAVILAN COLLEGE

NEW COLLEGE CAMPUS

505 FAIRVIEW ROAD
HOLLISTER, CA 95023

GAVILAN JOINT COMMUNITY COLLEGE DISTRICT

DSA APP NO. 01-119906
ARCH PROJECT NO: 1897.00
DRAWN BY:
DRAWING SCALE:
PTN: N/A FILE NO: 43-C4

DSA SUBMITTAL
FEBRUARY 04, 2022

SHEET TITLE
SHEET INDEX

SHEET NUMBER
G-0.3

BIMcloud: archiserver - BIMcloud Basic for ARCHICAD 22/1897.00 GAVILAN COLLEGE,2/2/2022,1:50 PM

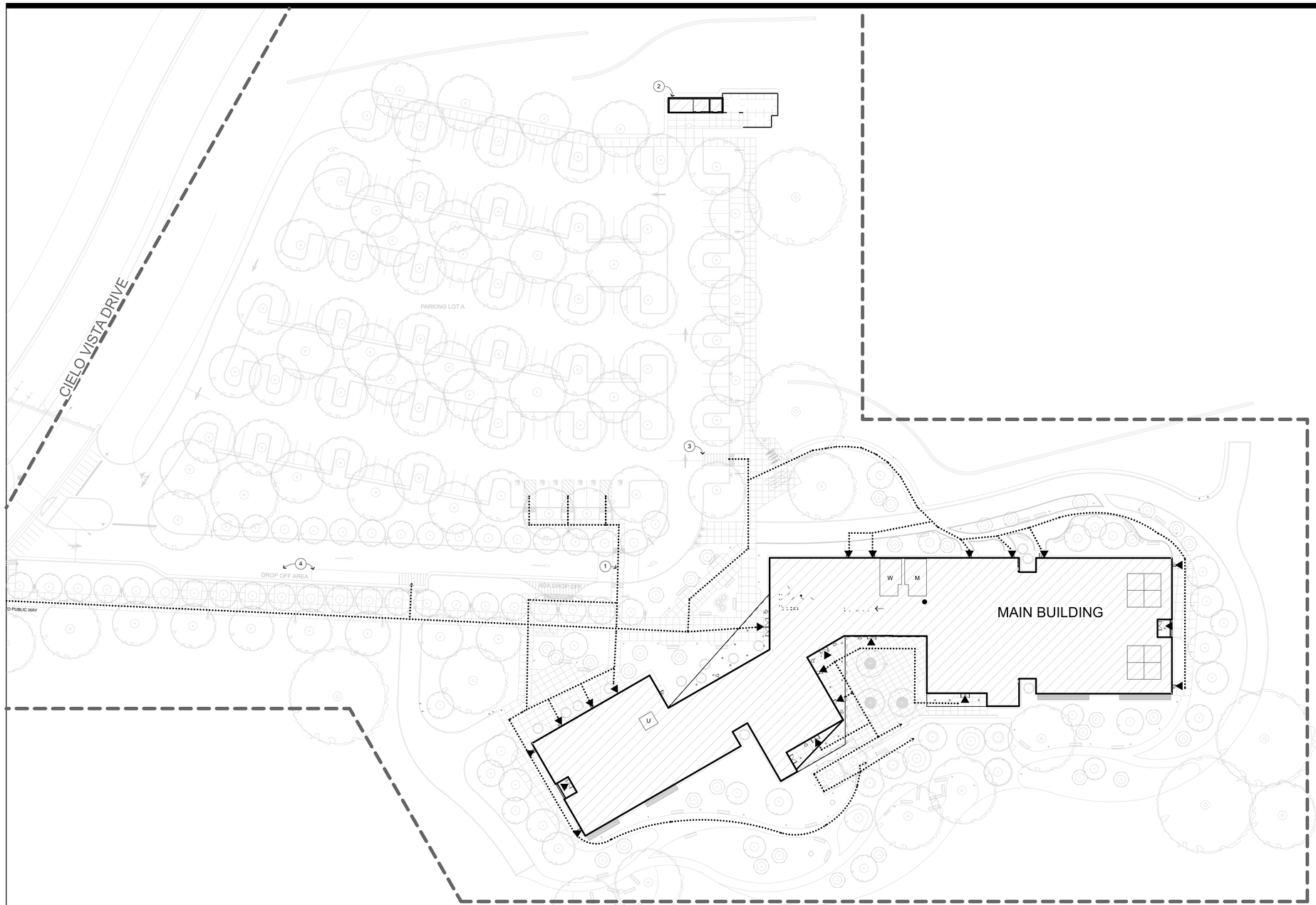

SITE ACCESS KEYNOTES

NOT ALL KEYNOTES MAY APPLY TO THIS SHEET

1. CROSSWALK, S.C.D.
2. TRASH ENCLOSURE AND UTILITY YARD, SEE A-1.3
3. ACCESSIBLE CURB RAMP, S.C.D.
4. DROP OFF ZONE AND SIGNAGE, S.C.D.
5. ACCESSIBLE SLOPED WALKWAY, SEE SHEET G-0.4, S.C.D.
6. ACCESSIBLE RAMP, S.C.D.

SITE ACCESS NOTES

1. SEE SHEET G-0.5 FOR CODE INFORMATION
2. REFER TO CIVIL ENGINEERING DWGS FOR SIDEWALK GRADES
3. REFER TO CIVIL ENGINEERING DRAWINGS AND LANDSCAPE PLANS FOR SITE FEATURES NOT OTHERWISE INDICATED.
4. CONCRETE SHALL SLOPE 1/8" PER FOOT AWAY FROM BUILDINGS.

DESIGN PROFESSIONAL IN GENERAL RESPONSIBLE CHARGE STATEMENT:
THE P.O.T. IDENTIFIED IN THESE CONSTRUCTION DOCUMENTS IS COMPLIANT WITH THE CURRENT APPLICABLE CALIFORNIA BUILDING CODE ACCESSIBILITY PROVISIONS FOR PATH OF TRAVEL REQUIREMENTS FOR ALTERATIONS, ADDITIONS AND STRUCTURAL REPAIRS. AS PART OF THE DESIGN OF THIS PROJECT THE P.O.T. WAS EXAMINED AND ANY ELEMENT, COMPONENTS OR PORTIONS OF THE P.O.T. THAT WERE DETERMINED TO BE NONCOMPLIANT

1) HAVE BEEN IDENTIFIED AND

2) THE CORRECTIVE WORK NECESSARY TO BRING THEM INTO COMPLIANCE HAS BEEN INCLUDED WITHIN THE SCOPE OF THIS PROJECT'S WORK THROUGH DETAILS, DRAWINGS AND SPECIFICATIONS INCORPORATED INTO THESE CONSTRUCTION DOCUMENTS.

ANY NONCOMPLIANT ELEMENT, COMPONENT, OR PORTION OF THE P.O.T. THAT WILL NOT BE CORRECTED BY THIS PROJECT BASED ON VALUATION THRESHOLD LIMITATIONS OR A FINDING OF UNREASONABLE HARDSHIP ARE SO INDICATED IN THESE CONSTRUCTION DOCUMENTS.

DURING CONSTRUCTION IF P.O.T. ITEMS WITHIN THE SCOPE OF THE PROJECT REPRESENTED AS CODE-COMPLIANT ARE FOUND TO BE NONCONFORMING BEYOND REASONABLE CONSTRUCTION TOLERANCES, THEY SHALL BE BROUGHT INTO COMPLIANCE WITH THE CBC AS A PART OF THIS PROJECT BY MEANS OF A CONSTRUCTION CHANGE DOUCMENT.

INDICATES BARRIER FREE PATH OF TRAVEL

THE BARRIER FREE PATH OF TRAVEL INDICATED HAS BEEN PROVIDED IN ACCORDANCE WITH IR 11B-10 AND SHALL COMPLY WITH THE FOLLOWING:
- 1:20 MAXIMUM SLOPE WITHOUT A RAMP
- 1:48 MAXIMUM CROSS SLOPE
- NO ABRUPT VERTICAL CHANGES EXCEEDING 1/4". CHANGES BETWEEN 1/4" TO 1/2" VERTICAL CAN BE AT 1:2 MAX SLOPE. CHANGES LESS THAN 1/4" CAN BE VERTICAL
- 48" MIN. CLEAR IN WIDTH (60" MIN PASSING SPACE)
- NON-SLIP SURFACE -HEAVY BROOM FINISH AT EXTERIOR CONCRETE PAVING WHERE SLOPED >6%, MEDIUM BROOM FINISH AT SLOPES <6%
- MAINTAIN FREE OF OVERHANGING OBSTRUCTIONS TO 80" MIN
- PROTRUDING OBJECTS NOT GREATER THAN 4" SHALL BE MOUNTED BETWEEN 27" AND 80" A.F.F.
- WHERE A DRAIN INLET IS IN THE PATH OF TRAVEL, THE GRATE SHALL BE ORIENTED SO THAT MAX OPENING IS 1/2" & LONG DIM IS PERPENDICULAR TO THE PREDOMINANT DIRECTION OF PEDESTRIAN TRAVEL
- CONTRACTOR TO VERIFY THAT NO BELOW-GRADE PULL BOXES OCCUR WITHIN THE AREA OF TRUNCATED DOMES

PARKING AND PEDESTRIAN SITE SIGNAGE SHALL COMPLY WITH CBC SECTIONS 11B-502.6 11B-502.8 & 11B-703.7.2.1

BUILDING SIGNAGE SHALL COMPLY WITH CBC 11B-703

PEDESTRIAN GATES SHALL COMPLY WITH CBC 1008.2 & 11B-206.5

ACCESS SITE PLAN LEGEND

- NEW BUILDING
- BARRIER FREE PATH OF TRAVEL PER GENERAL NOTES
- ACCESSIBLE ENTRY/ EXTERIOR DOOR AT P.O.T.
- ACCESSIBLE DRINKING FOUNTAIN
- W — RESTROOM - WOMEN
- M — RESTROOM - MEN
- U — RESTROOM - UNISEX
- PROPERTY LINE (APPROX)
- AREA OF WORK

PARKING COUNT

	OVERALL	ACC STALL	ACC VAN STALL	REQUIRED	
				STD	VAN
(E) PARKING LOT A	150	6	2	5	1

CBC 2019 TABLE 11B-208.2:
26-50 TOTAL SPACES = 2 REQ'D ACC SPACES

CBC 2019 SECTION 11B-208.2.4:
FOR EVERY 6 OR FRACTION OF 6 ACC PARKING SPACES REQUIRED, AT LEAST 1 SHALL BE A VAN ACCESSIBLE PARKING SPACE.

KEYPLAN

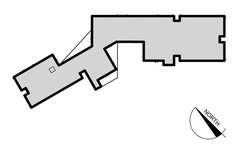

QUATTROCCHI KWOK ARCHITECTS
Main:
636 Fifth Street, Santa Rosa, CA 95404
East Bay:
55 Harrison Street, Suite 525,
Oakland, CA 94607
(707) 576-0829

LICENSED ARCHITECT
AARON JOBSON
LICENSE # C30620
EXP OCTOBER 31, 2021
STATE OF CALIFORNIA

SIGNED: FEBRUARY 04, 2022

Gensler
45 Fremont Street
Suite 1500
San Francisco, CA 94105
United States
Tel 415.433.3700
Fax 415.836.4599

GAVILAN COLLEGE

NEW COLLEGE CAMPUS

505 FAIRVIEW ROAD
HOLLISTER, CA 95023

GAVILAN JOINT COMMUNITY COLLEGE DISTRICT

DSA APP NO. 01-119906

ARCH PROJECT NO: 1897.00
DRAWN BY: *fill out manualy ea sheet!*
DRAWING SCALE: 1" = 30'
PTN: N/A FILE NO: 43-C4

DSA SUBMITTAL
FEBRUARY 04, 2022

SHEET TITLE
ACCESS SITE PLAN

SHEET NUMBER
G-0.4

BIMcloud: archiserver - BIMcloud Basic for ARCHICAD 22/1897.00 GAVILAN COLLEGE 2/2/2022 1:38 PM

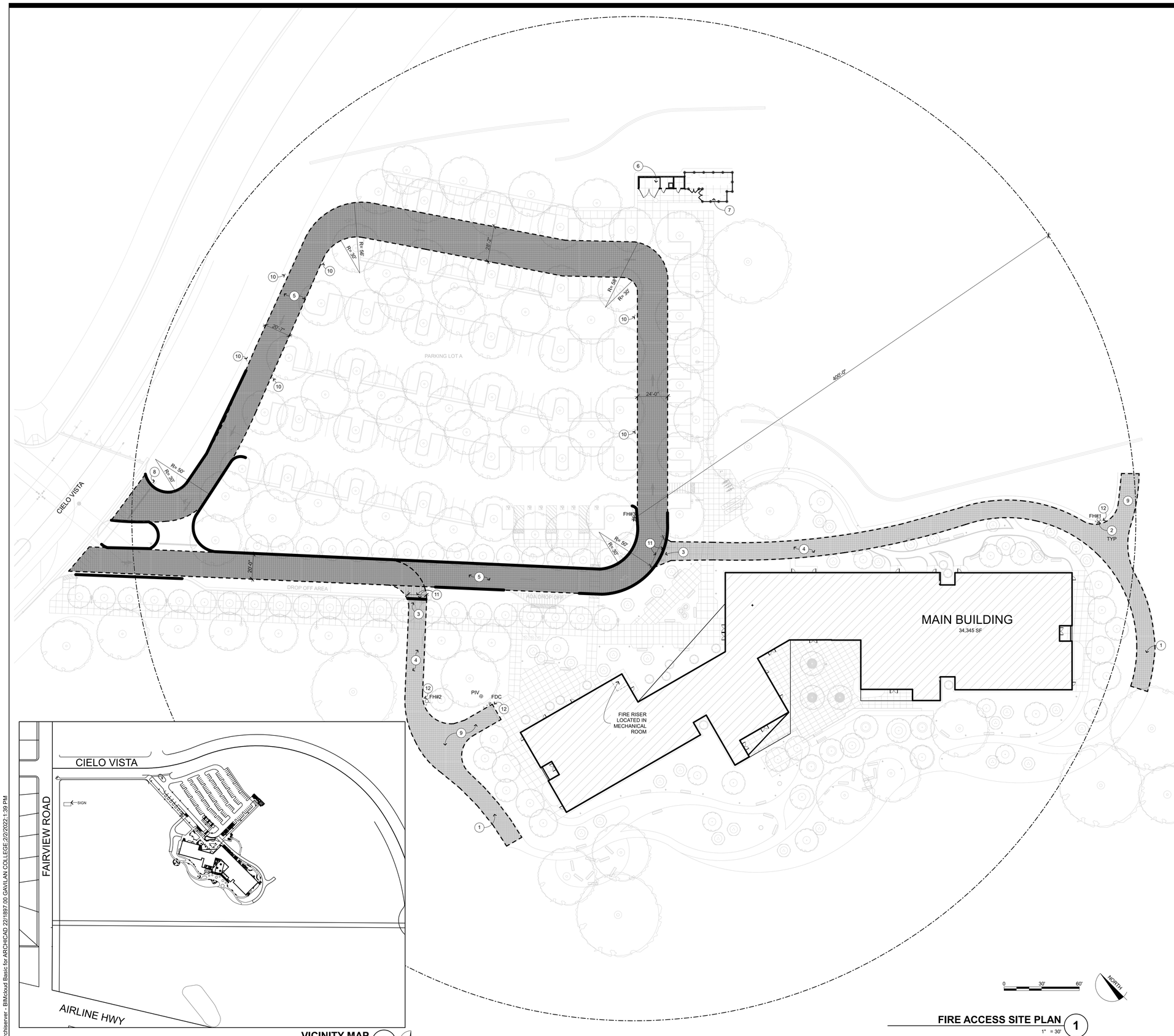

FIRE ACCESS SITE PLAN 1
1" = 30'

VICINITY MAP 2
1" =200'

FIRE ACCESS NOTES

1. EVA EXTENSION NOT TO EXCEED 150'
2. FIRE HYDRANT
3. REMOVABLE BOLLARDS W/ FD LOCK
4. 14' WIDE ASPHALT PAVED EVA
5. MIN. 20' WIDE ASPHALT PAVED FIRE APPARATUS (EVA) ACCESS PATH
6. TRASH ENCLOSURE
7. UTILITY ENCLOSURE W/TRANSFORMER, MAIN SWITCH BOARD AND EMERGENCY GENERATOR
8. BACK FLOW PREVENTER/DOUBLE CHECK VALVE
9. HAMMERHEAD
10. "NO PARKING-FIRE LANE" SIGN LOCATION
11. ROLL-UP CURB
12. FIXED BOLLARDS

DSA **810**

FIRE & LIFE SAFETY SITE CONDITIONS SUBMITTAL

Division of the State Architect (DSA) documents referenced within this publication are available on the DSA Forms or DSA Publications webpages.

To facilitate the Division of the State Architect's (DSA) fire and life safety plan review of project site conditions, DSA requires the design professional to provide the following information at time of project submittal for projects consisting of construction of a new campus, construction of new building(s), additions to existing buildings, and for site alternate design means for fire department emergency vehicle access, and fire suppression water supply.

Information associated with compliance items 1 through 3 below is to be provided for all project types indicated above. Information associated with items 4 through 7 is to be completed when an alternate means is utilized. Acknowledgement by the school district and signature from the Local Fire Authority (LFA) is only required when an alternate design means is being requested.

The Project Information and Fire & Life Safety Information sections are to be completed for all projects and imaged onto the fire access site plan. When an alternate design/means is proposed, all sections on pages 1 and 2 are to be completed and imaged on the fire access site plan.

For additional information refer to the instructions at the end of this form and DSA Policy *PL 08-01: Fire Flow for Buildings.*

PROJECT INFORMATION	
School District/Owner:	Gavilan College
Project Name/School:	Gavilan College, San Benito County Campus
Project Address:	505 FAIRVIEW ROAD HOLLISTER, CA 95023

FIRE & LIFE SAFETY INFORMATION				
1.	Has a fire hydrant flow test been performed within the past 12 months? *(If yes, provide a copy of the test data.)*	Yes ☐		No ☒
2.	Was the fire hydrant water flow test performed as part of this LFA review?	Yes ☐		No ☒
3.	Is the project located within a designated fire hazard severity zone (FHSZ) as established by Cal-Fire? *(If yes, indicate FHSZ classification below.)*	Yes ☒		No ☐
	Refer to the following website for FHSZ locations: http://gis.fire.ca.gov/FHSZ	Moderate ☒	High ☐	Very High ☐
	Wildland Interface Area (WIFA) *(If any designations are checked, project design must meet the requirements of CBC Chapter 7A.)*			WIFA ☐

DGS DSA 810 (revised 12/29/20) Page 1 of 4
DIVISION OF THE STATE ARCHITECT DEPARTMENT OF GENERAL SERVICES STATE OF CALIFORNIA

DSA 810
FIRE & LIFE SAFETY SITE CONDITIONS SUBMITTAL

CONDITION MEANS AND METHODS RESOLUTION		ALTERNATE ACCEPTED			
		Yes	No	N/A	N/R
4.	Emergency vehicle access roadways do not meet CFC requirements.		X		
4a.	**Acceptable Alternate:** Emergency vehicle and personnel access as proposed by the project architect is acceptable for providing fire suppression and protection of life and property.	X			
5.	**Fire Hydrants:** Number and spacing does not meet CFC requirements.		X		
5a.	**Acceptable Alternate:** Number of fire hydrants and spacing as proposed by the project architect is acceptable for fire suppression and protection of life and property.			X	
6.	***Fire Hydrants:*** Water flow and pressure are less than CFC minimum.				
6a.	***Acceptable Alternate:*** The available flow and pressure is acceptable for providing fire suppression and protection of life and property.				
7.	Location of fire department connection(s) serving fire sprinkler systems or standpipe systems does not meet CFC requirements.		X		
7a.	***Acceptable Alternate:*** The location of fire department connection serving the fire sprinkler or standpipe systems is acceptable for providing fire suppression and protection of life and property.				

School District Acceptance of Acceptable Design Alternates

By signing this form, the school district acknowledges and accepts the proposed design as an alternative to California Building Code (CBC) and California Fire Code (CFC) minimum requirements, as indicated by one or more of the conditions indicated at items 4a, 5a, 6a or 7a, for providing fire and life safety protection of life and property.

Accepted by: Cristiano Mendoza Title: Vice President, Administrative Services

Signature: Date: 12-1-2021

LOCAL FIRE AUTHORITY (LFA) INFORMATION	
LFA Agency Name: HOLLISTER FIRE DEPARTMENT	
LFA Review Official: CHARLIE BEDOLLA	
Title: FIRE CHIEF	Work Phone: (831) 636-4325
Work Email: charlie.bedolla@hollister.ca.gov	

LFA Reviewer's Signature: Date: 12-6-21

DGS DSA 810 (revised 12/29/20) Page 2 of 4
DIVISION OF THE STATE ARCHITECT DEPARTMENT OF GENERAL SERVICES STATE OF CALIFORNIA

FIRE ACCESS PLAN LEGEND

- (N) BUILDING
- 20' WIDE MIN EMERGENCY VEHICLE ACCESS
- 14' WIDE EMERGENCY VEHICLE ACCESS
- PROPERTY LINE (APPROX)
- AREA OF WORK
- RED PAINTED CURB W/ 4" WHITE LETTERING- "FIRE LANE NO PARKING"
- BACKFLOW PREVENTER (DBL. CHECK VALVE)
- FIRE HYDRANT, S.C.D.
- FIRE RISER, S.C.D., S.F.P.D.
- BOLLARDS
- FDC, S.C.D.
- PIV, S.C.D.

QUATTROCCHI KWOK ARCHITECTS
Main:
636 Fifth Street, Santa Rosa, CA 95404
East Bay:
55 Harrison Street, Suite 525,
Oakland, CA 94607
(707) 576-0829

LICENSED ARCHITECT
AARON JOBSON
LICENSE # C30620
EXP. OCTOBER 31, 2021
STATE OF CALIFORNIA

SIGNED: FEBRUARY 04, 2022

Gensler
45 Fremont Street
Suite 1500
San Francisco, CA 94105
United States
Tel 415.433.3700
Fax 415.836.4599

GAVILAN COLLEGE

NEW COLLEGE CAMPUS

505 FAIRVIEW ROAD
HOLLISTER, CA 95023

GAVILAN JOINT COMMUNITY COLLEGE DISTRICT

DSA APP NO.	01-119906
ARCH PROJECT NO:	1897.00
DRAWN BY:	*fill out manualy ea sheet!*
DRAWING SCALE:	1" =30'
PTN: N/A	FILE NO: 43-C4

DSA SUBMITTAL
FEBRUARY 04, 2022

SHEET TITLE

FIRE ACCESS SITE PLAN

SHEET NUMBER

G-0.5

BIMcloud: archiserver - BIMcloud Basic for ARCHICAD 22/1897.00 GAVILAN COLLEGE 2/2/2022 1:39 PM

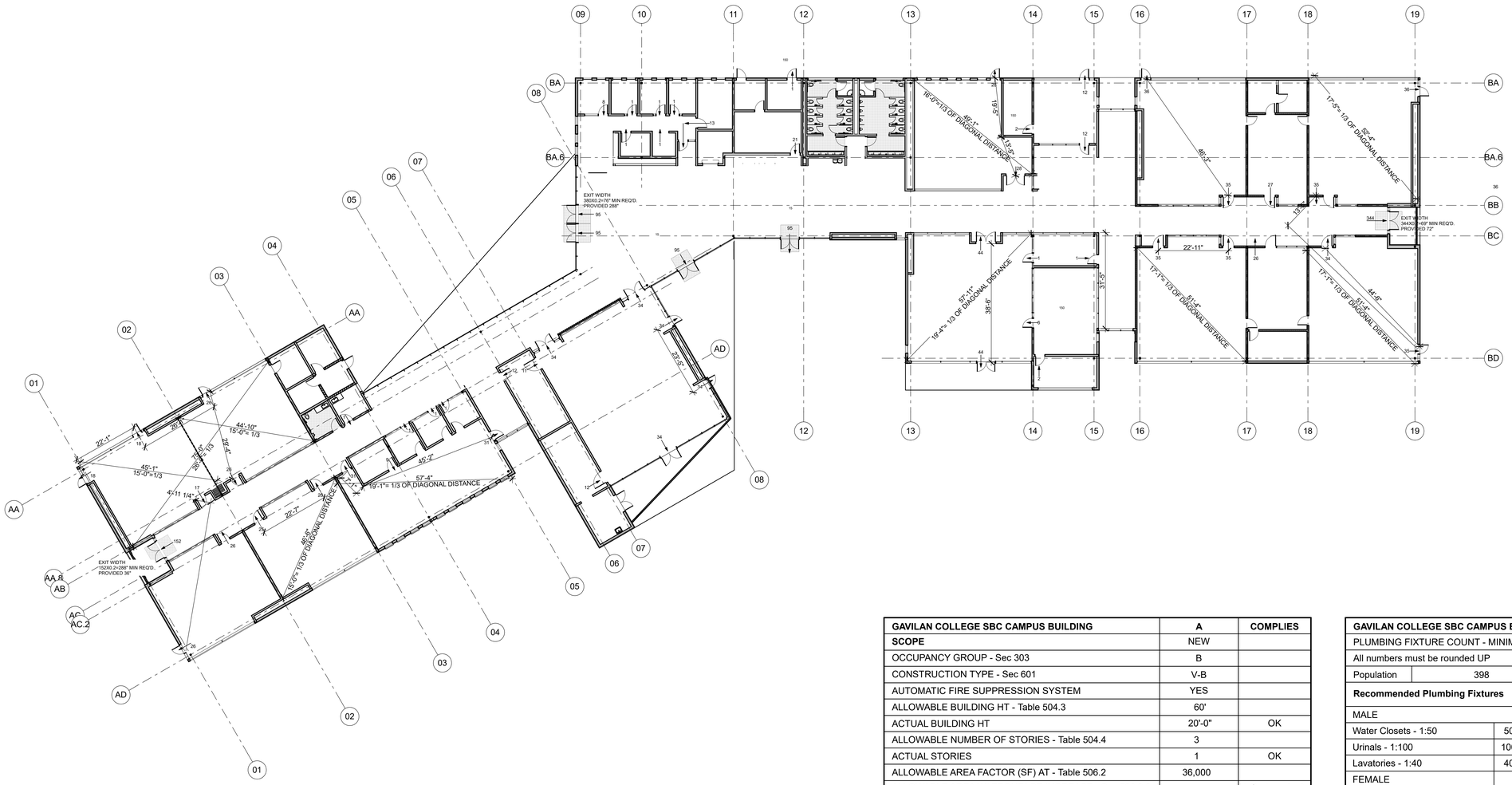

GAVILAN COLLEGE SBC CAMPUS BUILDING	A	COMPLIES
SCOPE	NEW	
OCCUPANCY GROUP - Sec 303	B	
CONSTRUCTION TYPE - Sec 601	V-B	
AUTOMATIC FIRE SUPPRESSION SYSTEM	YES	
ALLOWABLE BUILDING HT - Table 504.3	60'	
ACTUAL BUILDING HT	20'-0"	OK
ALLOWABLE NUMBER OF STORIES - Table 504.4	3	
ACTUAL STORIES	1	OK
ALLOWABLE AREA FACTOR (SF) AT - Table 506.2	36,000	
ALLOWABLE AREA W/ FRONTAGE INCREASE - Sec 506.3.3		NOT NEEDED
ACTUAL AREA	34,354	OK
ROOF OH		
1,430	1,430	
TOTAL BUILDING AND ROOF PROJECTION	35,784	
COMMON PATH OF EGRESS TRAVEL - Sec 1006	100	OK
EXIT ACCESS TRAVEL DISTANCE - Table 1017.2	300	OK

EGRESS ANALYSIS	
EGRESS WIDTH SIZING DOORWAY	MIN WIDTH PER 1010.1.1:32" MIN.36" PROVIDED
HALLWAY EXIT WIDTH	876X0.2= 175.2" MIN. PROVIDED 432'

GAVILAN COLLEGE SBC CAMPUS BUILDING							
PLUMBING FIXTURE COUNT - MINIMUM			2019 CPC Table 422.1				
All numbers must be rounded UP							
Population	398	199 M	199 F				
Recommended Plumbing Fixtures							
MALE		No. of Fixtures					
Water Closets - 1:50	50	4.50 **					
Urinals - 1:100	100	2.25					
Lavatories - 1:40	40	5.63					
FEMALE		No. of Fixtures					
Water Closets - 1:30	30	7.50 6.75*					
Lavatories - 1:40	40	5.63					
Distribution of Plumbing Fixtures							
	Student & Staff						
	Female		Male			Unisex	
Name	WC	LAV	WC	U	LAV	WC	LAV
(N) Building	9	5	5	4	5	1	1
Total WC	9		5			1	
Total U				4			
Total LAV		5			5		1
Drinking Fountain Req	3						
Drinking Fountain Provided	2						

QUATTROCCHI KWOK ARCHITECTS
Main:
636 Fifth Street, Santa Rosa, CA 95404
East Bay:
55 Harrison Street, Suite 525,
Oakland, CA 94607
(707) 576-0829

LICENSED ARCHITECT
AARON JOBSON
LICENSE # C30620
EXP OCTOBER 31, 2021
STATE OF CALIFORNIA

SIGNED: FEBRUARY 04, 2022

Gensler
45 Fremont Street
Suite 1500
San Francisco, CA 94105
United States
Tel 415.433.3700
Fax 415.836.4599

GAVILAN COLLEGE

NEW COLLEGE CAMPUS

505 FAIRVIEW ROAD
HOLLISTER, CA 95023

GAVILAN JOINT COMMUNITY COLLEGE DISTRICT

DSA APP NO. 01-119906
ARCH PROJECT NO: 1897.00
DRAWN BY: *fill out manualy ea sheet!*
DRAWING SCALE: 1/16" = 1'-0"
PTN: N/A FILE NO: 43-C4

DSA SUBMITTAL
FEBRUARY 04, 2022

SHEET TITLE
CODE ANALYSIS PLAN

SHEET NUMBER
G-0.6

BIMcloud: archiserver - BIMcloud Basic for ARCHICAD 22/1897.00 GAVILAN COLLEGE 2/2/2022; 1:41 PM

GENERAL NOTES

1. REVISIONS TO THESE PLANS MUST BE REVIEWED AND APPROVED IN WRITING BY HMH AND THE DEPARTMENT OF THE STATE ARCHITECT PRIOR TO CONSTRUCTION OF AFFECTED ITEMS.
2. THE CONTRACTOR SHALL NOTIFY HMH, AT (408) 487-2200 BEFORE PROCEEDING WITH ANY WORK THAT APPEARS TO BE INSUFFICIENTLY DETAILED.
3. CONTRACTOR SHALL REPLACE OR REPAIR, AT CONTRACTOR'S EXPENSE, ALL DAMAGED, REMOVED OR OTHERWISE DISTURBED EXISTING UTILITIES, OR IMPROVEMENTS IN KIND.
4. IF TEMPORARY LANE CLOSURES ARE REQUIRED FOR CONSTRUCTION OPERATIONS, THE CONTRACTOR SHALL PREPARE A TRAFFIC CONTROL PLAN AND OBTAIN APPROVAL FROM THE CITY OF HOLLISTER BEFORE COMMENCING WORK. THE CONTRACTOR SHALL ALSO PROVIDE FLAG MEN, CONES OR BARRICADES, AS NECESSARY TO CONTROL TRAFFIC AND PREVENT HAZARDOUS CONDITIONS, PER CALTRANS STANDARDS.
5. CONTRACTOR SHALL BACKFILL TRENCHES, OR PLACE STEEL PLATING AND/OR HOT-MIX ASPHALT, AS REQUIRED BY THE CITY INSPECTOR, TO PROTECT OPEN TRENCHES AT THE END OF EVERY WORK DAY.
6. THE CONTRACTOR SHALL COMPLY WITH ALL OSHA REQUIREMENTS RELATED TO SHORING OF EXCAVATIONS.
7. CONTRACTOR SHALL CLEAN STREETS TO REMOVE ACCUMULATION OF MUD AND DEBRIS RESULTING FROM CONSTRUCTION ACTIVITIES.
8. THE CONTRACTOR IS RESPONSIBLE FOR CONFORMING TO EXISTING PAVEMENT, ADJACENT LANDSCAPE AND OTHER IMPROVEMENTS WITH A SMOOTH TRANSITION IN PAVING, CURBS, GUTTERS, SIDEWALK, ETC. TO AVOID ABRUPT OR APPARENT CHANGES IN GRADES OR CROSS SLOPES, LOW SPOTS OR HAZARDOUS CONDITIONS.
9. CONTRACTOR TO OBTAIN REQUIRED PERMITS FOR HAUL ROUTES PRIOR TO DEMOLITION AND CONSTRUCTION.
10. CONTRACTOR IS RESPONSIBLE FOR SCHEDULING ALL INSPECTIONS AS REQUIRED.
11. CONTRACTOR IS TO POTHOLE ALL UTILITY CONNECTIONS PRIOR TO CONSTRUCTION TO VERIFY INFORMATION PROVIDED ON PLAN REGARDING EXISTING UTILITIES.
12. IT IS THE CONTRACTOR'S RESPONSIBILITY TO VERIFY THE LOCATIONS OF ALL EXISTING UNDERGROUND UTILITIES. CALL USA (UNDERGROUND SERVICE ALERT) TWO WORKING DAYS BEFORE DIGGING AT (811). LOCATIONS SHOWN ON THE PLANS WERE TAKEN FROM AVAILABLE RECORDS AND ARE APPROXIMATE AND SHOWN FOR GENERAL INFORMATION ONLY, AND MAY BE INCOMPLETE. RELOCATION OR REPAIR OF ANY DAMAGE TO UTILITIES OR PIPELINES AND PLUGGING OR REMOVAL OF ABANDONED LINES SHALL BE THE CONTRACTOR'S RESPONSIBILITY.
13. IT IS THE CONTRACTOR'S RESPONSIBILITY TO MAINTAIN AND PRESERVE THE EXISTING MONUMENTS OF RECORD. SHOULD THE CONTRACTOR DESTROY OR DISTURB ANY MONUMENTS OF RECORD, THE CONTRACTOR SHALL, AT CONTRACTOR'S SOLE EXPENSE, RETAIN A CALIFORNIA LICENSED LAND SURVEYOR TO REPLACE SAID MONUMENTS AND FILE AN APPROPRIATE CORNER RECORD.
14. CONTRACTOR SHALL KEEP UP-TO-DATE A COMPLETE RECORD SET OF CONTRACT DRAWINGS SHOWING EVERY CHANGE FROM THE ORIGINAL DRAWINGS MADE DURING THE COURSE OF CONSTRUCTION INCLUDING EXACT LOCATION, SIZES, MATERIALS AND EQUIPMENT. A COMPLETE SET OF CORRECTED AND COMPLETED RECORD DRAWING PRINTS SHALL BE SUBMITTED TO THE ENGINEER PRIOR TO FINAL ACCEPTANCE FOR REVIEW AND APPROVAL BY THE ENGINEER.
15. EXTENT OF PAVEMENT SAW CUTTING MAY REQUIRE FIELD ADJUSTMENT DUE TO THE UNEVEN NATURE OF EXISTING PAVEMENTS AND INTERMITTENT NATURE OF DATA COLLECTED FOR DESIGN PURPOSES. CONTACT ENGINEER IF FIELD CONDITIONS DIFFER FROM THOSE ANTICIPATED ON PLAN.

EARTHWORK AND GRADING

1. THE GEOTECHNICAL ENGINEER OF RECORD IS EARTH SYSTEMS PACIFIC. IN CASE OF CONFLICTS, BETWEEN THE INFORMATION SHOWN ON THIS PLAN AND THE REQUIREMENTS CONTAINED IN THE GEOTECHNICAL REPORT, THE GEOTECHNICAL REPORT SHALL GOVERN WITH PRIOR APPROVAL BY THE CITY.
2. THE DESIGN FOR THE GEOTECHNICAL AND SOILS REPAIR, MITIGATION, NOTES AND STABILIZATION DEPICTED ON THIS PLAN (ALL SHEETS OF THE PLAN SET) IS BASED ON THE DESIGN AND RECOMMENDATIONS PROVIDED TO HMH BY EARTH SYSTEMS PACIFIC.. HMH MAKES NO WARRANTY, EXPRESS OR IMPLIED, AS TO THE ADEQUACY OF THE PROPOSED GEOTECHNICAL DESIGN AND MITIGATION. HMH ACCEPTS NO LIABILITY AND/OR RESPONSIBILITY THAT MAY ARISE DUE TO SLIDE MOVEMENT, SETTLEMENT, OR SIMILAR RELATED OCCURRENCES WITH RESPECT TO THE DESIGN OR CONSTRUCTION OF GEOTECHNICAL CORRECTIVE SCHEMES.
3. BASE KEYS AND SUBDRAINS SHALL BE INSTALLED PER THE PROJECT GEOTECHNICAL REPORTS AS DIRECTED BY THE PROJECT GEOTECHNICAL ENGINEER IN THE FIELD.
4. THE CONTRACTOR SHALL POTHOLE AND VERIFY LOCATIONS AND ELEVATIONS OF ALL CONNECTIONS TO EXISTING UNDERGROUND FACILITIES BEFORE ANY CONSTRUCTION. THE ENGINEER MUST BE NOTIFIED IMMEDIATELY IF CONDITIONS DIFFER FROM THOSE SHOWN ON THE PLANS SO THAT DESIGN CHANGES CAN BE MADE.
5. IT IS THE CONTRACTOR'S RESPONSIBILITY TO VERIFY THE LOCATIONS OF ALL EXISTING UNDERGROUND UTILITIES. CALL USA (UNDERGROUND SERVICE ALERT) 2 WORKING DAYS BEFORE DIGGING AT 811. LOCATIONS SHOWN ON THE PLANS WERE TAKEN FROM AVAILABLE RECORDS AND ARE APPROXIMATE AND SHOWN FOR GENERAL INFORMATION ONLY, AND MAY BE INCOMPLETE. RELOCATION OR REPAIR OF ANY DAMAGE TO UTILITIES OR PIPELINES AND PLUGGING OR REMOVAL OF ABANDONED LINES SHALL BE THE CONTRACTOR'S RESPONSIBILITY.
6. THE CONTRACTOR SHALL TAKE ALL NECESSARY PRECAUTIONS TO PRESERVE AND PROTECT ANY FENCES WHICH MAY BE REQUIRED TO REMAIN BY THE OWNER.
7. EARTHWORK QUANTITIES HAVE BEEN ESTIMATED BY THE OWNER'S ENGINEER, BASED UPON AVAILABLE INFORMATION IN ORDER TO ASSIST THE CONTRACTOR. HOWEVER, IT SHALL BE THE CONTRACTOR'S RESPONSIBILITY TO INDEPENDENTLY ESTIMATE QUANTITIES FOR HIS USE. IF ADJUSTMENTS TO ELEVATIONS ARE NECESSARY TO EFFECT A BALANCE, THE CONTRACTOR SHALL NOTIFY THE ENGINEER IMMEDIATELY. THE COSTS INVOLVED TO EFFECT A BALANCE SHALL BE CONSIDERED AS INCLUDED IN THE CONTRACT PRICE FOR GRADING ITEMS AND NO EXTRA COMPENSATION WILL BE ALLOWED. BANK YARDAGE DOES NOT INCLUDE SHRINKAGE, SWELL SUBSIDENCE, GEOTECHNICAL REMEDIATION OR TRENCHING AND FOUNDATION SPOILS.
8. COMPACTION TO BE DETERMINED USING ASTM D 1557-78.
9. CONSTRUCTION ENTRANCES SHALL BE INSTALLED PRIOR TO COMMENCEMENT OF GRADING. ALL CONSTRUCTION TRAFFIC ACCESSING AND EXITING THE SITE MUST CROSS THE STABILIZED CONSTRUCTION ENTRANCE WAYS.

EXISTING CONDITIONS

1. EXISTING GRADES AND CONFORM DESIGNS SHOWN ARE BASED OFF OF INTERMITTENT FIELD TOPO DATA AND MAY NOT INCLUDE ALL CONFORM SITUATIONS. CONTRACTOR SHALL REVIEW ALL CONFORM CONDITIONS AND NOTIFY ENGINEER OF ANY AREAS THAT MAY REQUIRE FIELD FIT ADJUSTMENTS. ALL PAVING AND HARDSCAPE CONFORMS MUST COMPLY WITH ADA REQUIREMENTS AND MAINTAIN POSITIVE DRAINAGE TO DRAIN INLETS.
2. GRADES ENCOUNTERED ON-SITE MAY VARY FROM THOSE SHOWN. CONTRACTOR SHALL REVIEW THE PLANS AND CONDUCT INVESTIGATIONS AS REQUIRED TO VERIFY EXISTING CONDITIONS AT THE PROJECT SITE.
3. INFORMATION REGARDING EXISTING UTILITIES IS FROM RECORD DATA AND MAY NOT REPRESENT ACTUAL CONDITIONS. CONTRACTOR SHALL CONDUCT FIELD EVALUATION OF ALL EXISTING SUBSURFACE IMPROVEMENTS AND UTILITIES, WHETHER SHOWN ON THESE PLANS OR NOT, PRIOR TO THE COMMENCEMENT OF WORK. CONTRACTOR SHALL CONTACT HMH IF ANY DISCREPANCIES ARE DISCOVERED.

UTILITIES

1. UTILITY BOXES AND LIDS IN PAVED AREAS SHALL BE DESIGNED FOR H-20 LOADING.
2. CONSTRUCTION OF ALL GRAVITY FLOWING UTILITIES SHALL PROCEED FROM THE DOWNSTREAM CONNECTION TO THE UPSTREAM CONNECTION. THIS WILL ALLOW FOR ANY NECESSARY ADJUSTMENTS TO BE MADE PRIOR TO THE INSTALLATION OF THE ENTIRE LINE. IF THE CONTRACTOR FAILS TO BEGIN AT THE DOWNSTREAM CONNECTION POINT AND WORK UPSTREAM, CONTRACTOR SHALL PROCEED AT CONTRACTOR'S OWN RISK AND BE RESPONSIBLE FOR ANY ADJUSTMENTS NECESSARY.
3. PROPOSED ELECTRIC AND DRY UTILITY INFORMATION SHOWN ON CIVIL PLANS IS GRAPHICAL AND FOR COORDINATION PURPOSES ONLY. SEE SITE ELECTICAL PLANS.

STATEMENT OF RESPONSIBILITY

CONTRACTOR SHALL ASSUME SOLE AND COMPLETE RESPONSIBILITY FOR JOB SITE CONDITIONS DURING THE COURSE OF CONSTRUCTION OF THIS PROJECT, INCLUDING SAFETY OF ALL PERSONS AND PROPERTY. THIS REQUIREMENT SHALL APPLY CONTINUOUSLY AND NOT BE LIMITED TO NORMAL WORKING HOURS. THE CONTRACTOR SHALL DEFEND, INDEMNIFY AND HOLD THE OWNER AND THE ENGINEER HARMLESS FROM ANY AND ALL LIABILITY, REAL OR ALLEGED, IN CONNECTION WITH THE PERFORMANCE OR WORK ON THIS PROJECT, EXCEPTING FOR LIABILITY ARISING FROM THE SOLE NEGLIGENCE OF THE OWNER OR THE ENGINEER.

BASIS OF BEARINGS

THE BEARING NORTH 00°15'00" WEST OF THE MONUMENT LINE OF FAIRVIEW ROAD AS SHOWN ON THAT CERTAIN PARCEL MAP FIELD FOR RECORD IN BOOK 11 OF PARCEL MAPS, PAGE 11, SANTA CLARA COUNTY RECORDS, AND AS FOUND MONUMENTED AND ROTATED CLOCKWISE 0° 13' 15" FOR THE PURPOSE OF THIS MAP, WAS ADOPTED AS THE BASIS OF BEARINGS.

BENCHMARK

BM 10 = 484.86' (NGVD29)
A 2-1/2" BRASS DISC STAMPED "CITY OF HOLLISTER BENCH MARK NO. 10" IN THE TOP OF CURB LOCATED AT THE NORTHWEST CORNER OF THE INTERSECTION OF FAIRVIEW ROAD AND CIELO VISTA AT THE NORTH END OF THE RETURN.

ABBREVIATIONS

@	AT
AC	ASPHALTIC CONCRETE
BC	BEGIN CURVE
CL	CENTER LINE
EC	END CURVE
ELEC	ELECTRIC
EL/ELEV	ELEVATION
EP	EDGE OF PAVEMENT
ER	END OF RETURN
ESMT	EASEMENT
EX/(E)	EXISTING
FDC	FIRE DEPARTMENT CONNECTION
FG	FINISHED GRADE
FH	FIRE HYDRANT
FL	FLOW LINE
FOC/FC	FACE OF CURB
GB	GRADE BREAK
HP	HIGH POINT
INV	INVERT
IRR	IRRIGATION
JT	JOINT TRENCH
LP	LOW POINT
MUTCD	CALIFORNIA MANUAL ON UNIFORM TRAFFIC CONTROL DEVICES
NTS	NOT TO SCALE
PCC	POINT OF COMPOUND CURVATURE
PIV	POST INDICATOR VALVE
PL	PROPERTY LINE
POC	POINT ON CURVE
PRC	POINT OF REVERSE CURVE
R	RADIUS
R/W	RIGHT OF WAY
S	SLOPE
SD	STORM DRAIN
SDCB	STORM DRAIN CATCH BASIN
SDFI	STORM DRAIN FIELD INLET
SDMH	STORM DRAIN MANHOLE
SS	SANITARY SEWER
SSCO	SANITARY SEWER CLEANOUT
SSMH	SANITARY SEWER MANHOLE
STD	STANDARD
TC	TOP OF CURB
TDC	TOP OF DEPRESSED CURB
TVC	TOP OF VERTICAL CURB
W	WATER
WV	WATER VALVE

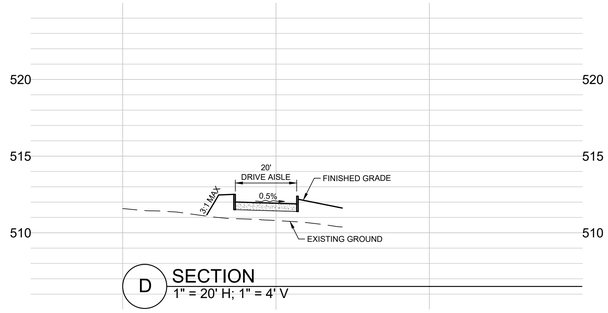

D SECTION
1" = 20' H; 1" = 4' V

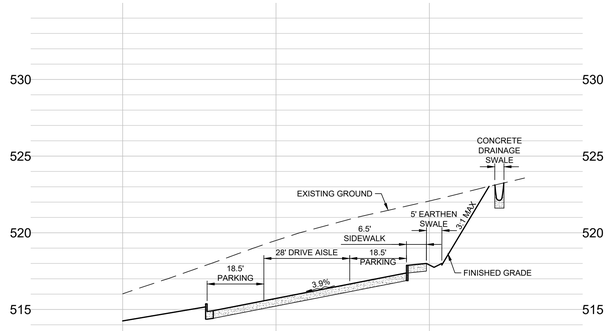

C SECTION
1" = 20' H; 1" = 4' V

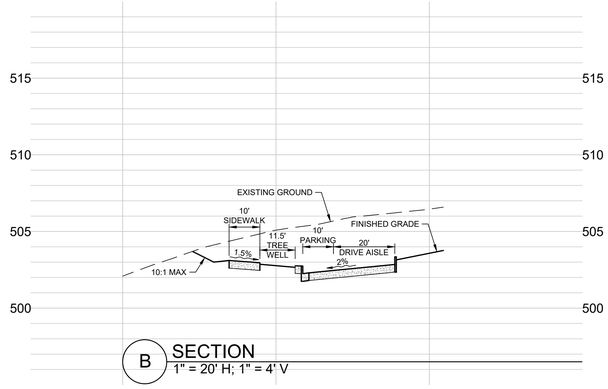

B SECTION
1" = 20' H; 1" = 4' V

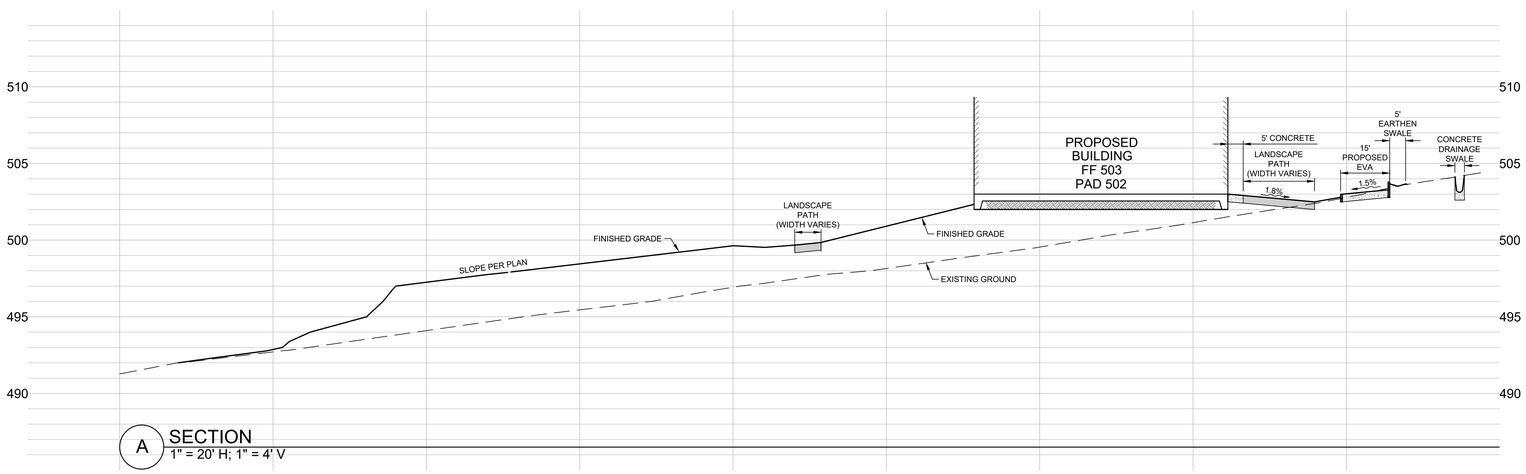

A SECTION
1" = 20' H; 1" = 4' V

CALL BEFORE YOU DIG
UNDERGROUND SERVICE ALERT
CA: 811

QUATTROCCHI KWOK ARCHITECTS
Main:
636 Fifth Street, Santa Rosa, CA 95404
East Bay:
55 Harrison Street, Suite 525, Oakland, CA 94607
(707) 576-0829

Gensler
45 Fremont Street
Suite 1500
San Francisco, CA 94105
United States
Tel 415.433.3700
Fax 415.836.4599

HMH
Land Use Entitlements
Land Planning
Landscape Architecture
Civil Engineering
Utility Design
Land Surveying
Stormwater Compliance
1570 Oakland Road
San Jose, CA 95131
(408) 487-2200
HMHca.com

REGISTERED PROFESSIONAL ENGINEER
JEFF SAMUEL WILLIAMS
No. 90245
CIVIL
STATE OF CALIFORNIA
1/26/22

GAVILAN COLLEGE

NEW COLLEGE CAMPUS

505 FAIRVIEW ROAD
HOLLISTER, CA 95023

GAVILAN JOINT COMMUNITY COLLEGE DISTRICT

DSA APP NO.	01-119906
ARCH PROJECT NO:	1897.00
DRAWN BY:	JW/DK
DRAWING SCALE:	AS SHOWN
PTN: 43-C4	FILE NO: N/A

DSA SUBMITTAL
FEBRUARY 4, 2022

SHEET TITLE
NOTES & SECTIONS

SHEET NUMBER
C1.0

BIMcloud: archiserver - BIMcloud Basic for ARCHICAD 22/1897.00 GAVILAN COLLEGE:8/19/2021:8:42 PM

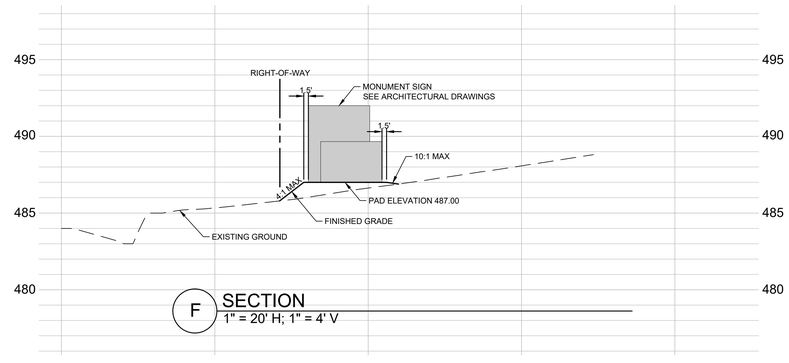

F SECTION
1" = 20' H; 1" = 4' V

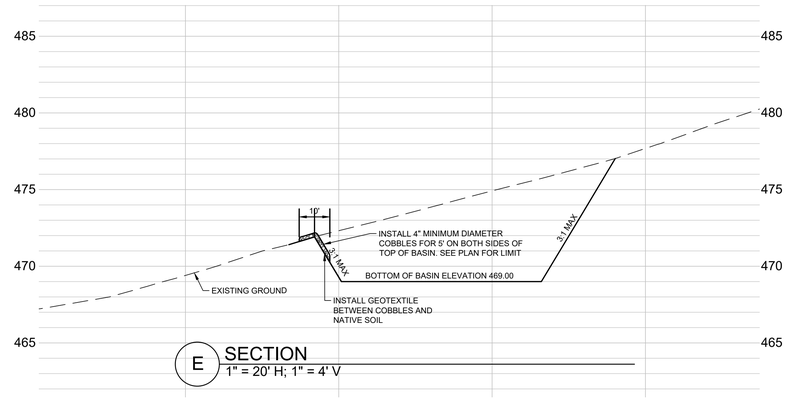

E SECTION
1" = 20' H; 1" = 4' V

CALL BEFORE YOU DIG
UNDERGROUND SERVICE ALERT
CA: 811

BIMcloud: archiserver - BIMcloud Basic for ARCHICAD 22/1897.00 GAVILAN COLLEGE;8/19/2021;8:42 PM

QUATTROCCHI KWOK
ARCHITECTS
Main:
636 Fifth Street, Santa Rosa,
CA 95404
East Bay:
55 Harrison Street, Suite 525,
Oakland, CA 94607
(707) 576-0829

Gensler
45 Fremont Street
Suite 1500
San Francisco, CA 94105
United States
Tel 415.433.3700
Fax 415.836.4599

HMH
Land Use Entitlements
Land Planning
Landscape Architecture
Civil Engineering
Utility Design
Land Surveying
Stormwater Compliance
1570 Oakland Road
San Jose, CA 95131
(408) 487-2200
HMHca.com

REGISTERED PROFESSIONAL ENGINEER
JEFF SAMUEL WILLIAMS
No. 90245
CIVIL
STATE OF CALIFORNIA
1/26/22

GAVILAN COLLEGE

NEW COLLEGE CAMPUS

505 FAIRVIEW ROAD
HOLLISTER, CA 95023

GAVILAN JOINT
COMMUNITY
COLLEGE DISTRICT

DSA APP NO. 01-119906

ARCH PROJECT NO:	1897.00
DRAWN BY:	JW/DK
DRAWING SCALE:	AS SHOWN
PTN: 43-C4	FILE NO: N/A

DSA SUBMITTAL

FEBRUARY 4, 2022

SHEET TITLE

NOTES & SECTIONS

SHEET NUMBER

C1.1

1. #4 REBAR CONT. (4X)
2. AC PAVING
3. CLASS II AB 95% COMPACTION
4. COMPACTED SUBGRADE
5. #4 REBAR @ 12" O.C. EACH WAY @ 90 °

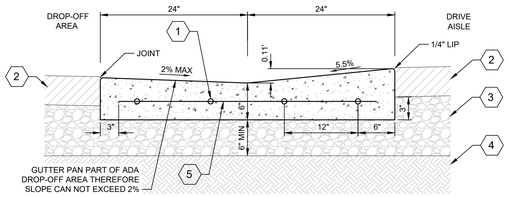

O MODIFIED VALLEY GUTTER
NTS

NOTES:
1. RECOMMENDED PAVEMENT SECTIONS WERE PROVIDED BY EARTH SYSTEMS ON 1/7/2022.
2. REFER TO GEOTECHNICAL REPORT FOR LIME TREATMENT OF SUBGRADE AND COMPACTION REQUIREMENTS.

1. COMPACTED SUBGRADE. SEE TABLE BELOW.
2. CLASS II AGGREGATE BASE AT 95% MINIMUM COMPACTION. SEE TABLE BELOW FOR DEPTH.
3. ASPHALT CONCRETE. SEE TABLE BELOW FOR DEPTH.

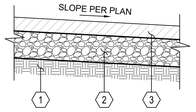

	SUBGRADE	CLASS II AGGREGATE BASE	ASPHALT CONCRETE
OPTION 1	-	9.5"	3"
OPTION 2	LIME TREAT TOP 18" OF SUBGRADE	4"	3"

N TYPICAL ASPHALT PAVEMENT SECTION DETAIL
NTS

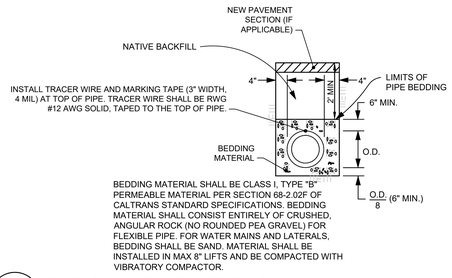

Q TYPICAL UTILITY TRENCH
NTS

1. BOTTOM OF BASIN, ELEVATION 469.00
2. 3:1 MAX BASIN SIDE SLOPE
3. EXISTING GROUND
4. 18" PVC STORM DRAIN PIPE. SEE PLAN FOR LOCATION, SLOPE, AND INVERT
5. 16" MINIMUM DIAMETER RIP RAP, 3.5' DEPTH. SEE PLAN FOR LIMITS.
6. INSTALL GEOTEXTILE BETWEEN RIP RAP AND NATIVE SOIL

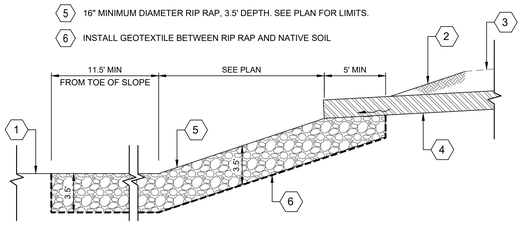

M OUTFALL TO INFILTRATION BASIN
NTS

1. #4 REBAR CONT. (4X)
2. AC PAVING
3. CLASS II AB 95% COMPACTION
4. COMPACTED SUBGRADE
5. #4 REBAR @ 12" O.C. EACH WAY @ 90 °

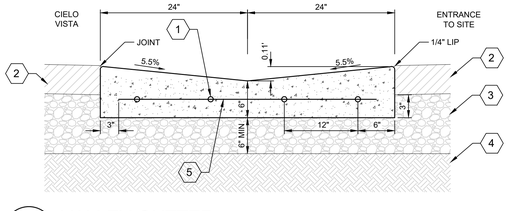

P VALLEY GUTTER
NTS

1. FACE OF CURB
2. LIP OF GUTTER
3. REVERSE CURVE
4. 18" X 18" FLAT GRATE INLET

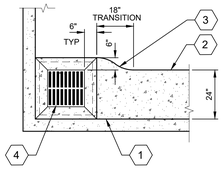

L GUTTER TRANSITION AROUND INLET
NTS

1. COMPACTED EARTHEN SWALE (SLOPE 10% MAX)
2. CUT SLOPE, PER PLAN
3. PROPOSED BACK OF CURB OR SIDEWALK

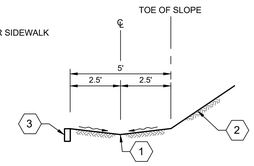

K EARTHEN SWALE DETAIL
NTS

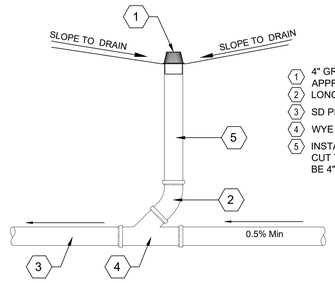

1. 4" GRATE NDS ATRIUM GRATE OR APPROVED EQUAL
2. LONG RADIUS FITTING 1/8 BEND
3. SD PIPE
4. WYE BRANCH
5. INSTALL VERTICALLY AND CUT TO LENGTH (RISER TO BE 4")

J AREA DRAIN
NTS

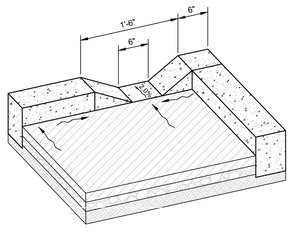

H CURB OPENING
NTS

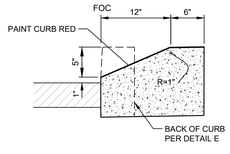

G MODIFIED CURB FOR EVA ACCESS
NTS

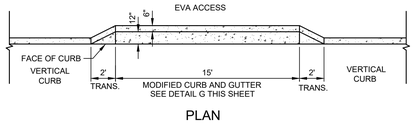

PLAN

F CURB TRANSITION DETAIL FOR EVA ACCESS
NTS

NOTE:
SEE DETAIL N FOR REQUIRED PAVING INFORMATION.

1. TOP OF VERTICAL CURB (TVC)
2. AC PAVING
3. COMPACTED AGGREGATE BASE ROCK
4. COMPACTED SUBGRADE

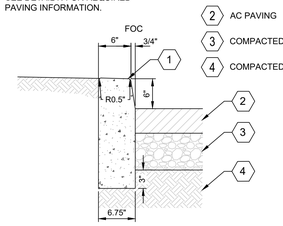

E VERTICAL CURB
NTS

NOTE:
SEE DETAIL N FOR REQUIRED PAVING INFORMATION.

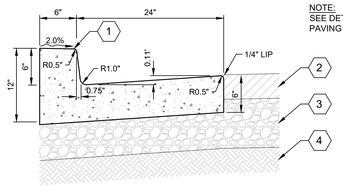

1. TOP OF CURB (TC)
2. AC PAVING
3. COMPACTED AGGREGATE BASE ROCK
4. COMPACTED SUBGRADE

D CURB & GUTTER
NTS

1. TOP OF DEPRESSED VERTICAL CURB (TDC)
2. AC PAVING
3. COMPACTED AGGREGATE BASE ROCK
4. COMPACTED SUBGRADE

NOTES:
1. SEE DETAIL N FOR REQUIRED PAVING INFORMATION.

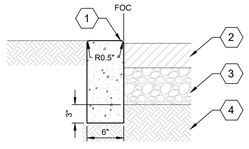

C DEPRESSED VERTICAL CURB
NTS

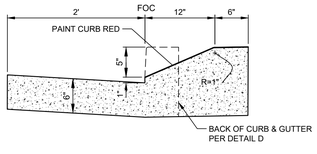

B MODIFIED CURB & GUTTER FOR EVA ACCESS
NTS

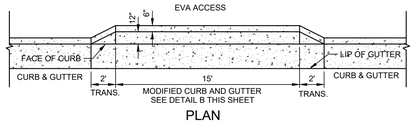

PLAN

A CURB & GUTTER TRANSITION DETAIL FOR EVA ACCESS
NTS

QUATTROCCHI KWOK ARCHITECTS
Main:
636 Fifth Street, Santa Rosa, CA 95404
East Bay:
55 Harrison Street, Suite 525, Oakland, CA 94607
(707) 576-0829

Gensler
45 Fremont Street
Suite 1500
San Francisco, CA 94105
United States
Tel 415.433.3700
Fax 415.836.4599

HMH
Land Use Entitlements
Land Planning
Landscape Architecture
Civil Engineering
Utility Design
Land Surveying
Stormwater Compliance
1570 Oakland Road
San Jose, CA 95131
(408) 487-2200
HMHca.com

REGISTERED PROFESSIONAL ENGINEER
JEFF SAMUEL WILLIAMS
No. 90245
CIVIL
STATE OF CALIFORNIA
1/26/22

GAVILAN COLLEGE

NEW COLLEGE CAMPUS

505 FAIRVIEW ROAD
HOLLISTER, CA 95023

GAVILAN JOINT COMMUNITY COLLEGE DISTRICT

DSA APP NO.	01-119906
ARCH PROJECT NO:	1897.00
DRAWN BY:	JW/DK
DRAWING SCALE:	NTS
PTN: 43-C4	FILE NO: N/A

DSA SUBMITTAL
FEBRUARY 4, 2022

SHEET TITLE
DETAILS

SHEET NUMBER
C1.2

BIMcloud: archiserver - BIMcloud Basic for ARCHICAD 22/1897.00 GAVILAN COLLEGE 8/19/2021 8:42 PM

LINE TABLE		
LINE	LENGTH	BEARING
L1	1.25'	S42°30'00"E
L2	3.41'	S33°58'21"E
L3	15.00'	N56°01'39"E
L4	27.00'	S33°58'21"E
L5	15.00'	S56°01'39"W
L6	3.00'	S33°58'21"E
L7	15.00'	N56°01'39"E
L8	45.00'	S33°58'21"E
L9	15.00'	S56°01'39"W
L10	3.00'	S33°58'21"E
L11	15.00'	N56°01'39"E
L12	45.00'	S33°58'21"E
L13	15.00'	S56°01'39"W
L14	6.27'	S33°58'21"E
L15	13.53'	N45°01'39"E
L16	45.00'	S44°58'21"E
L17	15.00'	N45°01'39"E
L18	3.00'	N44°58'21"W
L19	21.50'	S45°01'39"W
L20	21.48'	S45°02'15"W
L21	14.49'	S45°00'00"E
L22	54.00'	S45°00'00"W
L23	14.50'	N45°00'00"W
L24	3.00'	S45°00'00"W
L25	14.50'	S45°00'00"E
L26	45.00'	S45°00'00"W
L27	14.50'	N45°00'00"W

LINE TABLE		
LINE	LENGTH	BEARING
L28	3.00'	S45°00'00"W
L29	14.50'	S45°00'00"E
L30	45.00'	S45°00'00"W
L31	14.50'	N45°00'00"W
L32	3.00'	S45°00'00"W
L33	14.50'	S45°00'00"E
L34	38.00'	S45°00'00"W
L35	14.50'	N45°00'00"W
L36	10.90'	S45°00'00"W
L37	8.00'	N42°42'19"W
L38	6.80'	N42°30'00"W
L39	8.28'	N82°30'00"W
L40	32.00'	N42°30'00"W
L41	6.00'	S42°30'00"E
L42	6.00'	N42°30'00"W
L43	14.64'	S12°30'00"E
L44	53.82'	S42°30'00"E
L45	6.50'	N47°30'00"E
L46	180.00'	S42°30'00"E
L47	10.64'	S12°30'00"E
L48	83.11'	S42°30'00"E
L49	27.67'	N42°30'00"W
L50	20.19'	S42°30'00"E
L51	3.56'	S33°51'26"E
L52	15.10'	S56°01'39"W
L53	27.00'	S33°58'21"E
L54	15.00'	N56°01'39"E

LINE TABLE		
LINE	LENGTH	BEARING
L55	3.00'	S33°58'21"E
L56	15.00'	S56°01'39"W
L57	45.00'	S33°58'21"E
L58	15.00'	N56°01'39"E
L59	3.00'	S33°58'21"E
L60	15.00'	S56°01'39"W
L61	45.00'	S33°58'21"E
L62	15.00'	N56°01'39"E
L63	3.00'	S33°58'21"E
L64	15.00'	S56°01'39"W
L65	45.00'	S33°58'21"E
L66	15.61'	N56°01'39"E
L67	3.25'	S44°58'21"E
L68	13.84'	S45°01'39"W
L69	81.00'	S44°58'21"E
L70	15.00'	N45°01'39"E
L71	18.30'	S45°09'05"E
L72	15.41'	S45°00'00"W
L73	304.01'	N42°30'00"W
L74	15.00'	N56°01'39"E
L75	45.00'	N33°58'21"W
L76	15.00'	S56°01'39"W
L77	3.00'	N33°58'21"W
L78	15.00'	N56°01'39"E
L79	45.00'	N33°58'21"W
L80	15.00'	S56°01'39"W
L81	3.00'	N33°58'21"W

LINE TABLE		
LINE	LENGTH	BEARING
L82	15.00'	N56°01'39"E
L83	45.00'	N33°58'21"W
L84	15.00'	S56°01'39"W
L85	3.00'	N33°58'21"W
L86	15.00'	N56°01'39"E
L87	45.00'	N33°58'21"W
L88	15.27'	S56°01'39"W
L89	3.61'	N44°58'21"W
L90	15.00'	N45°01'39"E
L91	36.00'	N44°58'21"W
L92	15.00'	S45°01'39"W
L93	12.00'	N44°58'21"W
L94	51.00'	N45°01'39"E
L95	12.00'	S44°58'21"E
L96	15.00'	S45°01'39"W
L97	36.00'	S44°58'21"E
L98	15.00'	N45°01'39"E
L99	3.00'	S44°58'21"E
L100	15.00'	S45°01'39"W
L101	45.00'	S44°58'21"E
L102	14.36'	N45°01'39"E
L103	5.81'	S33°58'21"E
L104	15.00'	S56°01'39"W
L105	45.00'	S33°58'21"E
L106	15.00'	N56°01'39"E
L107	3.00'	S33°58'21"E
L108	15.00'	S56°01'39"W

LINE TABLE		
LINE	LENGTH	BEARING
L109	45.00'	S33°58'21"E
L110	15.00'	N56°01'39"E
L111	3.00'	S33°58'21"E
L112	15.00'	S56°01'39"W
L113	36.00'	S33°58'21"E
L114	15.00'	N56°01'39"E
L115	3.00'	S33°58'21"E
L116	15.00'	S56°01'39"W
L117	18.00'	S33°56'42"E
L118	15.00'	N56°01'39"E
L119	1.56'	N33°58'20"W
L120	14.77'	S56°01'39"W
L121	45.00'	S33°58'21"E
L122	15.00'	N56°01'39"E
L123	3.00'	S33°58'21"E
L124	15.00'	S56°01'39"W
L125	45.00'	S33°58'21"E
L126	15.00'	N56°01'39"E
L127	3.00'	S33°58'21"E
L128	15.00'	S56°01'39"W
L129	45.00'	S33°58'21"E
L130	15.00'	N56°01'39"E
L131	4.08'	S33°58'21"E
L132	15.81'	S45°01'39"W
L133	36.00'	S44°58'21"E
L134	15.00'	N45°01'39"E
L135	3.50'	S44°58'21"E

LINE TABLE		
LINE	LENGTH	BEARING
L136	52.50'	S45°01'39"W
L137	12.00'	N44°58'21"W
L138	15.00'	N45°01'39"E
L139	36.00'	N44°58'21"W
L140	15.00'	S45°01'39"W
L141	3.63'	N33°58'21"W
L142	15.00'	N56°01'39"E
L143	45.00'	N33°58'21"W
L144	15.00'	S56°01'39"W
L145	3.00'	N33°58'21"W
L146	15.00'	N56°01'39"E
L147	45.00'	N33°58'21"W
L148	15.00'	S56°01'39"W
L149	3.00'	N33°58'21"W
L150	15.00'	N56°01'39"E
L151	36.00'	N33°58'21"W
L152	15.00'	S56°01'39"W
L153	3.00'	N33°58'21"W
L154	15.00'	N56°01'39"E
L155	27.00'	N33°58'21"W
L156	15.00'	S56°01'39"W
L157	7.07'	N33°58'21"W

CURVE TABLE			
CURVE	LENGTH	RADIUS	DELTA
C1	36.09'	17.00'	121°38'11"
C2	20.45'	20.00'	58°34'46"
C3	96.08'	395.33'	13°55'28"
C4	21.18'	200.00'	6°04'04"
C5	52.98'	865.00'	3°30'35"
C6	45.64'	735.00'	3°33'29"
C7	65.24'	50.00'	74°45'46"
C8	5.50'	3.50'	90°00'00"
C9	5.50'	3.50'	90°00'00"
C10	5.50'	3.50'	90°00'00"
C11	5.50'	3.50'	90°00'00"
C12	5.50'	3.50'	90°00'00"
C13	5.50'	3.50'	90°00'00"
C14	6.17'	3.50'	101°00'00"
C15	5.50'	3.50'	90°00'00"
C16	5.50'	3.50'	90°00'00"
C17	5.50'	3.50'	90°11'39"
C18	5.50'	3.50'	90°00'00"
C19	5.50'	3.50'	90°00'00"
C20	5.50'	3.50'	90°00'00"
C21	5.50'	3.50'	90°00'00"

CURVE TABLE			
CURVE	LENGTH	RADIUS	DELTA
C22	5.50'	3.50'	90°00'00"
C23	5.50'	3.50'	90°00'00"
C24	5.50'	3.50'	90°00'00"
C25	85.42'	54.00'	90°37'57"
C26	13.96'	20.00'	40°00'00"
C27	10.47'	20.00'	30°00'00"
C28	5.50'	3.50'	90°00'00"
C29	10.47'	20.00'	30°00'00"
C30	25.92'	30.00'	49°30'00"
C31	30.34'	836.00'	2°04'46"
C32	20.42'	11.00'	106°22'44"
C33	17.61'	840.50'	1°12'03"
C34	24.13'	846.50'	1°38'00"
C35	7.55'	11.00'	39°20'23"
C36	34.22'	11.00'	178°16'00"
C37	43.24'	20.00'	123°51'43"
C38	48.80'	415.33'	6°43'53"
C39	9.99'	8.00'	71°30'45"
C40	5.49'	3.50'	89°53'04"
C41	5.50'	3.50'	90°00'00"
C42	5.50'	3.50'	90°00'00"

CURVE TABLE			
CURVE	LENGTH	RADIUS	DELTA
C43	5.50'	3.50'	90°00'00"
C44	5.50'	3.50'	90°00'00"
C45	5.50'	3.50'	90°00'00"
C46	5.50'	3.50'	90°00'00"
C47	4.83'	3.50'	79°00'00"
C48	9.42'	6.00'	90°00'00"
C49	5.41'	3.50'	88°30'04"
C50	7.85'	5.00'	89°58'21"
C51	48.43'	30.00'	92°30'00"
C52	12.55'	7.00'	102°42'21"
C53	25.24'	415.33'	3°28'55"
C54	19.06'	180.00'	6°04'04"
C55	8.31'	885.00'	0°32'17"
C56	10.52'	8.00'	75°20'57"
C57	5.50'	3.50'	90°00'00"
C58	5.50'	3.50'	90°00'00"
C59	5.50'	3.50'	90°00'00"
C60	5.50'	3.50'	90°00'00"
C61	5.50'	3.50'	90°00'00"
C62	5.50'	3.50'	90°00'00"
C63	5.50'	3.50'	90°00'00"

CURVE TABLE			
CURVE	LENGTH	RADIUS	DELTA
C64	4.83'	3.50'	79°00'00"
C65	5.50'	3.50'	90°00'00"
C66	5.50'	3.50'	90°00'00"
C67	5.50'	3.50'	90°00'00"
C68	5.50'	3.50'	90°00'00"
C69	5.50'	3.50'	90°00'00"
C70	5.50'	3.50'	90°00'00"
C71	5.50'	3.50'	90°00'00"
C72	6.17'	3.50'	101°00'00"
C73	5.50'	3.50'	90°00'00"
C74	5.50'	3.50'	90°00'00"
C75	5.50'	3.50'	90°00'00"
C76	5.50'	3.50'	90°00'00"
C77	5.50'	3.50'	90°00'00"
C78	5.50'	3.50'	90°00'00"
C79	5.50'	3.50'	90°00'00"
C80	5.50'	3.50'	90°00'00"
C81	14.18'	8.00'	101°35'20"
C82	36.92'	714.97'	2°57'31"
C83	35.54'	30.00'	67°52'19"
C84	5.96'	3.50'	97°31'06"

CURVE TABLE			
CURVE	LENGTH	RADIUS	DELTA
C85	5.50'	3.50'	90°00'00"
C86	5.50'	3.50'	90°00'00"
C87	5.50'	3.50'	90°00'00"
C88	5.50'	3.50'	90°00'00"
C89	5.50'	3.50'	90°00'00"
C90	4.83'	3.50'	79°00'00"
C91	5.50'	3.50'	90°00'00"
C92	18.85'	12.00'	90°00'00"
C93	5.50'	3.50'	90°00'00"
C94	5.50'	3.50'	90°00'00"
C95	5.50'	3.50'	90°00'00"
C96	3.84'	20.00'	11°00'00"
C97	5.50'	3.50'	90°00'00"
C98	5.50'	3.50'	90°00'00"
C99	5.50'	3.50'	90°00'00"
C100	5.50'	3.50'	90°00'00"
C101	5.50'	3.50'	90°00'00"
C102	5.50'	3.50'	90°00'00"
C103	5.50'	3.50'	90°00'00"
C104	5.50'	3.50'	90°00'00"

STRIPING LEGEND			
IDENTIFIER	STRIPE ELEMENT	DESCRIPTION	CODE REFERENCE
①	PARKING STALL	4" WIDE WHITE	-
②	ACCESSIBLE AISLE	4" WHITE DIAGONALS AT 3' MAX ON CENTER WITH 4" BLUE LINE BORDER AND THE WORDS "NO PARKING"	2019 CBC SECTION 11B-502.3.3
③	ISA MARKING	3'x3' MIN WHITE INTERNATIONAL SYMBOL OF ACCESSIBILITY MARKING	2019 CBC SECTION 11B-703.7.2.1
④	EV MARKING	12" MARKING STATING "EV CHARGING ONLY" CENTERED WITH THE LOWER END OF THE VEHICLE SPACE LENGTH	2019 CBC SECTION 11B-812.9
⑤	DROP-OFF & LOADING ZONE	4" WHITE DIAGONALS AT 3' MAX ON CENTER WITH 4" BLUE LINE BORDER	2019 CBC SECTION 11B-503.3
⑥	CROSSWALK	2' WIDE WHITE STRIPE AT 4' ON CENTER	-
⑦	MESSAGES	3'-6" HEIGHT WHITE TEXT MARKING	-
⑧	MESSAGES	8' HEIGHT WHITE TEXT MARKING	2018 CALTRANS STANDARD PLANS PLAN NO. A24D
⑨	LIMIT LINE	1' WIDE WHITE STRIPE	2018 CALTRANS STANDARD PLANS PLAN NO. A24E
⑩	ARROWS	THRU - TYPE 1 10' TALL WHITE THRU/RIGHT - TYPE VII (R) 13' TALL WHITE	2018 CALTRANS STANDARD PLANS PLAN NO. A24A

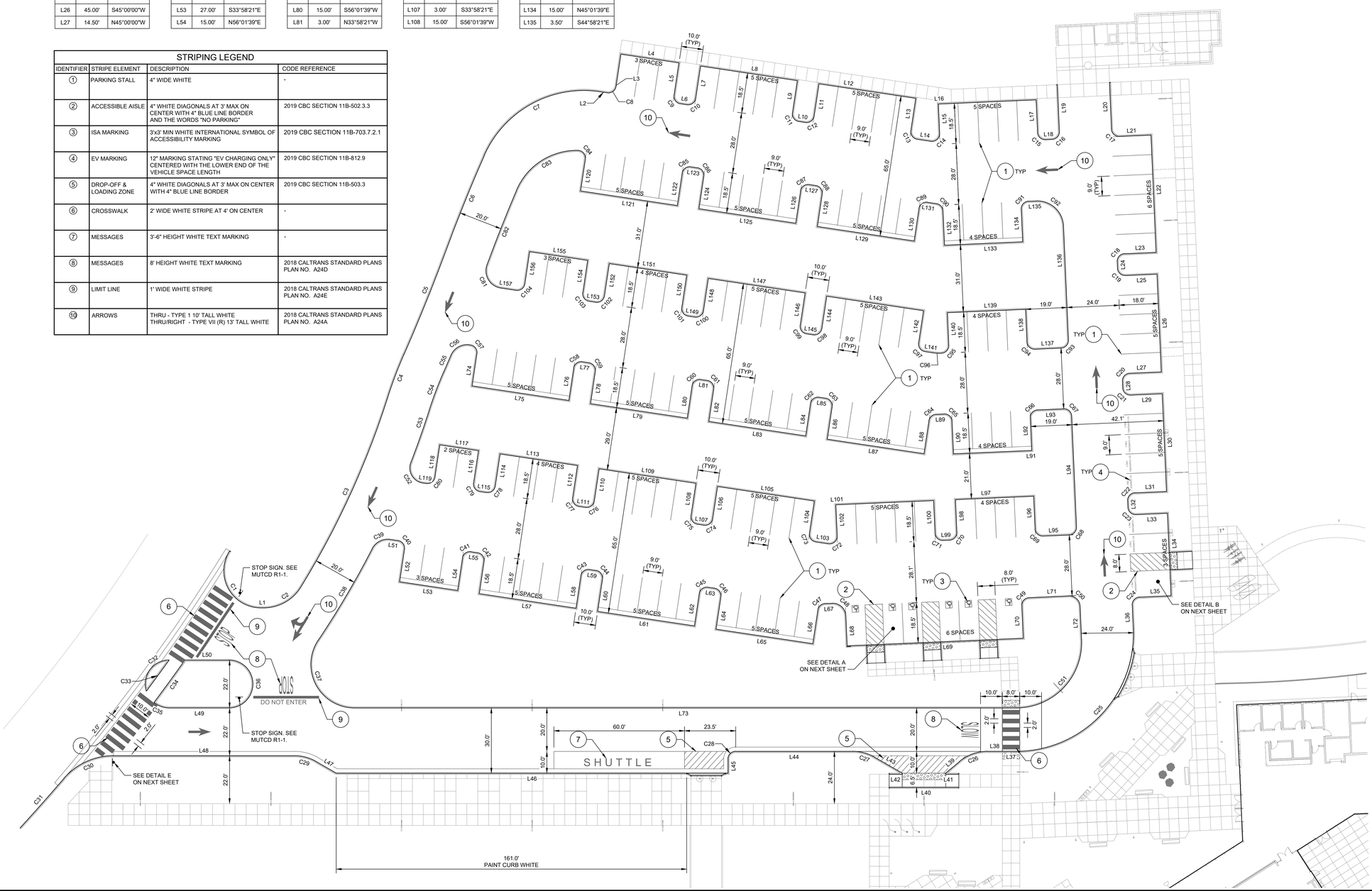

QUATTROCCHI KWOK ARCHITECTS
Main:
636 Fifth Street, Santa Rosa, CA 95404
East Bay:
55 Harrison Street, Suite 525, Oakland, CA 94607
(707) 576-0829

Gensler
45 Fremont Street
Suite 1500
San Francisco, CA 94105
United States
Tel 415.433.3700
Fax 415.836.4599

HMH
Land Use Entitlements
Land Planning
Landscape Architecture
Civil Engineering
Utility Design
Land Surveying
Stormwater Compliance
1570 Oakland Road
San Jose, CA 95131
(408) 487-2200
HMHca.com

REGISTERED PROFESSIONAL ENGINEER JEFF SAMUEL WILLIAMS No. 90245 CIVIL STATE OF CALIFORNIA
1/26/22

GAVILAN COLLEGE

NEW COLLEGE CAMPUS

505 FAIRVIEW ROAD
HOLLISTER, CA 95023

GAVILAN JOINT COMMUNITY COLLEGE DISTRICT

DSA APP NO. 01-119906

ARCH PROJECT NO:	1897.00
DRAWN BY:	JW/CM
DRAWING SCALE:	1" = 20'
PTN: 43-C4	FILE NO: N/A

DSA SUBMITTAL

FEBRUARY 4, 2022

SHEET TITLE

HORIZONTAL CONTROL, SIGNING AND STRIPING PLAN

SHEET NUMBER

C2.0

BIMcloud: archiserver - BIMcloud Basic for ARCHICAD 22/1897.00 GAVILAN COLLEGE;8/19/2021;8:42 PM

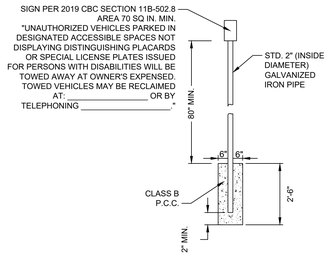

NOTE:
ACCESSIBLE PARKING SIGNING SHALL CONFORM TO 2019 CBC SECTION 1109A.8.8 AND11B-502.8

E ACCESSIBLE PARKING SIGN
NTS

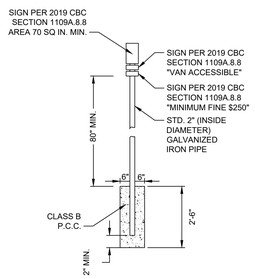

NOTE:
ACCESSIBLE PARKING SIGNING SHALL CONFORM TO 2019 CBC SECTION 1109A.8.8 AND11B-502.8

D VAN ACCESSIBLE PARKING SIGN
NTS

NOTE:
STRIPING SHALL CONFORM TO 2019 CBC SECTION 11B-502 AND SECTION 11B-812

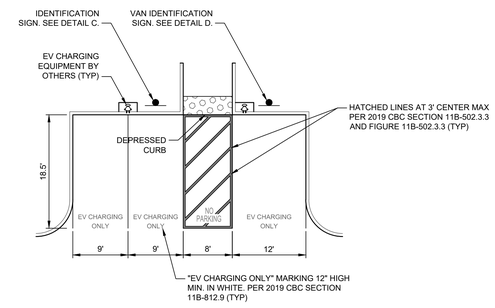

B EV ACCESSIBLE PARKING STALL STRIPING
NTS

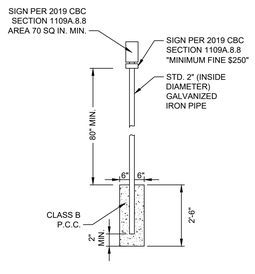

NOTE:
ACCESSIBLE PARKING SIGNING SHALL CONFORM TO 2019 CBC SECTION 1109A.8.8 AND11B-502.8

C ACCESSIBLE PARKING SIGN
NTS

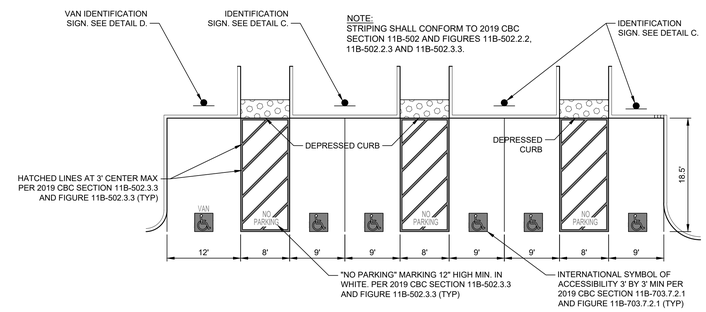

NOTE:
STRIPING SHALL CONFORM TO 2019 CBC SECTION 11B-502 AND FIGURES 11B-502.2.2, 11B-502.2.3 AND 11B-502.3.3.

A ACCESSIBLE PARKING STALL STRIPING
NTS

QUATTROCCHI KWOK ARCHITECTS
Main:
636 Fifth Street, Santa Rosa, CA 95404
East Bay:
55 Harrison Street, Suite 525, Oakland, CA 94607
(707) 576-0829

Gensler
45 Fremont Street
Suite 1500
San Francisco, CA 94105
United States
Tel 415.433.3700
Fax 415.836.4599

HMH
Land Use Entitlements
Land Planning
Landscape Architecture
Civil Engineering
Utility Design
Land Surveying
Stormwater Compliance
1570 Oakland Road
San Jose, CA 95131
(408) 487-2200
HMHca.com

REGISTERED PROFESSIONAL ENGINEER
JEFF SAMUEL WILLIAMS
No. 90245
CIVIL
STATE OF CALIFORNIA
1/26/22

GAVILAN COLLEGE

NEW COLLEGE CAMPUS

505 FAIRVIEW ROAD
HOLLISTER, CA 95023

GAVILAN JOINT COMMUNITY COLLEGE DISTRICT

DSA APP NO.	01-119906
ARCH PROJECT NO:	1897.00
DRAWN BY:	JW/CM
DRAWING SCALE:	NTS
PTN: 43-C4	FILE NO: N/A

DSA SUBMITTAL
FEBRUARY 4, 2022

SHEET TITLE

ADA SIGNING AND STRIPING DETAILS

SHEET NUMBER

C2.1

BIMcloud: archiserver - BIMcloud Basic for ARCHICAD 22/1897.00 GAVILAN COLLEGE 8/19/2021 8:42 PM

CALL BEFORE YOU DIG
CALL TWO WORKING DAYS BEFORE YOU DIG
CA 811

ABBREVIATIONS

AC	ASPHALTIC CONCRETE
ER	END OF RETURN
FF	FINISHED FLOOR
FG	FINISHED GRADE
FOC/FC	FACE OF CURB
FS	FINISHED SURFACE
GB	GRADE BREAK
INV	INVERT
LP	LOW POINT
PCC	POINT OF COMPOUND CURVATURE
PRC	POINT OF REVERSE CURVATURE
PVC	POLYVINYL CHLORIDE
S	SLOPE
SD	STORM DRAIN
SDAD	STORM DRAIN AREA DRAIN
SDFI	STORM DRAIN FIELD INLET
SDMH	STORM DRAIN MANHOLE
TC	TOP OF CURB
TDC	TOP OF DEPRESSED CURB
TVC	TOP OF VERTICAL CURB

LEGEND

	PROPOSED	EXISTING
STORM DRAIN LINE	SD	SD(E)
STORM DRAIN MANHOLE		
STORM DRAIN FIELD INLET (SIZE AS NOTED)		
OVERLAND RELEASE PATH		
SLOPE ARROW	X.X% X.X%	
AREA DRAIN		
GRADE BREAK		
PAD LIMIT		
LIMIT OF GRADING		
DETAIL CALLOUT	A DETAIL / 3 SHEET NUMBER	

NOTE:

1. ALL STORM DRAIN PIPE SHALL BE PVC SDR 35.
2. REFER TO DETAIL N ON SHEET C1.2 FOR ALL PARKING LOT ASPHALT PAVING.
3. THE BUILDING STRUCTURAL SECTION IS 5" SLAB ON GRADE OVER 6" CLASS 2 AGGREGATE BASE, PER SHEET S-1.1 OF THE STRUCTURAL PLANS BY GREGORY P. LUTH & ASSOCIATES, INC.
4. SEE DETAIL Q ON SHEET C1.2 FOR ALL UTILITY TRENCHES

0 10 20 40
1 INCH = 20 FEET

QUATTROCCHI KWOK ARCHITECTS
Main:
636 Fifth Street, Santa Rosa, CA 95404
East Bay:
55 Harrison Street, Suite 525, Oakland, CA 94607
(707) 576-0829

Gensler
45 Fremont Street
Suite 1500
San Francisco, CA 94105
United States
Tel 415.433.3700
Fax 415.836.4599

HMH
Land Use Entitlements
Land Planning
Landscape Architecture
Civil Engineering
Utility Design
Land Surveying
Stormwater Compliance
1570 Oakland Road
San Jose, CA 95131
(408) 487-2200
HMHca.com

REGISTERED PROFESSIONAL ENGINEER
JEFF SAMUEL WILLIAMS
No. 90345
CIVIL
STATE OF CALIFORNIA
1/26/22

GAVILAN COLLEGE

NEW COLLEGE CAMPUS

505 FAIRVIEW ROAD
HOLLISTER, CA 95023

GAVILAN JOINT COMMUNITY COLLEGE DISTRICT

DSA APP NO. 01-119906

ARCH PROJECT NO:	1897.00
DRAWN BY:	JW/DK
DRAWING SCALE:	1" = 20'
PTN: 43-C4	FILE NO: N/A

DSA SUBMITTAL

FEBRUARY 4, 2022

SHEET TITLE

GRADING AND DRAINAGE PLAN

SHEET NUMBER

C3.0

BIMcloud: archiserver - BIMcloud Basic for ARCHICAD 22/1897.00 GAVILAN COLLEGE;8/19/2021;8:42 PM

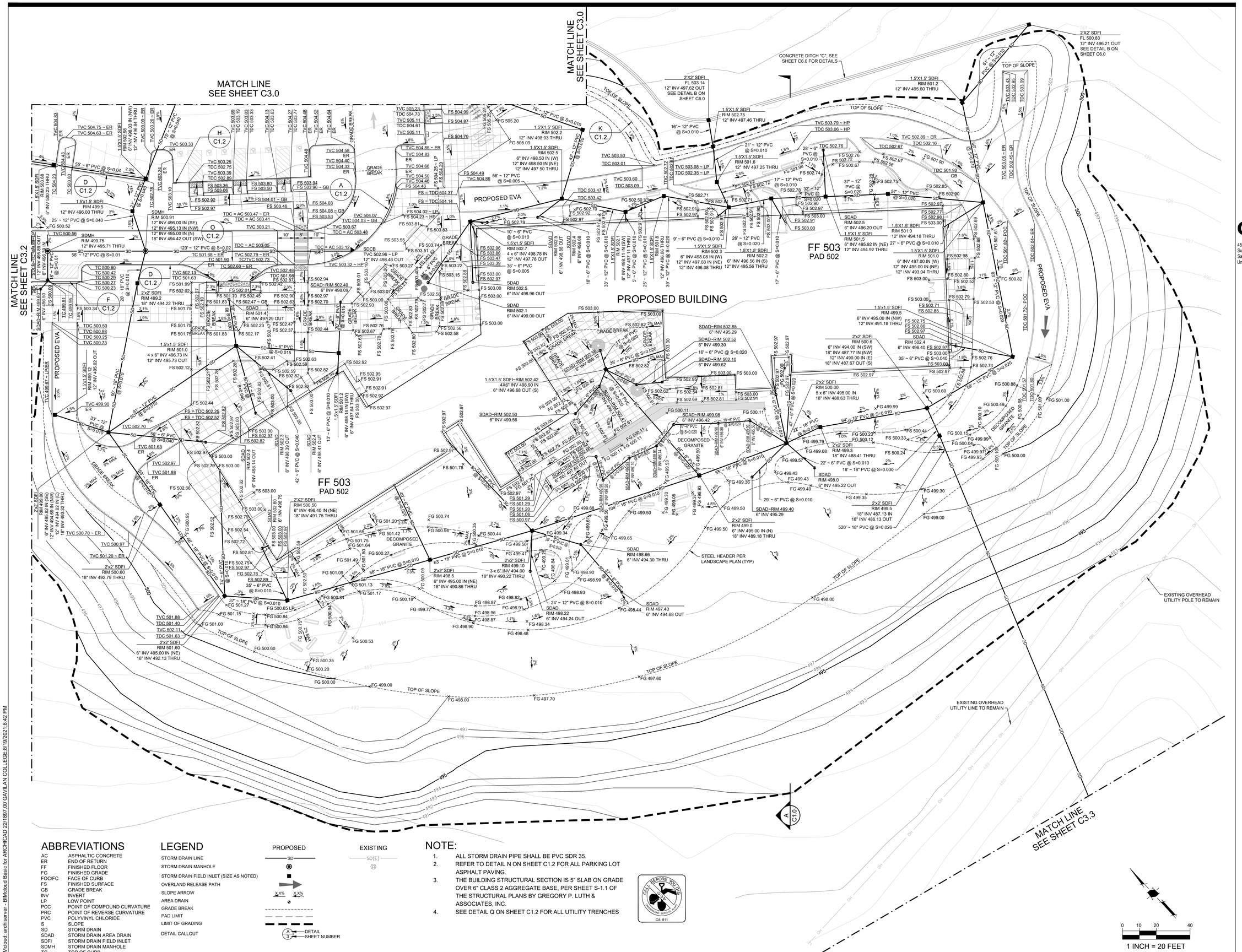

ABBREVIATIONS

AC	ASPHALTIC CONCRETE
ER	END OF RETURN
FF	FINISHED FLOOR
FG	FINISHED GRADE
FOC/FC	FACE OF CURB
FS	FINISHED SURFACE
GB	GRADE BREAK
INV	INVERT
LP	LOW POINT
PCC	POINT OF COMPOUND CURVATURE
PRC	POINT OF REVERSE CURVATURE
PVC	POLYVINYL CHLORIDE
S	SLOPE
SD	STORM DRAIN
SDAD	STORM DRAIN AREA DRAIN
SDFI	STORM DRAIN FIELD INLET
SDMH	STORM DRAIN MANHOLE
TC	TOP OF CURB
TOS	TOP OF SEDIMENTATION BASIN
TVC	TOP OF VERTICAL CURB

LEGEND

	PROPOSED	EXISTING
STORM DRAIN LINE	SD	SD(E)
STORM DRAIN MANHOLE		
STORM DRAIN FIELD INLET (SIZE AS NOTED)		
OVERLAND RELEASE PATH		
SLOPE ARROW	X.X% X.X%	
AREA DRAIN		
GRADE BREAK		
PAD LIMIT		
LIMIT OF GRADING		
DETAIL CALLOUT	A DETAIL / 3 SHEET NUMBER	

NOTE:

1. ALL STORM DRAIN PIPE SHALL BE PVC SDR 35.
2. REFER TO DETAIL N ON SHEET C1.2 FOR ALL PARKING LOT ASPHALT PAVING.
3. THE BUILDING STRUCTURAL SECTION IS 5" SLAB ON GRADE OVER 6" CLASS 2 AGGREGATE BASE, PER SHEET S-1.1 OF THE STRUCTURAL PLANS BY GREGORY P. LUTH & ASSOCIATES, INC.
4. SEE DETAIL Q ON SHEET C1.2 FOR ALL UTILITY TRENCHES

CALL BEFORE YOU DIG
UNDERGROUND SERVICE ALERT
CA: 811

0 10 20 40
1 INCH = 20 FEET

QUATTROCCHI KWOK ARCHITECTS
Main:
636 Fifth Street, Santa Rosa, CA 95404
East Bay:
55 Harrison Street, Suite 525, Oakland, CA 94607
(707) 576-0829

Gensler
45 Fremont Street
Suite 1500
San Francisco, CA 94105
United States
Tel 415.433.3700
Fax 415.836.4599

HMH
Land Use Entitlements
Land Planning
Landscape Architecture
Civil Engineering
Utility Design
Land Surveying
Stormwater Compliance
1570 Oakland Road
San Jose, CA 95131
(408) 487-2200
HMHca.com

REGISTERED PROFESSIONAL ENGINEER
JEFF SAMUEL WILLIAMS
No. 90245
CIVIL
STATE OF CALIFORNIA
1/26/22

GAVILAN COLLEGE

NEW COLLEGE CAMPUS

505 FAIRVIEW ROAD
HOLLISTER, CA 95023

GAVILAN JOINT COMMUNITY COLLEGE DISTRICT

DSA APP NO.	01-119906
ARCH PROJECT NO:	1897.00
DRAWN BY:	JW/DK
DRAWING SCALE:	1" = 20'
PTN: 43-C4	FILE NO: N/A

DSA SUBMITTAL

FEBRUARY 4, 2022

SHEET TITLE

GRADING AND DRAINAGE PLAN

SHEET NUMBER

C3.1

BIMcloud: archiserver - BIMcloud Basic for ARCHICAD 22/1897.00 GAVILAN COLLEGE;8/19/2021;8:42 PM

ABBREVIATIONS

AC	ASPHALTIC CONCRETE
ER	END OF RETURN
FF	FINISHED FLOOR
FG	FINISHED GRADE
FOC/FC	FACE OF CURB
FS	FINISHED SURFACE
GB	GRADE BREAK
INV	INVERT
LP	LOW POINT
PCC	POINT OF COMPOUND CURVATURE
PRC	POINT OF REVERSE CURVATURE
PVC	POLYVINYL CHLORIDE
S	SLOPE
SD	STORM DRAIN
SDAD	STORM DRAIN AREA DRAIN
SDFI	STORM DRAIN FIELD INLET
SDMH	STORM DRAIN MANHOLE
TC	TOP OF CURB
TDC	TOP OF DEPRESSED CURB
TVC	TOP OF VERTICAL CURB

LEGEND

	PROPOSED	EXISTING
STORM DRAIN LINE	SD	SD(E)
STORM DRAIN MANHOLE		
STORM DRAIN FIELD INLET (SIZE AS NOTED)		
OVERLAND RELEASE PATH		
SLOPE ARROW	X.X% X.X%	
AREA DRAIN		
GRADE BREAK		
PAD LIMIT		
LIMIT OF GRADING		
DETAIL CALLOUT	A DETAIL / 3 SHEET NUMBER	

NOTE:

1. ALL STORM DRAIN PIPE SHALL BE PVC SDR 35.
2. REFER TO DETAIL N ON SHEET C1.2 FOR ALL PARKING LOT ASPHALT PAVING.
3. THE BUILDING STRUCTURAL SECTION IS 5" SLAB ON GRADE OVER 6" CLASS 2 AGGREGATE BASE, PER SHEET S-1.1 OF THE STRUCTURAL PLANS BY GREGORY P. LUTH & ASSOCIATES, INC.
4. SEE DETAIL Q ON SHEET C1.2 FOR ALL UTILITY TRENCHES

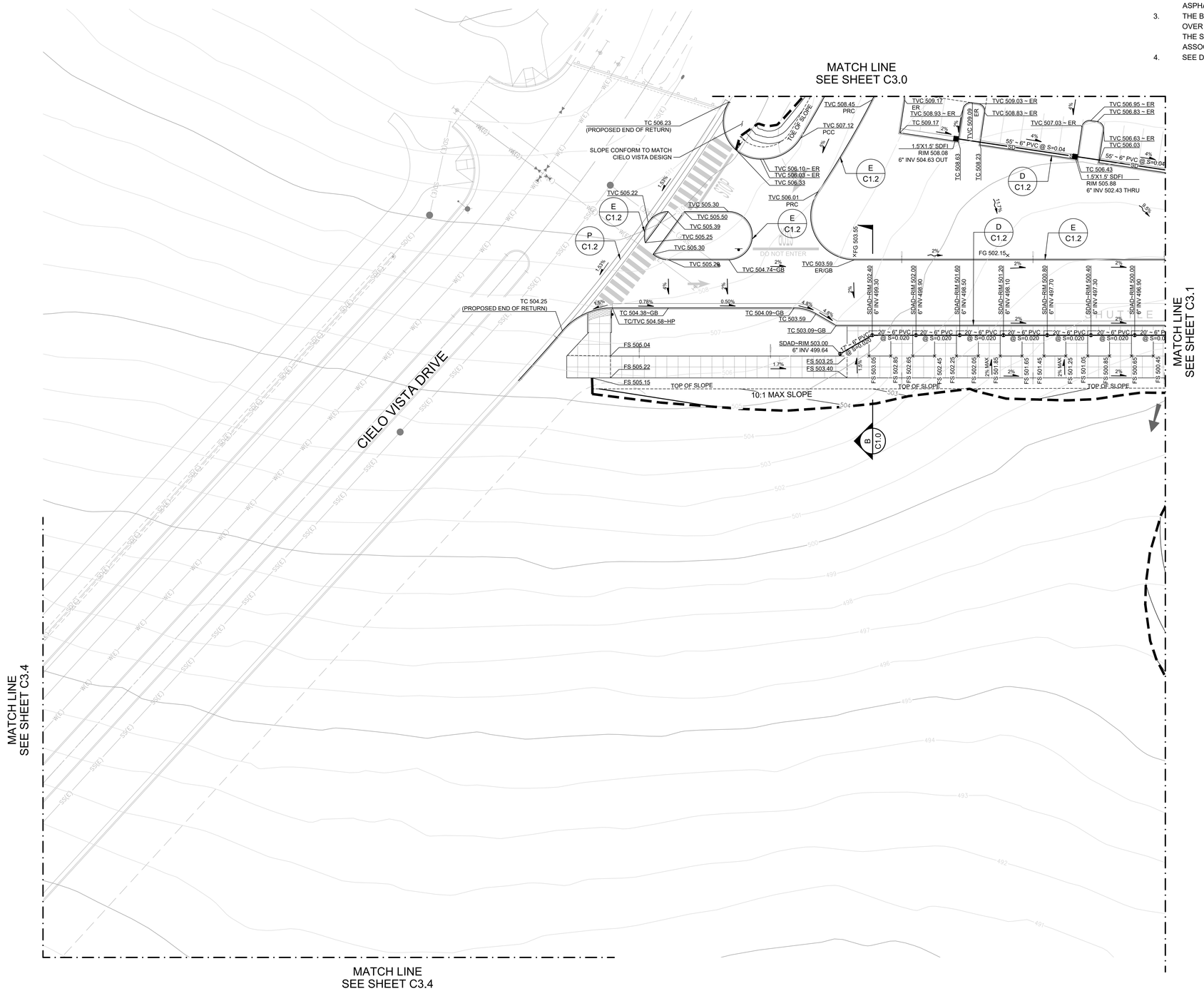

1 INCH = 20 FEET

QUATTROCCHI KWOK ARCHITECTS
Main:
636 Fifth Street, Santa Rosa, CA 95404
East Bay:
55 Harrison Street, Suite 525, Oakland, CA 94607
(707) 576-0829

Gensler
45 Fremont Street
Suite 1500
San Francisco, CA 94105
United States
Tel 415.433.3700
Fax 415.836.4599

HMH
Land Use Entitlements
Land Planning
Landscape Architecture
Civil Engineering
Utility Design
Land Surveying
Stormwater Compliance
1570 Oakland Road
San Jose, CA 95131
(408) 487-2200
HMHca.com

REGISTERED PROFESSIONAL ENGINEER
JEFF SAMUEL WILLIAMS
No. 90345
CIVIL
STATE OF CALIFORNIA
1/26/22

GAVILAN COLLEGE

NEW COLLEGE CAMPUS

505 FAIRVIEW ROAD
HOLLISTER, CA 95023

GAVILAN JOINT COMMUNITY COLLEGE DISTRICT

DSA APP NO. 01-119906

ARCH PROJECT NO:	1897.00
DRAWN BY:	JW/DK
DRAWING SCALE:	1" = 20'
PTN: 43-C4	FILE NO: N/A

DSA SUBMITTAL

FEBRUARY 4, 2022

SHEET TITLE

GRADING AND DRAINAGE PLAN

SHEET NUMBER

C3.2

BIMcloud: archiserver - BIMcloud Basic for ARCHICAD 22/1897.00 GAVILAN COLLEGE;8/19/2021;8:42 PM

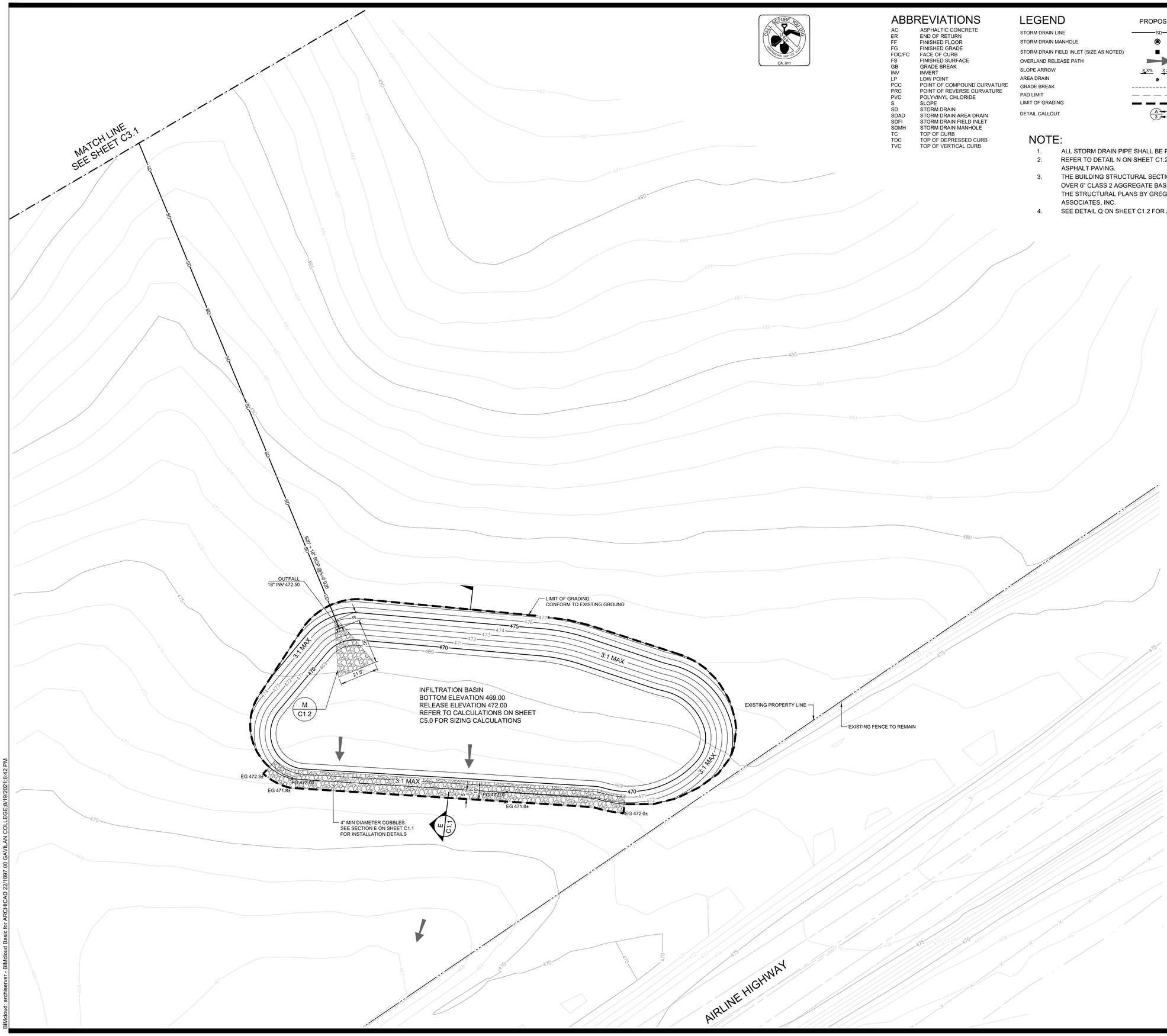

CALL BEFORE YOU DIG
CA 811

ABBREVIATIONS

AC	ASPHALTIC CONCRETE
ER	END OF RETURN
FF	FINISHED FLOOR
FG	FINISHED GRADE
FOC/FC	FACE OF CURB
FS	FINISHED SURFACE
GB	GRADE BREAK
INV	INVERT
LP	LOW POINT
PCC	POINT OF COMPOUND CURVATURE
PRC	POINT OF REVERSE CURVATURE
PVC	POLYVINYL CHLORIDE
S	SLOPE
SD	STORM DRAIN
SDAD	STORM DRAIN AREA DRAIN
SDFI	STORM DRAIN FIELD INLET
SDMH	STORM DRAIN MANHOLE
TC	TOP OF CURB
TDC	TOP OF DEPRESSED CURB
TVC	TOP OF VERTICAL CURB

LEGEND

	PROPOSED	EXISTING
STORM DRAIN LINE	SD	SD(E)
STORM DRAIN MANHOLE		
STORM DRAIN FIELD INLET (SIZE AS NOTED)		
OVERLAND RELEASE PATH		
SLOPE ARROW	X.X% X.X%	
AREA DRAIN		
GRADE BREAK		
PAD LIMIT		
LIMIT OF GRADING		
DETAIL CALLOUT	A 3 — DETAIL / SHEET NUMBER	

NOTE:

1. ALL STORM DRAIN PIPE SHALL BE PVC SDR 35.
2. REFER TO DETAIL N ON SHEET C1.2 FOR ALL PARKING LOT ASPHALT PAVING.
3. THE BUILDING STRUCTURAL SECTION IS 5" SLAB ON GRADE OVER 6" CLASS 2 AGGREGATE BASE, PER SHEET S-1.1 OF THE STRUCTURAL PLANS BY GREGORY P. LUTH & ASSOCIATES, INC.
4. SEE DETAIL Q ON SHEET C1.2 FOR ALL UTILITY TRENCHES

QUATTROCCHI KWOK ARCHITECTS
Main:
636 Fifth Street, Santa Rosa, CA 95404
East Bay:
55 Harrison Street, Suite 525, Oakland, CA 94607
(707) 576-0829

Gensler
45 Fremont Street
Suite 1500
San Francisco, CA 94105
United States
Tel 415.433.3700
Fax 415.836.4599

HMH
Land Use Entitlements
Land Planning
Landscape Architecture
Civil Engineering
Utility Design
Land Surveying
Stormwater Compliance
1570 Oakland Road
San Jose, CA 95131
(408) 487-2200
HMHca.com

REGISTERED PROFESSIONAL ENGINEER
JEFF SAMUEL WILLIAMS
No. 90245
CIVIL
STATE OF CALIFORNIA
1/26/22

GAVILAN COLLEGE

NEW COLLEGE CAMPUS

505 FAIRVIEW ROAD
HOLLISTER, CA 95023

GAVILAN JOINT COMMUNITY COLLEGE DISTRICT

DSA APP NO. 01-119906

ARCH PROJECT NO:	1897.00
DRAWN BY:	JW/DK
DRAWING SCALE:	1" = 20'
PTN: 43-C4	FILE NO: N/A

DSA SUBMITTAL

FEBRUARY 4, 2022

SHEET TITLE

GRADING AND DRAINAGE PLAN

SHEET NUMBER

C3.3

BIMcloud: archiserver - BIMcloud Basic for ARCHICAD 22/1897.00 GAVILAN COLLEGE;8/19/2021;8:42 PM

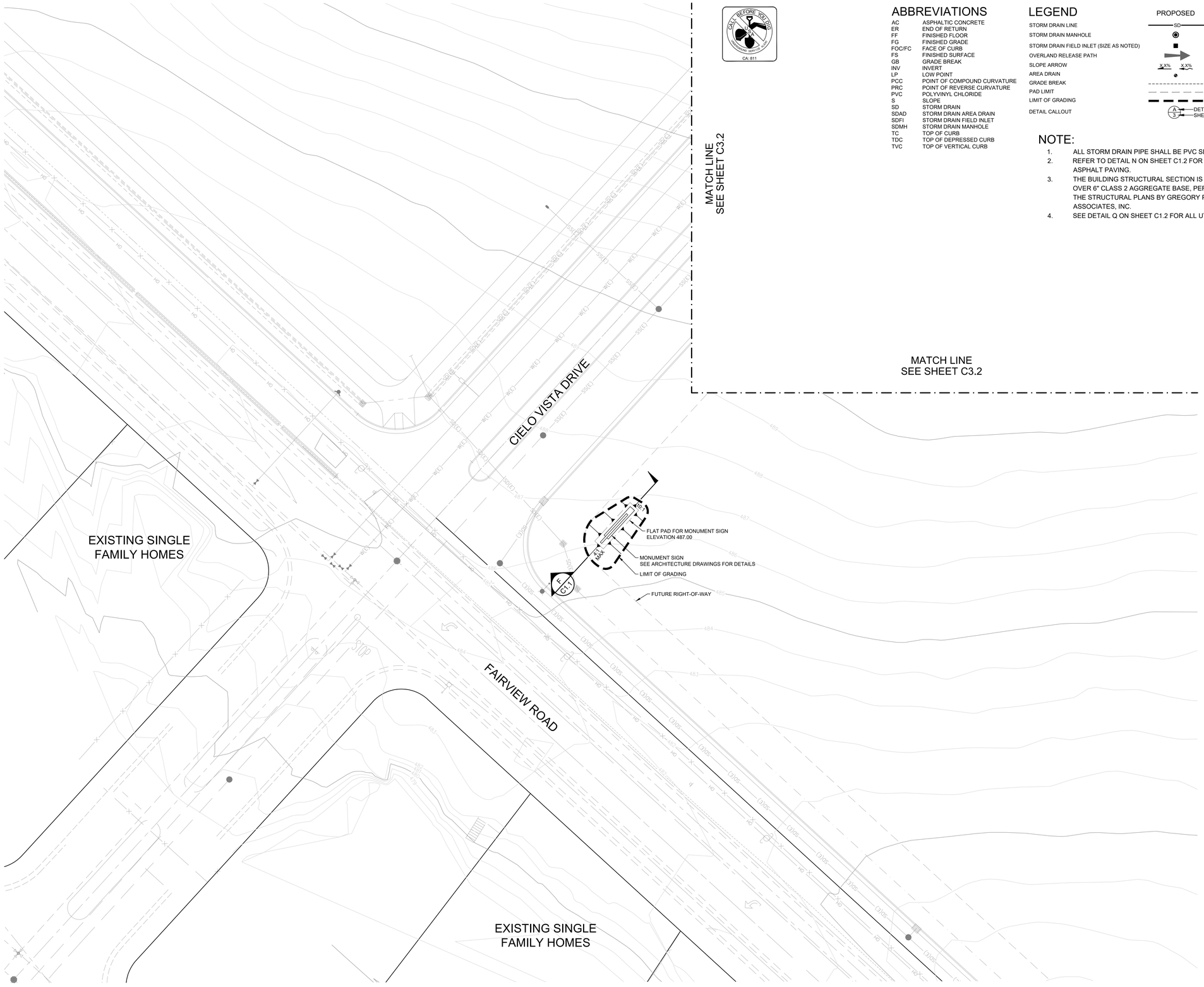

CALL BEFORE YOU DIG
CA 811

ABBREVIATIONS

AC	ASPHALTIC CONCRETE
ER	END OF RETURN
FF	FINISHED FLOOR
FG	FINISHED GRADE
FOC/FC	FACE OF CURB
FS	FINISHED SURFACE
GB	GRADE BREAK
INV	INVERT
LP	LOW POINT
PCC	POINT OF COMPOUND CURVATURE
PRC	POINT OF REVERSE CURVATURE
PVC	POLYVINYL CHLORIDE
S	SLOPE
SD	STORM DRAIN
SDAD	STORM DRAIN AREA DRAIN
SDFI	STORM DRAIN FIELD INLET
SDMH	STORM DRAIN MANHOLE
TC	TOP OF CURB
TDC	TOP OF DEPRESSED CURB
TVC	TOP OF VERTICAL CURB

LEGEND

	PROPOSED	EXISTING
STORM DRAIN LINE	SD	SD(E)
STORM DRAIN MANHOLE		
STORM DRAIN FIELD INLET (SIZE AS NOTED)		
OVERLAND RELEASE PATH		
SLOPE ARROW	X.X% X.X%	
AREA DRAIN		
GRADE BREAK		
PAD LIMIT		
LIMIT OF GRADING		
DETAIL CALLOUT	A DETAIL / 3 SHEET NUMBER	

NOTE:

1. ALL STORM DRAIN PIPE SHALL BE PVC SDR 35.
2. REFER TO DETAIL N ON SHEET C1.2 FOR ALL PARKING LOT ASPHALT PAVING.
3. THE BUILDING STRUCTURAL SECTION IS 5" SLAB ON GRADE OVER 6" CLASS 2 AGGREGATE BASE, PER SHEET S-1.1 OF THE STRUCTURAL PLANS BY GREGORY P. LUTH & ASSOCIATES, INC.
4. SEE DETAIL Q ON SHEET C1.2 FOR ALL UTILITY TRENCHES

0 10 20 40
1 INCH = 20 FEET

QUATTROCCHI KWOK ARCHITECTS
Main:
636 Fifth Street, Santa Rosa, CA 95404
East Bay:
55 Harrison Street, Suite 525, Oakland, CA 94607
(707) 576-0829

Gensler
45 Fremont Street
Suite 1500
San Francisco, CA 94105
United States
Tel 415.433.3700
Fax 415.836.4599

HMH
Land Use Entitlements
Land Planning
Landscape Architecture
Civil Engineering
Utility Design
Land Surveying
Stormwater Compliance
1570 Oakland Road
San Jose, CA 95131
(408) 487-2200
HMHca.com

REGISTERED PROFESSIONAL ENGINEER
JEFF SAMUEL WILLIAMS
No. 90245
CIVIL
STATE OF CALIFORNIA
1/26/22

GAVILAN COLLEGE

NEW COLLEGE CAMPUS

505 FAIRVIEW ROAD
HOLLISTER, CA 95023

GAVILAN JOINT COMMUNITY COLLEGE DISTRICT

DSA APP NO. 01-119906

ARCH PROJECT NO:	1897.00
DRAWN BY:	JW/DK
DRAWING SCALE:	1" = 20'
PTN: 43-C4	FILE NO: N/A

DSA SUBMITTAL
FEBRUARY 4, 2022

SHEET TITLE
GRADING AND DRAINAGE PLAN

SHEET NUMBER
C3.4

BIMcloud: archiserver - BIMcloud Basic for ARCHICAD 22/1897.00 GAVILAN COLLEGE;8/19/2021;8:42 PM

ABBREVIATIONS

@	AT
EX/(E)	EXISTING
FDC	FIRE DEPARTMENT CONNECTION
INV	INVERT
PIV	POST INDICATOR VALVE
PVC	POLYVINYL CHLORIDE
S	SLOPE
SS	SANITARY SEWER
SSCO	SANITARY SEWER CLEANOUT
SSMH	SANITARY SEWER MANHOLE

LEGEND

	PROPOSED	EXISTING
SANITARY SEWER	SS	SS(E)
SANITARY SEWER MANHOLE		
SANITARY SEWER CLEAN OUT		
STORM DRAIN LINE	SD	SD(E)
STORM DRAIN MANHOLE		
STORM DRAIN FIELD INLET		
WATER	W	W(E)
AREA DRAIN		
FIRE SERVICE	F	

NOTE:

1. ALL SANITARY SEWER PIPE SHALL BE PVC SDR 26.
2. ALL FIRE SERVICES AND APPURTENANCES ARE DESIGNED BY OTHERS AND ARE SHOWN ON THIS PLAN FOR REFERENCE ONLY.

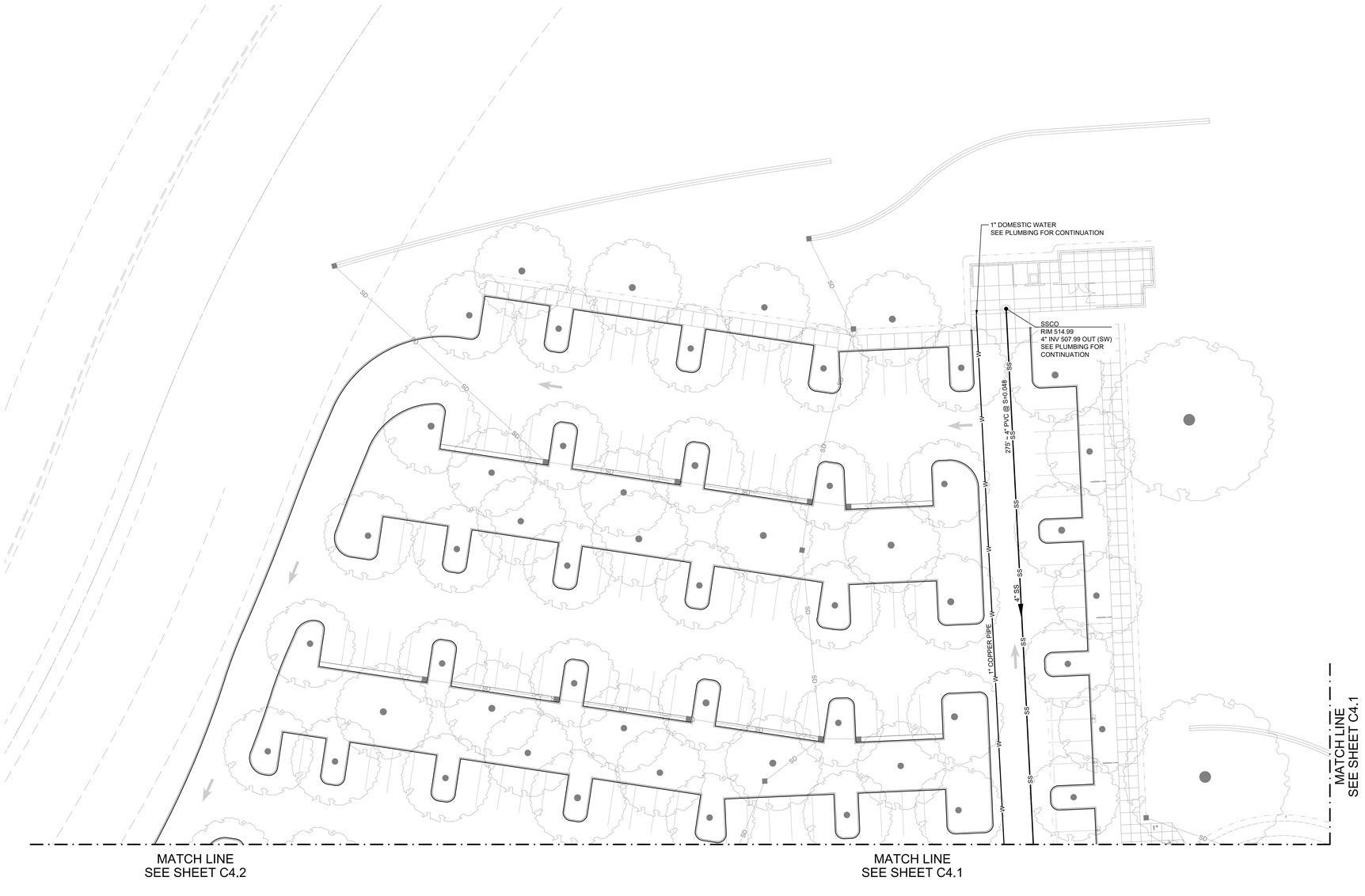

0 10 20 40
1 INCH = 20 FEET

QUATTROCCHI KWOK ARCHITECTS
Main:
636 Fifth Street, Santa Rosa, CA 95404
East Bay:
55 Harrison Street, Suite 525, Oakland, CA 94607
(707) 576-0829

Gensler
45 Fremont Street
Suite 1500
San Francisco, CA 94105
United States
Tel 415.433.3700
Fax 415.836.4599

HMH
Land Use Entitlements
Land Planning
Landscape Architecture
Civil Engineering
Utility Design
Land Surveying
Stormwater Compliance
1570 Oakland Road
San Jose, CA 95131
(408) 487-2200
HMHca.com

REGISTERED PROFESSIONAL ENGINEER
JEFF SAMUEL WILLIAMS
No. 90245
CIVIL
STATE OF CALIFORNIA
1/26/22

GAVILAN COLLEGE

NEW COLLEGE CAMPUS

505 FAIRVIEW ROAD
HOLLISTER, CA 95023

GAVILAN JOINT COMMUNITY COLLEGE DISTRICT

DSA APP NO. 01-119906

ARCH PROJECT NO:	1897.00
DRAWN BY:	JW/DK
DRAWING SCALE:	1" = 20'
PTN: 43-C4	FILE NO: N/A

DSA SUBMITTAL

FEBRUARY 4, 2022

SHEET TITLE

UTILITY PLAN

SHEET NUMBER

C4.0

BIMcloud: archiserver - BIMcloud Basic for ARCHICAD 22/1897.00 GAVILAN COLLEGE;8/19/2021;8:42 PM

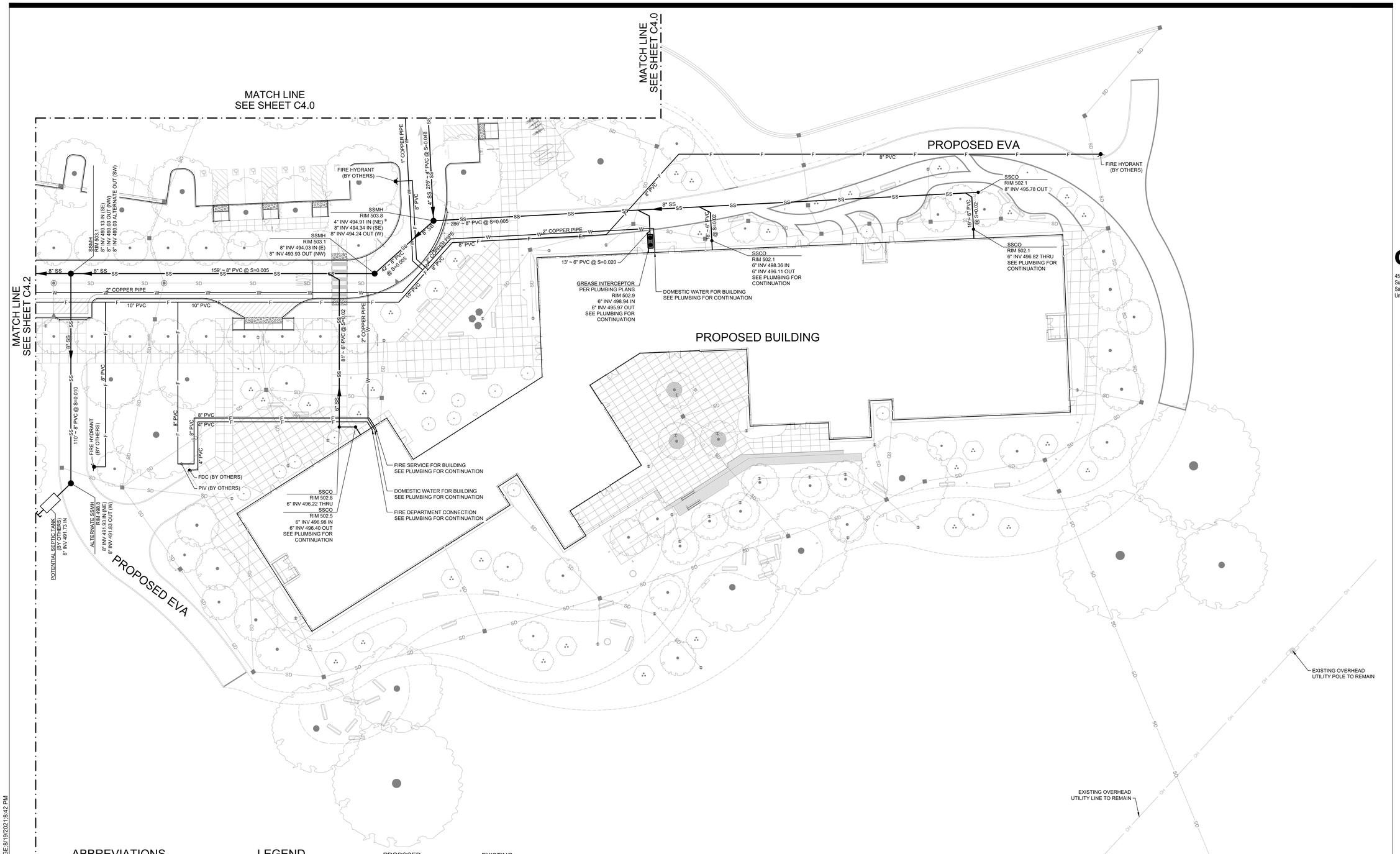

ABBREVIATIONS

@	AT
EX/(E)	EXISTING
FDC	FIRE DEPARTMENT CONNECTION
INV	INVERT
PIV	POST INDICATOR VALVE
PVC	POLYVINYL CHLORIDE
S	SLOPE
SS	SANITARY SEWER
SSCO	SANITARY SEWER CLEANOUT
SSMH	SANITARY SEWER MANHOLE

LEGEND

	PROPOSED	EXISTING
SANITARY SEWER	SS	SS(E)
SANITARY SEWER MANHOLE	●	○
SANITARY SEWER CLEAN OUT	•	
STORM DRAIN LINE	SD	SD(E)
STORM DRAIN MANHOLE	◉	◎
STORM DRAIN FIELD INLET	■	
WATER	W	W(E)
AREA DRAIN		
FIRE SERVICE	F	

NOTE:

1. ALL SANITARY SEWER PIPE SHALL BE PVC SDR 26.
2. ALL FIRE SERVICES AND APPURTENANCES ARE DESIGNED BY OTHERS AND ARE SHOWN ON THIS PLAN FOR REFERENCE ONLY.

0 10 20 40
1 INCH = 20 FEET

QUATTROCCHI KWOK ARCHITECTS
Main:
636 Fifth Street, Santa Rosa, CA 95404
East Bay:
55 Harrison Street, Suite 525, Oakland, CA 94607
(707) 576-0829

Gensler
45 Fremont Street
Suite 1500
San Francisco, CA 94105
United States
Tel 415.433.3700
Fax 415.836.4599

HMH
Land Use Entitlements
Land Planning
Landscape Architecture
Civil Engineering
Utility Design
Land Surveying
Stormwater Compliance
1570 Oakland Road
San Jose, CA 95131
(408) 487-2200
HMHca.com

REGISTERED PROFESSIONAL ENGINEER
JEFF SAMUEL WILLIAMS
No. 90345
CIVIL
STATE OF CALIFORNIA
1/26/22

GAVILAN COLLEGE

NEW COLLEGE CAMPUS

505 FAIRVIEW ROAD
HOLLISTER, CA 95023

GAVILAN JOINT COMMUNITY COLLEGE DISTRICT

DSA APP NO. 01-119906

ARCH PROJECT NO:	1897.00
DRAWN BY:	JW/DK
DRAWING SCALE:	1" = 20'
PTN: 43-C4	FILE NO: N/A

DSA SUBMITTAL

FEBRUARY 4, 2022

SHEET TITLE

UTILITY PLAN

SHEET NUMBER

C4.1

BIMcloud: archiserver - BIMcloud Basic for ARCHICAD 22/1897.00 GAVILAN COLLEGE;8/19/2021;8:42 PM

ABBREVIATIONS

@	AT
EX/(E)	EXISTING
FDC	FIRE DEPARTMENT CONNECTION
INV	INVERT
PIV	POST INDICATOR VALVE
PVC	POLYVINYL CHLORIDE
S	SLOPE
SS	SANITARY SEWER
SSCO	SANITARY SEWER CLEANOUT
SSMH	SANITARY SEWER MANHOLE

LEGEND

	PROPOSED	EXISTING
SANITARY SEWER	SS	SS(E)
SANITARY SEWER MANHOLE		
SANITARY SEWER CLEAN OUT		
STORM DRAIN LINE	SD	SD(E)
STORM DRAIN MANHOLE		
STORM DRAIN FIELD INLET		
WATER	W	W(E)
AREA DRAIN		
FIRE SERVICE	F	

NOTE:

1. ALL SANITARY SEWER PIPE SHALL BE PVC SDR 26.
2. ALL FIRE SERVICES AND APPURTENANCES ARE DESIGNED BY OTHERS AND ARE SHOWN ON THIS PLAN FOR REFERENCE ONLY.

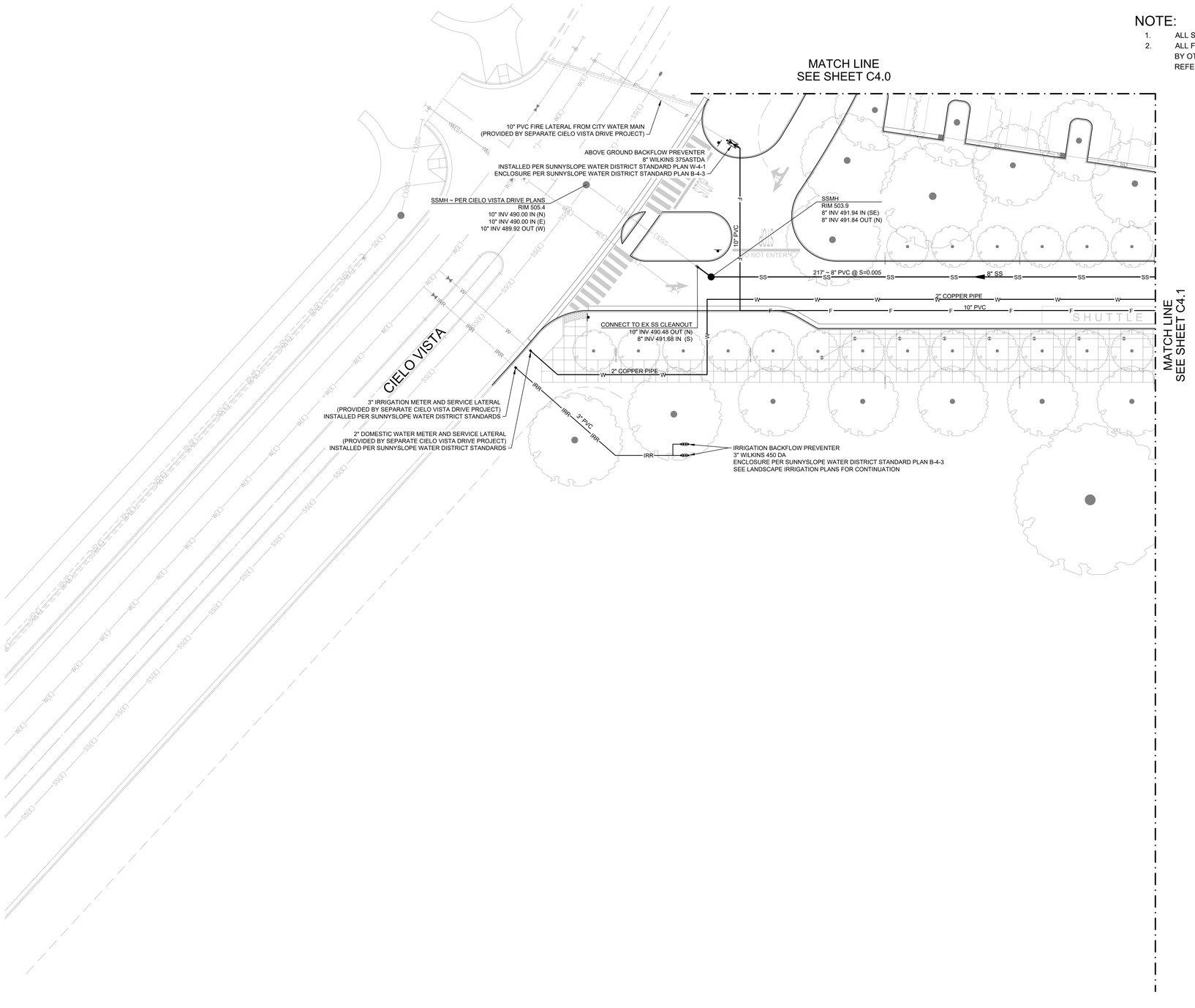

0 10 20 40
1 INCH = 20 FEET

QUATTROCCHI KWOK ARCHITECTS
Main:
636 Fifth Street, Santa Rosa, CA 95404
East Bay:
55 Harrison Street, Suite 525, Oakland, CA 94607
(707) 576-0829

Gensler
45 Fremont Street
Suite 1500
San Francisco, CA 94105
United States
Tel 415.433.3700
Fax 415.836.4599

HMH
Land Use Entitlements
Land Planning
Landscape Architecture
Civil Engineering
Utility Design
Land Surveying
Stormwater Compliance
1570 Oakland Road
San Jose, CA 95131
(408) 487-2200
HMHca.com

REGISTERED PROFESSIONAL ENGINEER
JEFF SAMUEL WILLIAMS
No. 90245
CIVIL
STATE OF CALIFORNIA
1/26/22

GAVILAN COLLEGE

NEW COLLEGE CAMPUS

505 FAIRVIEW ROAD
HOLLISTER, CA 95023

GAVILAN JOINT COMMUNITY COLLEGE DISTRICT

DSA APP NO. 01-119906

ARCH PROJECT NO:	1897.00
DRAWN BY:	JW/DK
DRAWING SCALE:	1" = 20'
PTN: 43-C4	FILE NO: N/A

DSA SUBMITTAL

FEBRUARY 4, 2022

SHEET TITLE

UTILITY PLAN

SHEET NUMBER

C4.2

BIMcloud: archiserver - BIMcloud Basic for ARCHICAD 22/1897.00 GAVILAN COLLEGE;8/19/2021 8:42 PM

NOTE:
STORMWATER CALCULATIONS WERE PROVIDED
BY BALANCE HYDROLOGICS, INC. ON 11/09/21

Summary of Infiltration Basin Design and Sizing for Stormwater Management at the Gavilan College Campus

Prepared for HMH *Date: 11/9/2021*

Prepared Johnny Caspers, EIT
Tarick Abu-Aly, PE

Part 1: HEC-HMS Hydrologic Calculations

Table 1a: Basin Parameters

	Watershed Area	Impervious	Lag Time[1]	Curve Number
	acres	*%*	*min*	*CN*
Pre-Project	10.4	0	6.2	74.5
Post-Project	10.4	50	6.0	74.5

[1] Minimum Lag Time = 6 min

Table 1b: HEC-HMS Model Results (No Detention)

Design Storm Event[2]	Rainfall Depth	Pre-Project Watershed Peak Runoff	Post-Project Watershed Peak Runoff	Pre-Project Watershed Runoff Volume	Post-Project Watershed Runoff Volume
	in	*cfs*	*cfs*	*acre-ft*	*acre-ft*
2-year	1.9	1.0	6.9	0.3	0.9
10-year	3.0	5.9	13.4	0.8	1.7
25-year	3.7	9.9	17.9	1.2	2.2
100-year	4.9	16.8	25.4	2.0	3.1

[2] All storm durations are 24 hours

Part 2: Infiltration Parameters

Table 2a: Infiltration Test Results

Boring Location		PB-1[1]		PB-2		PB-3		PB-4		PB-5	
Infiltration Test		I-1A	I-1B	I-2A	I-2B	I-3A	I-3B	I-4A	I-4B	I-5A	I-5B
Tested Infiltration Rate	*inches/hour*	72.0	57.6	57.6	57.6	15.8	15.8	187.2	172.8	13.4	43.2

[1] Boring Location PB-1 was the closest testing site to the proposed infiltration basin, approximately 200 feet west

Table 2b: Design Infiltration Rate

Infiltration Test	Tested Infiltration Rate	Factor of Safety[2]	K_{design}	$K_{design\text{-}average}$
	inches/hour		*inches/hour*	*inches/hour*
I-1A	72.0	9	8.0	7.2
I-1B	57.6		6.4	

[2] Factor of safety estimated from Orange County Technical Guidance Methodology

Final Design Infiltration Rate, K_{design} 7.2 *inches/hour*

Part 3: Infiltration Basin Design

Table 3a: Basin Stage Storage Discharge Relationship

Elevation	Area		Storage	Percolation Rate[1]
ft-NAVD88	*sf*	*acres*	*acre-ft*	*cfs*
469	13,475	0.31	0.00	2.25
469.5	14,281	0.33	0.16	2.25
470	15,100	0.35	0.33	2.25
470.5	15,900	0.37	0.51	2.25
471	16,668	0.38	0.69	2.25
471.5	17,493	0.40	0.89	2.25
472	18,285	0.42	1.09	2.25

[1] Percolation Rate = Basin Footprint x K_{design} x (1 ft/12 inches) x (1 hr/3600 seconds)

Table 3b: Basin Performance

Design Storm Event	Watershed Peak Runoff	Runoff Volume	Max WSE in Basin	Max Discharge from Basin[2]
	cfs	*acre-feet*	*feet*	*cfs*
2-year	6.9	0.9	470	2.25
10-year	13.4	1.7	470.2	2.25
25-year	17.9	2.2	470.7	2.25
100-year	25.4	3.1	471.7	2.25

[2]All runoff is predicted to be contained entirely within the infiltration basin without overtopping, therefore the only outflow from the basin is the percolation rate

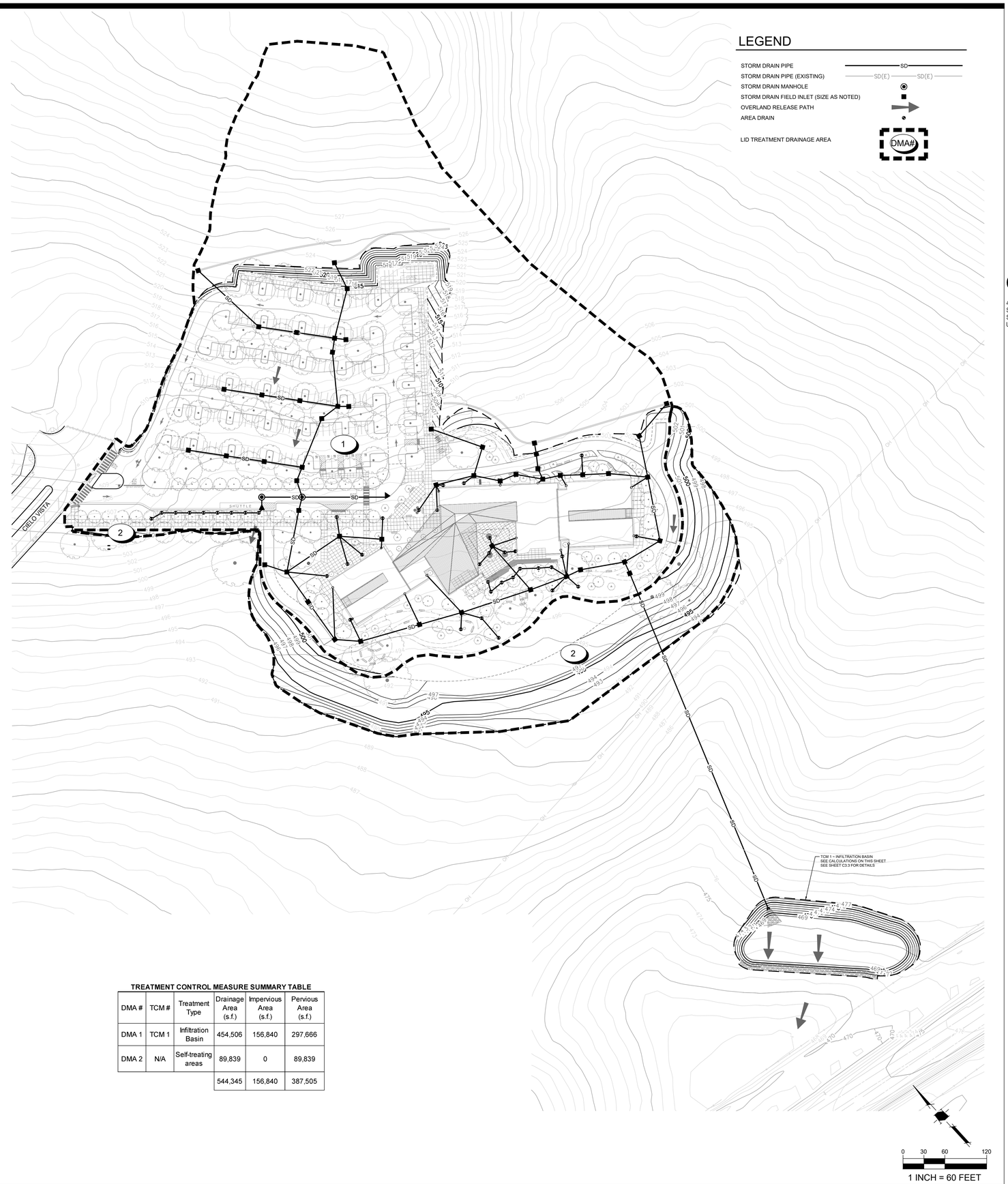

TREATMENT CONTROL MEASURE SUMMARY TABLE

DMA #	TCM #	Treatment Type	Drainage Area (s.f.)	Impervious Area (s.f.)	Pervious Area (s.f.)
DMA 1	TCM 1	Infiltration Basin	454,506	156,840	297,666
DMA 2	N/A	Self-treating areas	89,839	0	89,839
			544,345	156,840	387,505

QUATTROCCHI KWOK ARCHITECTS
Main:
636 Fifth Street, Santa Rosa, CA 95404
East Bay:
55 Harrison Street, Suite 525, Oakland, CA 94607
(707) 576-0829

Gensler
45 Fremont Street
Suite 1500
San Francisco, CA 94105
United States
Tel 415.433.3700
Fax 415.836.4599

HMH
Land Use Entitlements
Land Planning
Landscape Architecture
Civil Engineering
Utility Design
Land Surveying
Stormwater Compliance
1570 Oakland Road
San Jose, CA 95131
(408) 487-2200
HMHca.com

REGISTERED PROFESSIONAL ENGINEER
JEFF SAMUEL WILLIAMS
No. 90245
CIVIL
STATE OF CALIFORNIA
1/26/22

GAVILAN COLLEGE

NEW COLLEGE CAMPUS

505 FAIRVIEW ROAD
HOLLISTER, CA 95023

GAVILAN JOINT COMMUNITY COLLEGE DISTRICT

DSA APP NO. 01-119906
ARCH PROJECT NO: 1897.00
DRAWN BY: JW/DK
DRAWING SCALE: 1" = 60'
PTN: 43-C4 FILE NO: N/A
DSA SUBMITTAL
FEBRUARY 4, 2022

SHEET TITLE
STORMWATER CONTROL PLAN

SHEET NUMBER
C5.0

BIMcloud: archiserver - BIMcloud Basic for ARCHICAD 22/1897.00 GAVILAN COLLEGE;8/19/2021 8:42 PM

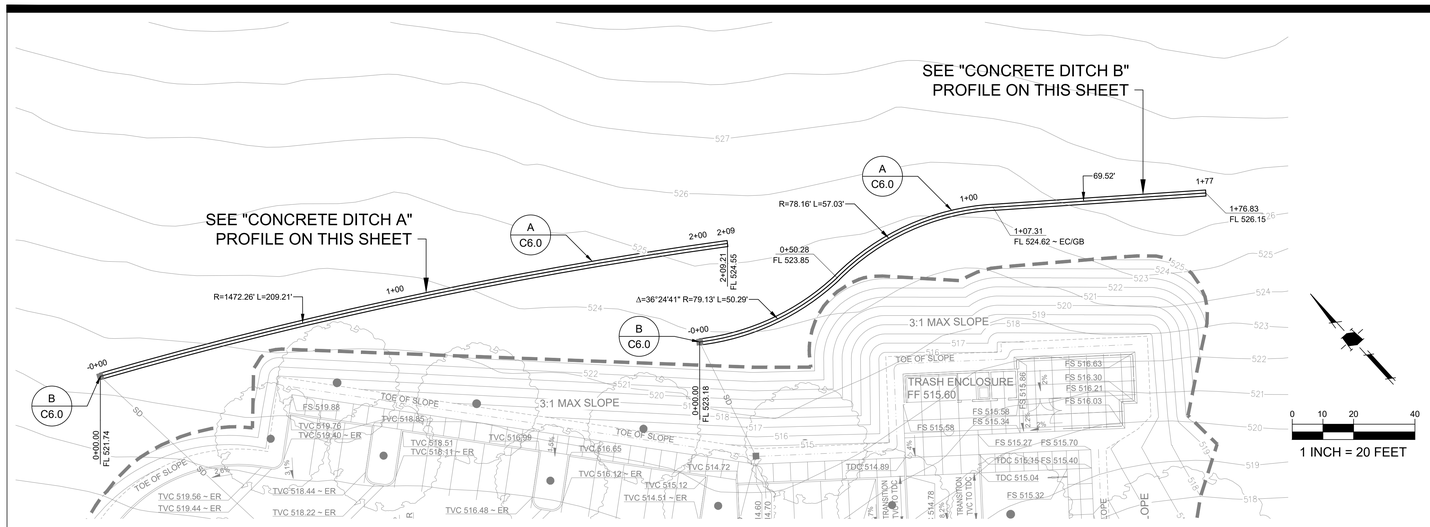

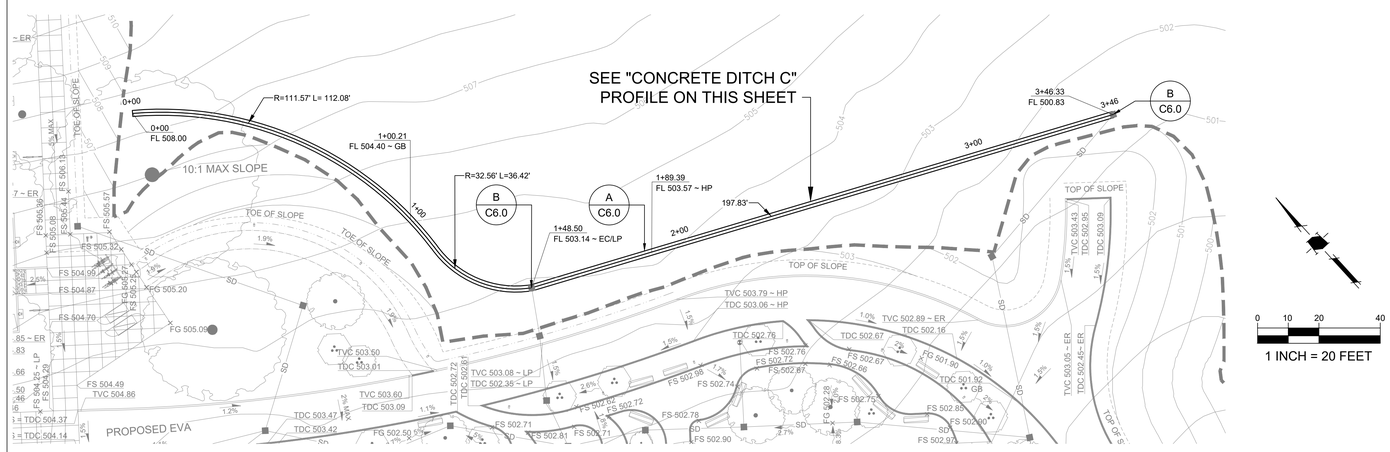

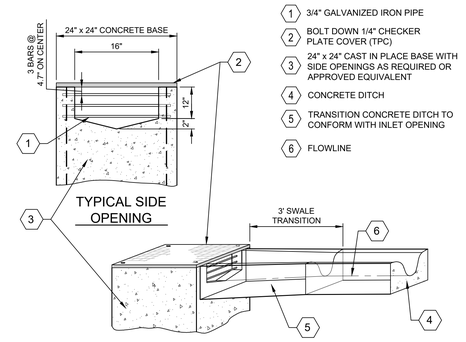

B CONCRETE DITCH TO INLET CONNECTION
NTS

1 COMPACT UPPER 6" TO 95%
2 3 - #4 BARS (2" CLEAR)
3 6" x 6" #10
4 CONFORM TO EXISTING GROUND WITH 3:1 MAX SLOPE
5 EXISTING GROUND

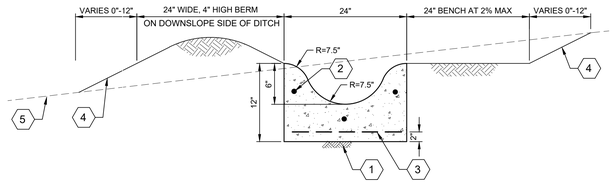

A CONCRETE DITCH
NTS

CONCRETE DITCH "B" PROFILE



CONCRETE DITCH "C" PROFILE

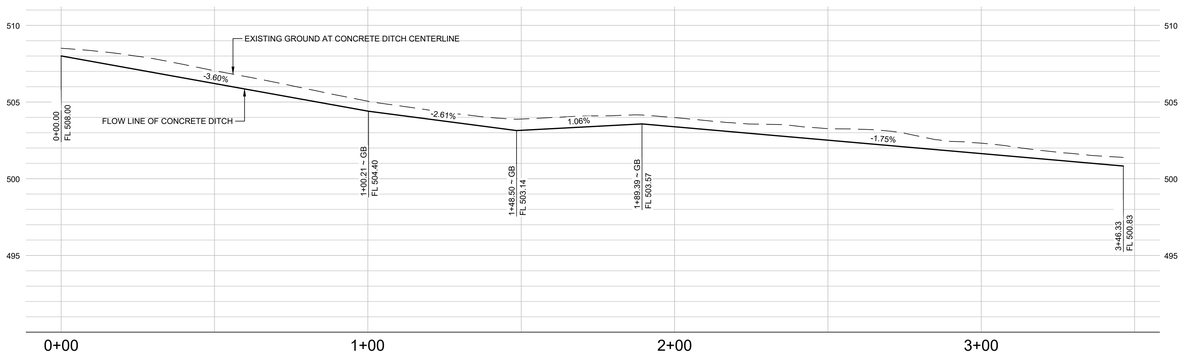

CONCRETE DITCH "A" PROFILE

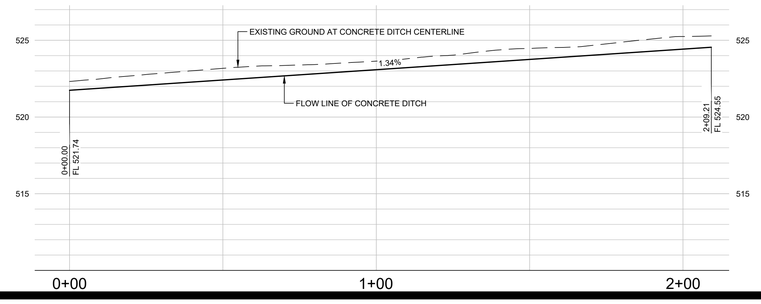

QUATTROCCHI KWOK ARCHITECTS
Main:
636 Fifth Street, Santa Rosa, CA 95404
East Bay:
55 Harrison Street, Suite 525, Oakland, CA 94607
(707) 576-0829

Gensler
45 Fremont Street
Suite 1500
San Francisco, CA 94105
United States
Tel 415.433.3700
Fax 415.836.4599

HMH
Land Use Entitlements
Land Planning
Landscape Architecture
Civil Engineering
Utility Design
Land Surveying
Stormwater Compliance
1570 Oakland Road
San Jose, CA 95131
(408) 487-2200
HMHca.com

REGISTERED PROFESSIONAL ENGINEER JEFF SAMUEL WILLIAMS No. 90245 CIVIL STATE OF CALIFORNIA
1/26/22

GAVILAN COLLEGE

NEW COLLEGE CAMPUS

505 FAIRVIEW ROAD
HOLLISTER, CA 95023

GAVILAN JOINT COMMUNITY COLLEGE DISTRICT

DSA APP NO. 01-119906
ARCH PROJECT NO: 1897.00
DRAWN BY: JW/DK
DRAWING SCALE: AS SHOWN
PTN: 43-C4 FILE NO: N/A
DSA SUBMITTAL
FEBRUARY 4, 2022

SHEET TITLE
CONCRETE DITCH PLAN

SHEET NUMBER
C6.0

BIMcloud: archiserver - BIMcloud Basic for ARCHICAD 22/1897.00 GAVILAN COLLEGE;8/19/2021;8:42 PM

GENERAL EROSION AND SEDIMENT CONTROL NOTES

1. OWNER:
   GAVILAN COLLEGE
   ADDRESS 5055 SANTA TERESA BLVD, GILROY CA 95020
   PHONE: (408) 848-4800
   IT SHALL BE THE OWNER'S RESPONSIBILITY TO MAINTAIN CONTROL OF THE ENTIRE CONSTRUCTION OPERATION AND TO KEEP THE ENTIRE SITE IN COMPLIANCE WITH THE SOIL EROSION CONTROL PLAN.

2. CIVIL ENGINEER:
   HMH ENGINEERS
   1570 OAKLAND ROAD, SUITE 200
   SAN JOSE, CA 95131
   ATTN: JEFF WILLIAMS
   (408) 487-2200

3. CONTRACTOR SUPERINTENDENT:
   NAME:
   ADDRESS:
   ATTN:
   24-HOUR PHONE:

   CONTRACTOR:
   NAME: BLACH CONSTRUCTION
   ADDRESS: 2244 BLACH PL #100, SAN JOSE CA 95131
   ATTN: BRAD FANNIN
   24-HOUR PHONE: (408) 244-7100

4. THIS PLAN IS INTENDED TO BE USED FOR INTERIM EROSION AND SEDIMENT CONTROL ONLY AND IS NOT TO BE USED FOR FINAL ELEVATIONS OR PERMANENT IMPROVEMENTS.

6. OWNER/CONTRACTOR SHALL BE RESPONSIBLE FOR MONITORING EROSION AND SEDIMENT CONTROL MEASURES PRIOR, DURING, AND AFTER STORM EVENTS.

7. REASONABLE CARE SHALL BE TAKEN WHEN HAULING ANY EARTH, SAND, GRAVEL, STONE, DEBRIS, PAPER OR ANY OTHER SUBSTANCE OVER ANY PUBLIC STREET, ALLEY OR OTHER PUBLIC PLACE. SHOULD ANY BLOW, SPILL, OR TRACK OVER AND UPON SAID PUBLIC OR ADJACENT PRIVATE PROPERTY, IMMEDIATE REMEDY SHALL OCCUR.

8. SANITARY FACILITIES SHALL BE MAINTAINED ON THE SITE.

9. DURING THE RAINY SEASON, ALL PAVED AREAS SHALL BE KEPT CLEAR OF EARTH MATERIAL AND DEBRIS. THE SITE SHALL BE MAINTAINED SO AS TO MINIMIZE SEDIMENT LADEN RUNOFF TO ANY STORM DRAINAGE SYSTEM, INCLUDING EXISTING DRAINAGE SWALES AND WATER COURSES.

10. CONSTRUCTION OPERATIONS SHALL BE CARRIED OUT IN SUCH A MANNER THAT EROSION AND WATER POLLUTION WILL BE MINIMIZED. STATE AND LOCAL LAWS CONCERNING POLLUTION ABATEMENT SHALL BE COMPLIED WITH.

11. CONTRACTOR SHALL PROVIDE DUST CONTROL AS REQUIRED BY THE APPROPRIATE FEDERAL, STATE AND LOCAL AGENCY REQUIREMENTS.

EROSION AND SEDIMENT CONTROL MEASURES

1. THE FACILITIES SHOWN ON THIS PLAN ARE DESIGNED TO CONTROL EROSION AND SEDIMENT DURING THE RAINY SEASON, OCTOBER 1 TO APRIL 30. FACILITIES ARE TO BE OPERABLE PRIOR TO SEPTEMBER 15 OF ANY YEAR. GRADING OPERATIONS DURING THE RAINY SEASON WHICH LEAVE DENUDED SLOPES SHALL BE PROTECTED WITH EROSION CONTROL MEASURES IMMEDIATELY FOLLOWING GRADING ON THE SLOPES.DURING THE NON-RAINY SEASON BEST MANAGEMENT PRACTICES (BMPS) MUST BE IMPLEMENTED DURING CONSTRUCTION WHICH INCLUDES, BUT IS NOT LIMITED TO: STABILIZED CONSTRUCTION ENTRANCE, TIRE WASH AREA AND INLET PROTECTION.

3. CONSTRUCTION ENTRANCES SHALL BE INSTALLED PRIOR TO COMMENCEMENT OF GRADING. ALL CONSTRUCTION TRAFFIC ENTERING ONTO THE PAVED ROADS MUST CROSS THE STABILIZED CONSTRUCTION ENTRANCE WAYS.

4. CONTRACTOR SHALL MAINTAIN STABILIZED ENTRANCE AT EACH VEHICLE ACCESS POINT TO EXISTING PAVED STREETS. ANY MUD OR DEBRIS TRACKED ONTO PUBLIC STREETS SHALL BE REMOVED DAILY AND AS REQUIRED BY THE CITY.

5. IF HYDROSEEDING IS NOT USED OR IS NOT EFFECTIVE BY 09/23, THEN OTHER IMMEDIATE METHODS SHALL BE IMPLEMENTED, SUCH AS EROSION CONTROL BLANKETS, OR A THREE-STEP APPLICATION OF 1) SEED, MULCH, FERTILIZER 2) BLOWN STRAW 3) TACKIFIER AND MULCH.

6. INLET PROTECTION SHALL BE INSTALLED AT OPEN INLETS TO PREVENT SEDIMENT FROM ENTERING THE STORM DRAIN SYSTEM. INLETS NOT USED IN CONJUNCTION WITH EROSION CONTROL ARE TO BE BLOCKED TO PREVENT ENTRY OF SEDIMENT.

7. THIS EROSION AND SEDIMENT CONTROL PLAN MAY NOT COVER ALL THE SITUATIONS THAT MAY ARISE DURING CONSTRUCTION DUE TO UNANTICIPATED FIELD CONDITIONS. VARIATIONS AND ADDITIONS MAY BE MADE TO THIS PLAN IN THE FIELD.

MAINTENANCE NOTES

1. MAINTENANCE IS TO BE PERFORMED AS FOLLOWS:
   A. REPAIR DAMAGES CAUSED BY SOIL EROSION OR CONSTRUCTION AT THE END OF EACH WORKING DAY.
   B. SWALES SHALL BE INSPECTED PERIODICALLY AND MAINTAINED AS NEEDED.
   C. SEDIMENT TRAPS, BERMS, AND SWALES ARE TO BE INSPECTED AFTER EACH STORM AND REPAIRS MADE AS NEEDED.
   D. SEDIMENT SHALL BE REMOVED AND SEDIMENT TRAP RESTORED TO ITS ORIGINAL DIMENSIONS WHEN SEDIMENT HAS ACCUMULATED TO A DEPTH OF 1 FOOT.
   E. SEDIMENT REMOVED FROM TRAP SHALL BE DEPOSITED IN A SUITABLE AREA AND IN SUCH A MANNER THAT IT WILL NOT ERODE.
   F. RILLS AND GULLIES MUST BE REPAIRED.

2. SAND BAG INLET PROTECTION SHALL BE CLEANED OUT WHENEVER SEDIMENT DEPTH IS ONE HALF THE HEIGHT OF ONE SAND BAG.

BIMcloud: archiserver - BIMcloud Basic for ARCHICAD 22/1897.00 GAVILAN COLLEGE;8/19/2021;8:42 PM

QUATTROCCHI KWOK ARCHITECTS
Main:
636 Fifth Street, Santa Rosa, CA 95404
East Bay:
55 Harrison Street, Suite 525, Oakland, CA 94607
(707) 576-0829

Gensler
45 Fremont Street
Suite 1500
San Francisco, CA 94105
United States
Tel 415.433.3700
Fax 415.836.4599

HMH
Land Use Entitlements
Land Planning
Landscape Architecture
Civil Engineering
Utility Design
Land Surveying
Stormwater Compliance
1570 Oakland Road
San Jose, CA 95131
(408) 487-2200
HMHca.com

REGISTERED PROFESSIONAL ENGINEER
JEFF SAMUEL WILLIAMS
No. 90245
CIVIL
STATE OF CALIFORNIA
1/26/22

GAVILAN COLLEGE

NEW COLLEGE CAMPUS

505 FAIRVIEW ROAD
HOLLISTER, CA 95023

GAVILAN JOINT COMMUNITY COLLEGE DISTRICT

DSA APP NO. 01-119906

ARCH PROJECT NO:	1897.00
DRAWN BY:	JW/DK
DRAWING SCALE:	NTS
PTN: 43-C4	FILE NO: N/A

DSA SUBMITTAL

FEBRUARY 4, 2022

SHEET TITLE

EROSION CONTROL NOTES

SHEET NUMBER

C7.0

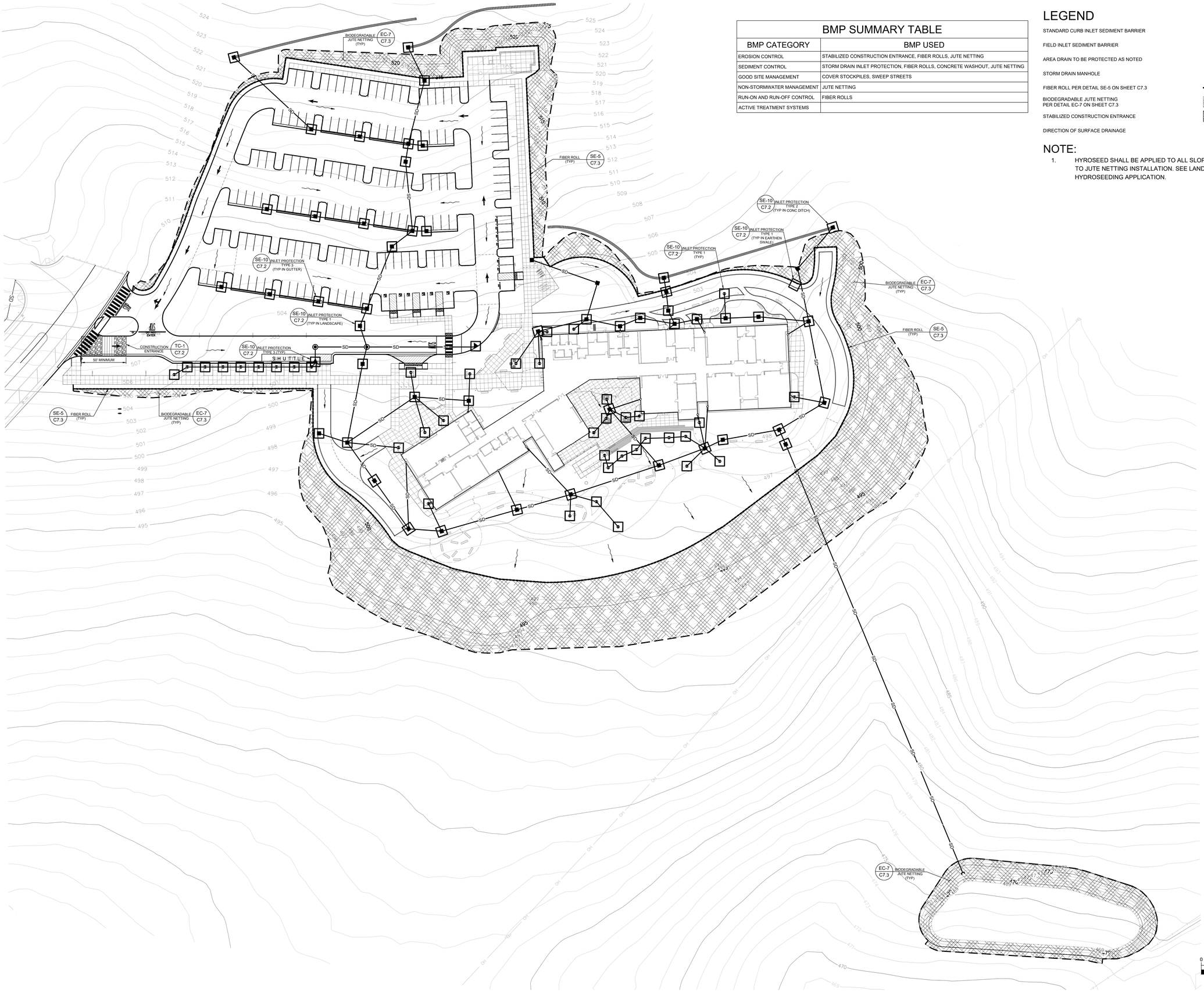

BMP SUMMARY TABLE

BMP CATEGORY	BMP USED
EROSION CONTROL	STABILIZED CONSTRUCTION ENTRANCE, FIBER ROLLS, JUTE NETTING
SEDIMENT CONTROL	STORM DRAIN INLET PROTECTION, FIBER ROLLS, CONCRETE WASHOUT, JUTE NETTING
GOOD SITE MANAGEMENT	COVER STOCKPILES, SWEEP STREETS
NON-STORMWATER MANAGEMENT	JUTE NETTING
RUN-ON AND RUN-OFF CONTROL	FIBER ROLLS
ACTIVE TREATMENT SYSTEMS	

LEGEND

- STANDARD CURB INLET SEDIMENT BARRIER
- FIELD INLET SEDIMENT BARRIER
- AREA DRAIN TO BE PROTECTED AS NOTED
- STORM DRAIN MANHOLE
- FIBER ROLL PER DETAIL SE-5 ON SHEET C7.3
- BIODEGRADABLE JUTE NETTING PER DETAIL EC-7 ON SHEET C7.3
- STABILIZED CONSTRUCTION ENTRANCE
- DIRECTION OF SURFACE DRAINAGE

NOTE:

1. HYROSEED SHALL BE APPLIED TO ALL SLOPED AREAS PRIOR TO JUTE NETTING INSTALLATION. SEE LANDSCAPE PLAN FOR HYDROSEEDING APPLICATION.

QUATTROCCHI KWOK ARCHITECTS
Main:
636 Fifth Street, Santa Rosa, CA 95404
East Bay:
55 Harrison Street, Suite 525, Oakland, CA 94607
(707) 576-0829

Gensler
45 Fremont Street
Suite 1500
San Francisco, CA 94105
United States
Tel 415.433.3700
Fax 415.836.4599

HMH
Land Use Entitlements
Land Planning
Landscape Architecture
Civil Engineering
Utility Design
Land Surveying
Stormwater Compliance
1570 Oakland Road
San Jose, CA 95131
(408) 487-2200
HMHca.com

REGISTERED PROFESSIONAL ENGINEER
JEFF SAMUEL WILLIAMS
No. 90345
CIVIL
STATE OF CALIFORNIA
1/26/22

GAVILAN COLLEGE

NEW COLLEGE CAMPUS

505 FAIRVIEW ROAD
HOLLISTER, CA 95023

GAVILAN JOINT COMMUNITY COLLEGE DISTRICT

DSA APP NO. 01-119906

ARCH PROJECT NO:	1897.00
DRAWN BY:	JW/DK
DRAWING SCALE:	1" = 40'
PTN: 43-C4	FILE NO: N/A

DSA SUBMITTAL

FEBRUARY 4, 2022

SHEET TITLE

EROSION CONTROL PLAN AND NOTES

SHEET NUMBER

C7.1

BIMcloud: archiserver - BIMcloud Basic for ARCHICAD 22/1897.00 GAVILAN COLLEGE;8/19/2021 8:42 PM

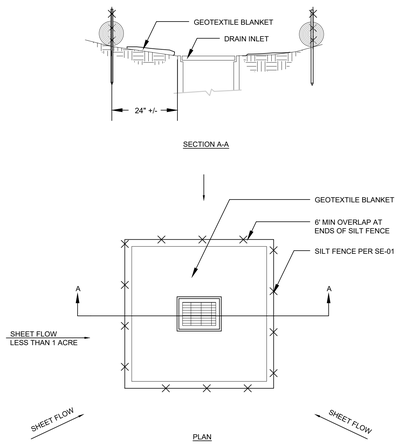

NOTES:
1. FOR USE IN AREAS WHERE GRADING HAS BEEN COMPLETED AND FINAL SOIL STABILIZATION AND SEEDING ARE PENDING SHAPE BASIN SO THAT LONGEST INFLOW AREA FACES LONGEST LENGTH OF TRAP
2. NOT APPLICABLE IN PAVED AREAS
3. NOT APPLICABLE WITH CONCENTRATED FLOWS

SE-10 STORM DRAIN INLET PROTECTION - TYPE 1

N.T.S.

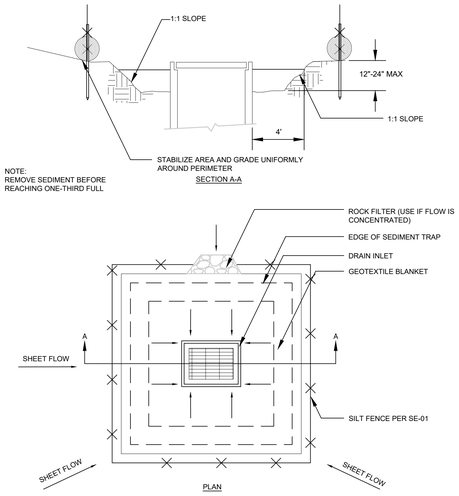

NOTES:
1. FOR USE IN CLEARED AND GRUBBED AND IN GRADED AREAS
2. SHAPE BASIN SO THAT LONGEST INFLOW AREA FACES LONGEST LENGTH OF TRAP
3. FOR CONCENTRATED FLOWS SHAPE BASIN IN 2:1 RATIO WITH LENGTH ORIENTED TOWARDS DIRECTION FLOW

SE-10 STORM DRAIN INLET PROTECTION - TYPE 2

N.T.S.

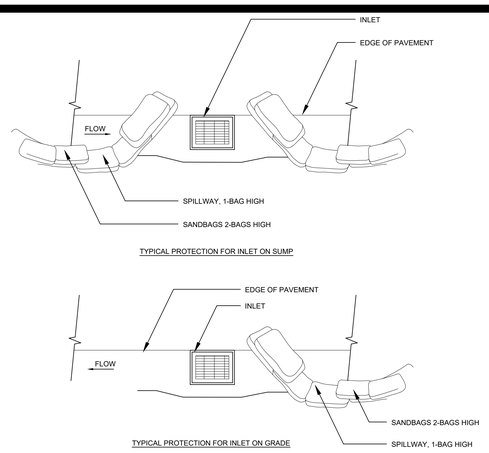

NOTES:
1. INTENDED FOR SHORT TERM USE
2. USED TO INHIBIT STORM WATER FLOW
3. ALLOW FOR PROPER MAINTENANCE AND CLEANUP
4. BAG MUST BE REMOVED AFTER ADJACENT OPERATION IS COMPLETED
5. NOT APPLICABLE IN AREAS WITH HIGH SILTS AND CLAYS WITHOUT FILTER FABRICS

SE-10 STORM DRAIN INLET PROTECTION - TYPE 3

N.T.S.

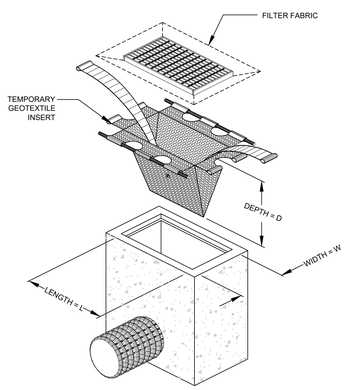

NOTES:
1. INTENDED FOR SHORT TERM USE
2. INSTALL PER MANUFACTURER INSTRUCTION
3. PERFORM MAINTENANCE PER MANUFACTURER RECOMMENDATION

SE-10 STORM DRAIN INLET PROTECTION - TYPE 4

N.T.S.

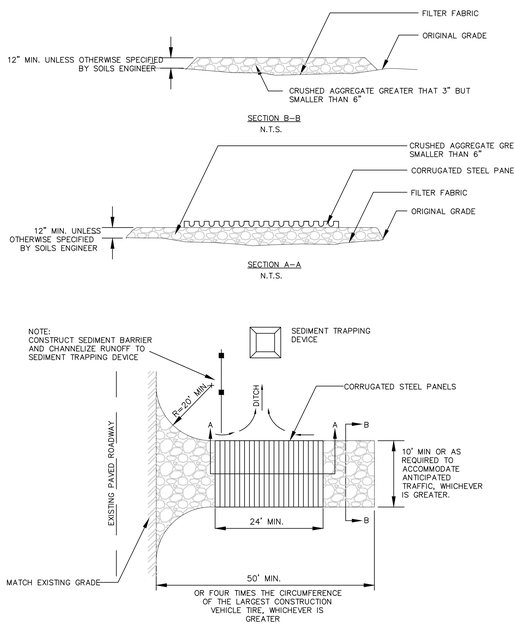

TC-1 STABILIZED CONSTRUCTION ENTRANCE/EXIT

N.T.S.

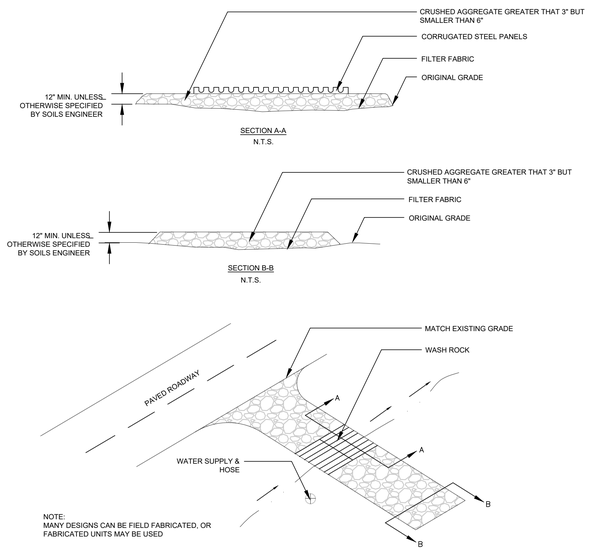

TC-3 ENTRANCE / OUTLET TIRE WASH

N.T.S.

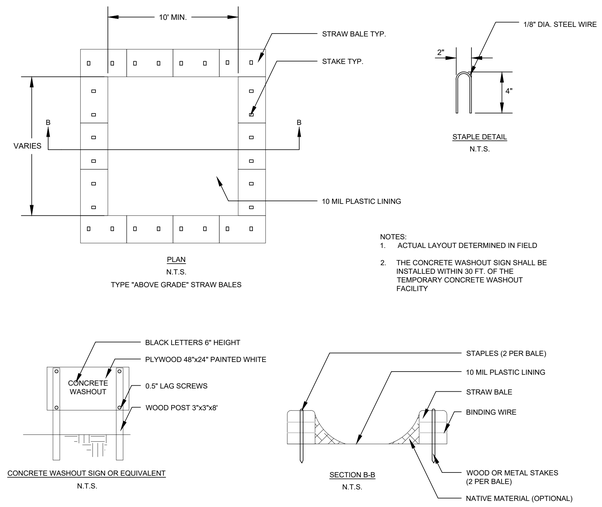

WM-8 CONCRETE WASTE MANAGEMENT

N.T.S.

NOTE:
DETAILS SHOWN ARE BASED UPON THE CALIFORNIA STORMWATER QUALITY ASSOCIATION'S STORMWATER BEST MANAGEMENT PRACTICE HANDBOOK.

QUATTROCCHI KWOK ARCHITECTS
Main:
636 Fifth Street, Santa Rosa, CA 95404
East Bay:
55 Harrison Street, Suite 525, Oakland, CA 94607
(707) 576-0829

Gensler
45 Fremont Street
Suite 1500
San Francisco, CA 94105
United States
Tel 415.433.3700
Fax 415.836.4599

HMH
Land Use Entitlements
Land Planning
Landscape Architecture
Civil Engineering
Utility Design
Land Surveying
Stormwater Compliance
1570 Oakland Road
San Jose, CA 95131
(408) 487-2200
HMHca.com

REGISTERED PROFESSIONAL ENGINEER
JEFF SAMUEL WILLIAMS
No. 90245
CIVIL
STATE OF CALIFORNIA
1/26/22

GAVILAN COLLEGE

NEW COLLEGE CAMPUS

505 FAIRVIEW ROAD
HOLLISTER, CA 95023

GAVILAN JOINT COMMUNITY COLLEGE DISTRICT

DSA APP NO. 01-119906

ARCH PROJECT NO:	1897.00
DRAWN BY:	JW/DK
DRAWING SCALE:	NTS
PTN: 43-C4	FILE NO: N/A

DSA SUBMITTAL

FEBRUARY 4, 2022

SHEET TITLE

EROSION CONTROL DETAILS

SHEET NUMBER

C7.2

BIMcloud: archiserver - BIMcloud Basic for ARCHICAD 22/1897.00 GAVILAN COLLEGE,8/19/2021 8:42 PM

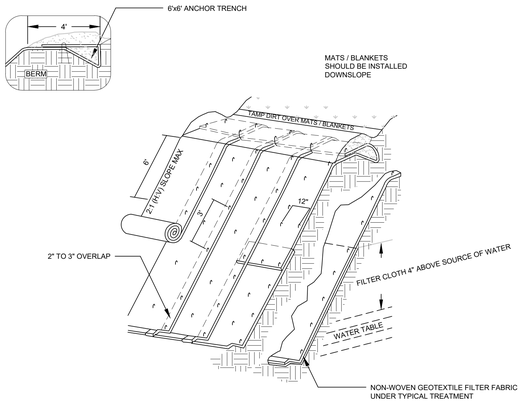

ISOMETRIC VIEW

TYPICAL SLOPE SOIL STABILIZATION

N.T.S.

NOTES:

1. SLOPE SURFACES SHALL BE FREE OF ROCKS, CLODS, STICKS, AND GRASS. MATS / BLANKETS SHALL HAVE GOOD SOIL CONTACT
2. LAY BLANKETS LOOSELY AND STAKE OR STAPLE TO MAINTAIN DIRECT CONTACT WITH THE SOIL. DO NOT STRETCH
3. INSTALL PER MANUFACTURER'S RECOMMENDATIONS

EC-7 GEOTEXTILES AND MATS TYPICAL INSTALLATION DETAIL

N.T.S.

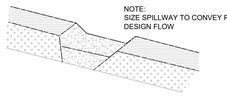

TYPICAL OPEN SPILLWAY

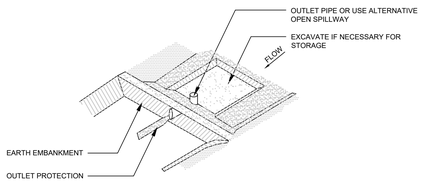

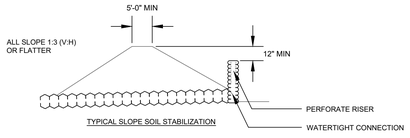

TYPICAL SLOPE SOIL STABILIZATION

SE-3 SEDIMENT TRAP

N.T.S.

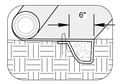

INITIAL CHANNEL ANCHOR TRENCH

N.T.S.

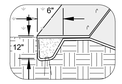

TERMINAL SLOPE AND CHANNEL ANCHOR TRENCH

N.T.S.

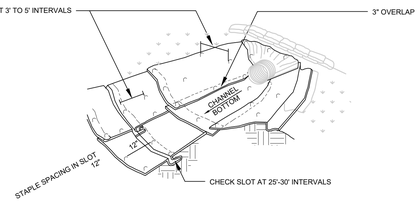

ISOMETRIC VIEW

N.T.S.

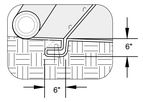

INTERMITTENT CHECK SLOT

N.T.S.

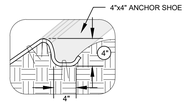

LONGITUDINAL ANCHOR TRENCH

N.T.S.

NOTES:

1. CHECK SLOTS TO BE CONSTRUCTED PER MANUFACTURER'S SPECIFICATIONS
2. STAKING OR STAPLING PER MANUFACTURER'S SPECIFICATIONS
3. INSTALL PER MANUFACTURER'S SPECIFICATIONS

EC-7 GEOTEXTILES AND MATS TYPICAL INSTALLATION DETAIL

N.T.S.

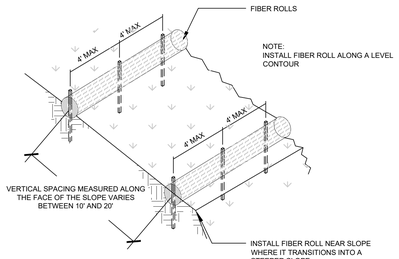

FIBER ROLL INSTALLATION

N.T.S.

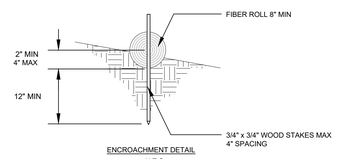

ENCROACHMENT DETAIL

N.T.S.

SE-5 FIBER ROLLS

N.T.S.

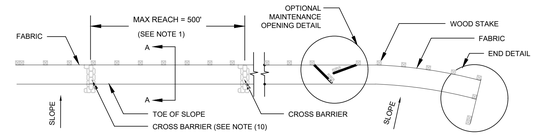

SILT FENCE PLAN

N.T.S.

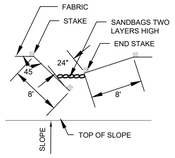

OPTIONAL MAINTENANCE OPENING DETAIL

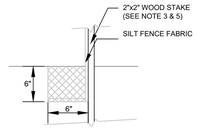

DETAIL A

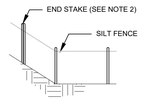

END DETAIL

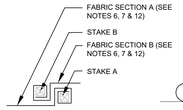

JOINING SECTION DETAIL (TOP VIEW)

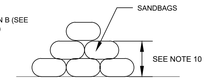

SECTION C-C

N.T.S.

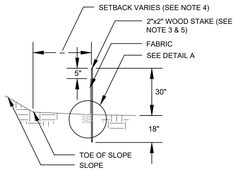

SECTION A-A

END STAKE DETAIL (TOP VIEW)

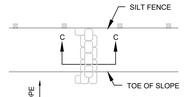

CROSS BARRIER DETAIL

N.T.S.

NOTES:

1. CONSTRUCT LENGTH OF EACH REACH SO THAT THE CHANGE IN BASE ELEVATION ALONG THE REACH DOES NOT EXCEED 1/3 THE HEIGHT OF THE LINEAR BARRIER IN NO CASE SHALL THE REACH LENGTH EXCEED 500'
2. THE LAST 8'-0" OF FENCE SHALL BE TURNED UP SLOPE
3. STAKE DIMENSIONS ARE NOMINAL
4. DIMENSION MAY VARY TO FIT FIELD CONDITIONS
5. STAKES SHALL BE SPACED AT 8'-0" MAXIMUM AND SHALL BE POSITIONED ON THE DOWNSIDE OF THE FENCE
6. STAKES TO OVERLAP AND FENCE FABRIC TO FOLD AROUND EACH STAKE ONE FULL TURN. SECURE FABRIC TO STAKE WITH 4 STAPLES
7. STAKES SHALL BE DRIVEN LIGHTLY TOGETHER TO PREVENT POTENTIAL FLOW-THROUGH OF SEDIMENT AT JOINT. THE TOPS OF THE STAKES SHALL BE SECURED WITH WIRE
8. FOR END STAKE FENCE FABRIC SHALL BE FOLDED AROUND TWO STAKES ONE FULL TURN AND SECURED WITH 4 STAPLES
9. MINIMUM 4 STAPLES PER STAKE. DIMENSIONS SHOWN ARE TYPICAL
10. CROSS BARRIERS SHALL BE A MINIMUM OF 1/3 AND A MAXIMUM OF 1/2 HEIGHT OF THE LINEAR BARRIER
11. MAINTENANCE OPENINGS SHALL BE CONSTRUCTED INA MANNER TO ENSURE SEDIMENT REMAINS BEHIND SILT FENCE
12. JOINING SECTIONS SHALL NOT BE PLACES AT SUMP LOCATIONS
13. SANDBAG ROWS AND LAYERS SHALL BE OFFSET TO ELIMINATE GAPS

SE-1 SILT FENCE

N.T.S.

EROSION CONTROL PLAN NOTES:

THIS WATER POLLUTION CONTROL PLAN MAY NOT COVER ALL THE SITUATIONS THAT ARISE DURING CONSTRUCTION DUE TO UNANTICIPATED FIELD CONDITIONS. THE CONTRACTOR SHALL IMPLEMENT BEST MANAGEMENT PRACTICES (BMPS) LISTED IN THE STORM WATER POLLUTION PREVENTION PLAN (SWPPP), AND SHALL IMPLEMENT AND MAINTAIN THE SWPPP FOR THE PROJECT IN FULL COMPLIANCE WITH THE REVISED STATE REGULATIONS TO CONTROL THE DISCHARGE OF STORMWATER POLLUTANTS.

NOTE:

DETAILS SHOWN ARE BASED UPON THE CALIFORNIA STORMWATER QUALITY ASSOCIATION'S STORMWATER BEST MANAGEMENT PRACTICE HANDBOOK.

QUATTROCCHI KWOK ARCHITECTS
Main:
636 Fifth Street, Santa Rosa, CA 95404
East Bay:
55 Harrison Street, Suite 525, Oakland, CA 94607
(707) 576-0829

Gensler
45 Fremont Street
Suite 1500
San Francisco, CA 94105
United States
Tel 415.433.3700
Fax 415.836.4599

HMH
Land Use Entitlements
Land Planning
Landscape Architecture
Civil Engineering
Utility Design
Land Surveying
Stormwater Compliance
1570 Oakland Road
San Jose, CA 95131
(408) 487-2200
HMHca.com

REGISTERED PROFESSIONAL ENGINEER
JEFF SAMUEL WILLIAMS
No. 90245
CIVIL
STATE OF CALIFORNIA
1/26/22

GAVILAN COLLEGE

NEW COLLEGE CAMPUS

505 FAIRVIEW ROAD
HOLLISTER, CA 95023

GAVILAN JOINT COMMUNITY COLLEGE DISTRICT

DSA APP NO. 01-119906

ARCH PROJECT NO:	1897.00
DRAWN BY:	JW/DK
DRAWING SCALE:	NTS
PTN: 43-C4	FILE NO: N/A

DSA SUBMITTAL

FEBRUARY 4, 2022

SHEET TITLE

EROSION CONTROL DETAILS

SHEET NUMBER

C7.3

BIMcloud: archiserver - BIMcloud Basic for ARCHICAD 22/1897.00 GAVILAN COLLEGE;8/19/2021;8:42 PM

DEMOLITION NOTES:

1. CONTRACTOR SHALL NOTIFY THE PROJECT INSPECTOR AT LEAST 48 HOURS PRIOR TO STARTING WORK.
2. IN THE EVENT THAT HUMAN REMAINS AND/OR CULTURAL MATERIALS ARE FOUND, ALL PROJECT-RELATED CONSTRUCTION SHOULD CEASE WITHIN A 100-FOOT RADIUS. THE CONTRACTOR SHALL, PURSUANT TO SECTION 7050.5 OF THE HEALTH AND SAFETY CODE, AND SECTION 5097.94 OF THE PUBLIC RESOURCES CODE OF THE STATE OF CALIFORNIA, NOTIFY THE CORONER IMMEDIATELY.
3. PROTECT NEIGHBORING PROPERTIES FROM DAMAGE DURING CONSTRUCTION AND DEMOLITION ACTIVITIES.
4. THE CONTRACTOR AND/OR HIS SUBCONTRACTORS SHALL PREVENT THE FORMATION OF AN AIRBORNE DUST NUISANCE AT ALL TIMES UNTIL FINAL COMPLETION.
5. PRIOR TO MOVING ANY MATERIALS TO OR FROM THE SITE, THE CONTRACTOR SHALL OBTAIN APPROVAL FOR HAUL ROUTE FROM THE CITY.
6. PRACTICAL EROSION CONTROL MEASURES SHALL BE IN PLACE DURING DEMOLITION.
7. THIS PLAN DOES NOT AUTHORIZE ANY CONSTRUCTION WITHIN THE PUBLIC RIGHT-OF-WAY.

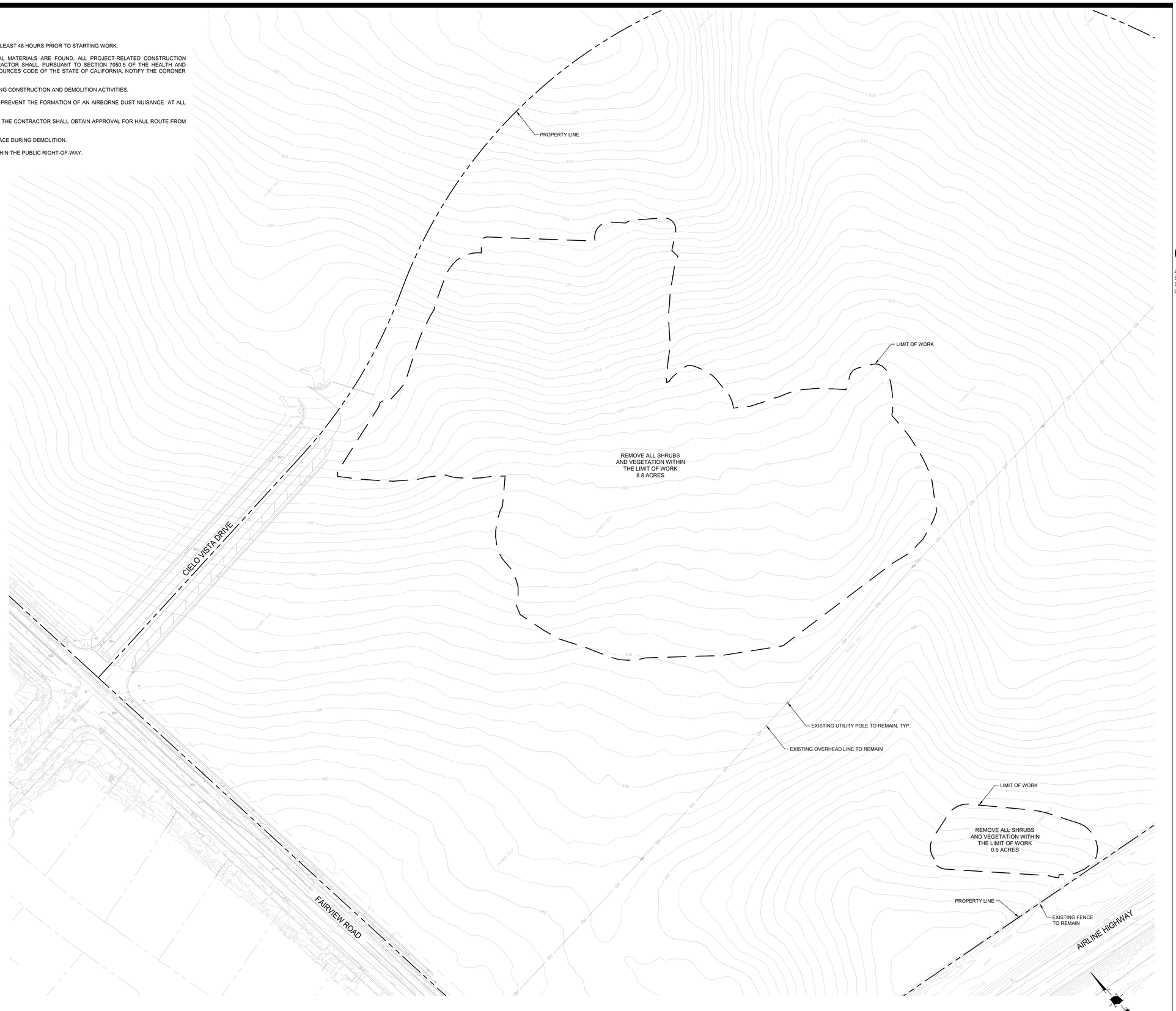

0 30 60 120
1 INCH = 60 FEET

QUATTROCCHI KWOK ARCHITECTS
Main:
636 Fifth Street, Santa Rosa, CA 95404
East Bay:
55 Harrison Street, Suite 525, Oakland, CA 94607
(707) 576-0829

Gensler
45 Fremont Street
Suite 1500
San Francisco, CA 94105
United States
Tel 415.433.3700
Fax 415.836.4599

HMH
Land Use Entitlements
Land Planning
Landscape Architecture
Civil Engineering
Utility Design
Land Surveying
Stormwater Compliance
1570 Oakland Road
San Jose, CA 95131
(408) 487-2200
HMHca.com

REGISTERED PROFESSIONAL ENGINEER
JEFF SAMUEL WILLIAMS
No. 90245
CIVIL
STATE OF CALIFORNIA
1/26/22

GAVILAN COLLEGE

NEW COLLEGE CAMPUS

505 FAIRVIEW ROAD
HOLLISTER, CA 95023

GAVILAN JOINT COMMUNITY COLLEGE DISTRICT

DSA APP NO. 01-119906

ARCH PROJECT NO:	1897.00
DRAWN BY:	JW/DK
DRAWING SCALE:	1" = 60'
PTN: 43-C4	FILE NO: N/A

DSA SUBMITTAL
FEBRUARY 4, 2022

SHEET TITLE

DEMOLITION PLAN

SHEET NUMBER

C8.0

BIMcloud: archiserver - BIMcloud Basic for ARCHICAD 22/1897.00 GAVILAN COLLEGE;8/19/2021;8:42 PM

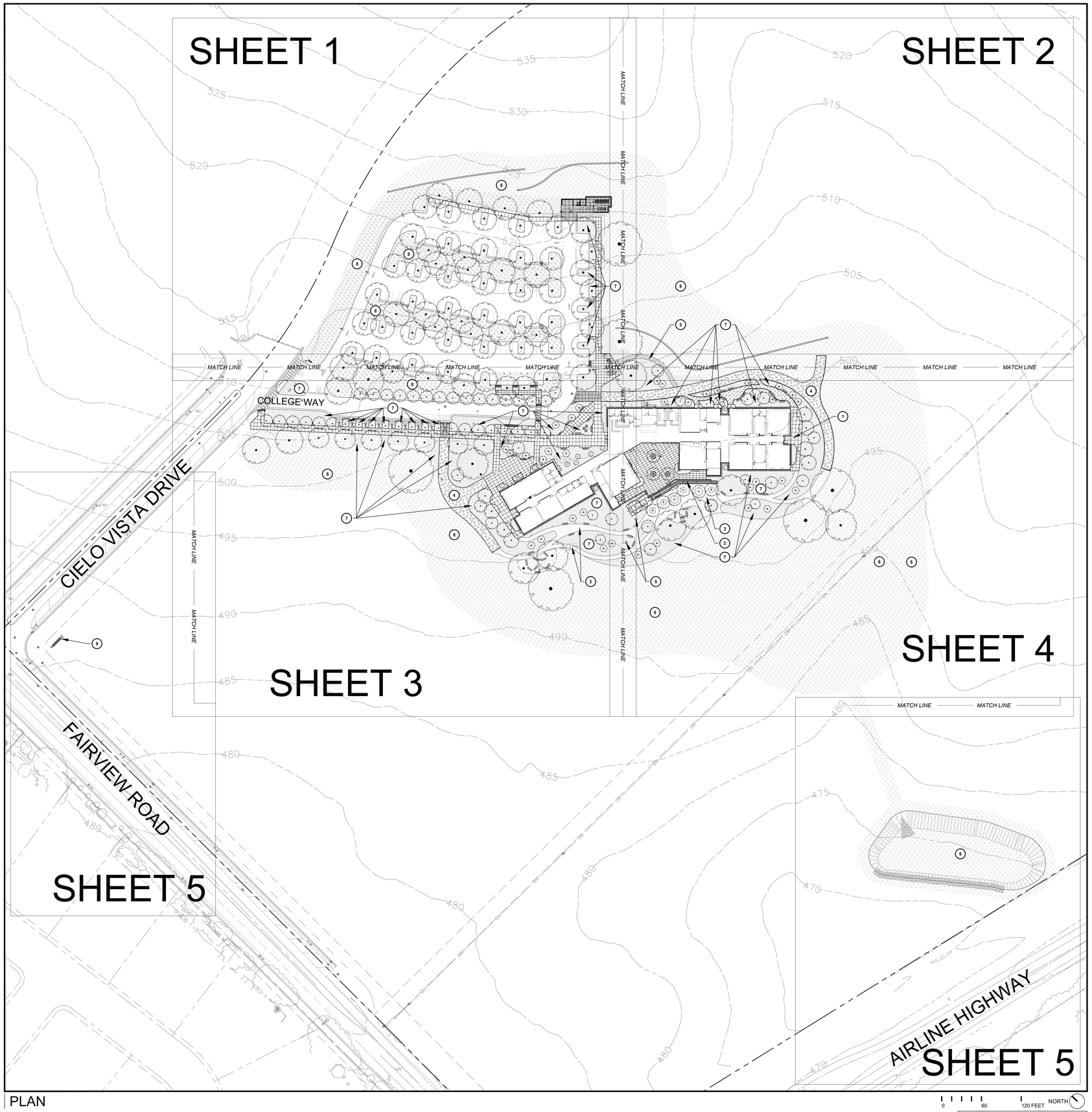

PLAN

SITE LEGEND

SYMBOL	DESCRIPTION
	(E) CONDITIONS, SEE TOPOGRAPHIC SURVEY
	PROPERTY LINE
LOW	LIMIT OF WORK
	ENLARGEMENT

SCOPE OF WORK

KEY	DESCRIPTION
1	CONCRETE PAVING
2	CONCRETE AMPHITHEATER WALL
3	DECOMPOSED GRANITE PATH
4	ASPHALT EMERGENCY VEHICLE LANE
5	WILDLIFE WATER SCULPTURE
6	PLANTED INFILTRATION BASIN (SEE CIVIL DRAWINGS)
7	PLANTING AREA (SHRUBS / MULCH)
8	HYRDROSEEDED MEADOW
9	COLLEGE ENTRY SIGNAGE (SEE ARCH DRAWINGS)

LANDSCAPE SHEET LIST

SHEET SEQUENCE	SHEET NUMBER	SHEET TITLE
1	L01.00	SCOPE OF WORK PLAN
2	L01.01	PARKING LOT SHADING PLAN
3	L02.00A	MATERIALS LEGEND
4	L02.00B	MATERIALS PLAN OVERVIEW
5	L02.01	MATERIALS PLAN
6	L02.02	MATERIALS PLAN
7	L02.03	MATERIALS PLAN
8	L02.04	MATERIALS PLAN
9	L02.05	MATERIALS PLAN
10	L03.00	LAYOUT LEGEND
11	L03.01	LAYOUT PLAN
12	L03.02	LAYOUT PLAN
13	L03.03	LAYOUT PLAN
14	L03.04	LAYOUT PLAN
15	L04.00	LANDSCAPE DRAINAGE & FINE GRADING LEGEND
16	L04.01	LANDSCAPE FINE GRADING PLAN
17	L04.02	LANDSCAPE DRAINAGE PLAN
18	L04.03	LANDSCAPE DRAINAGE PLAN
19	L05.01	CONSTRUCTION DETAILS
20	L05.02	CONSTRUCTION DETAILS
21	L05.03	CONSTRUCTION DETAILS
22	L05.04	CONSTRUCTION DETAILS
23	L05.05	CONSTRUCTION DETAILS
24	L05.06	CONSTRUCTION DETAILS
25	L05.07	CONSTRUCTION DETAILS
26	L05.08	CONSTRUCTION DETAILS - ENLARGEMENT
27	L06.00A	IRRIGATION LEGEND
28	L06.00B	IRRIGATION PLAN OVERVIEW
29	L06.01A	IRRIGATION PLAN
30	L06.01B	IRRIGATION BUBBLER PLAN
31	L06.02A	IRRIGATION PLAN
32	L06.02B	IRRIGATION BUBBLER PLAN
33	L06.03A	IRRIGATION PLAN
34	L06.03B	IRRIGATION BUBBLER PLAN
35	L06.04A	IRRIGATION PLAN
36	L06.04B	IRRIGATION BUBBLER PLAN
37	L06.05A	IRRIGATION PLAN
38	L07.01	IRRIGATION DETAILS
39	L07.02	IRRIGATION DETAILS
40	L07.03	IRRIGATION DETAILS
41	L07.04	IRRIGATION DETAILS
42	L08.01	SOIL PREPARATION PLAN
43	L08.02	SOIL PREPARATION PLAN
44	L09.00	PLANTING LEGEND
45	L09.01	PLANTING PLAN
46	L09.02	PLANTING PLAN
47	L09.03	PLANTING PLAN
48	L09.04	PLANTING PLAN
49	L09.05	PLANTING PLAN
50	L10.01	PLANTING DETAILS
51	L10.02	PLANTING DETAILS

811 Know what's below. Call 811 before you dig.

811 Know what's below. Call 811 before you dig.

ONLY THE ORIGINAL, SIGNED AND SEALED COPY OF THIS DRAWING CONSTITUTES CARDUCCI & ASSOCIATES, INC. PROFESSIONAL WORK PRODUCT. ELECTRONIC COPIES DO NOT CONTAIN ALL OF THE INFORMATION CONTAINED IN THE ORIGINAL DOCUMENT. CARDUCCI & ASSOCIATES, INC. WILL NOT BE RESPONSIBLE FOR ANY MODIFICATIONS MADE TO THIS DRAWING ELECTRONIC OR OTHERWISE, WHICH IS NOT CARRIED BY CARDUCCI & ASSOCIATES, INC.

IF THE CONTRACTOR ENCOUNTERS ERRORS OR DISCREPANCIES ON THE DRAWINGS, OR SITE CONDITIONS WHICH PREVENT OR DELAY THE COMPLETION OF WORK AS INDICATED, THE CONTRACTOR SHALL NOTIFY THE OWNER AND LANDSCAPE ARCHITECT BY THE TIME OF BID OF ALL SUCH DISCREPANCIES, ERRORS, OR CONDITIONS. THE CONTRACTOR SHALL ASSUME THE LANDSCAPE ARCHITECT HAS NOT BEEN NOTIFIED OF ANY CONDITIONS, ERRORS, DISCREPANCIES OR OMISSIONS AT THE TIME OF BID.

QUATTROCCHI KWOK ARCHITECTS
Main:
636 Fifth Street, Santa Rosa, CA 95404
East Bay:
55 Harrison Street, Suite 525,
Oakland, CA 94607
(707) 576-0829

LICENSED ARCHITECT
AARON JOBSON
LICENSE # C30620
EXP OCTOBER 31, 2023
STATE OF CALIFORNIA

SIGNED: MONTH DAY, 2021

Gensler
45 Fremont Street
Suite 1500
San Francisco, CA 94105
United States
Tel 415.433.3700
Fax 415.836.4599

CARDUCCI ASSOCIATES
555 BEACH STREET FOURTH FLOOR
SAN FRANCISCO, CA 94133
www.carducciassociates.com

© 2021 CARDUCCI ASSOCIATES, INC.

LANDSCAPE ARCHITECT
8.31.2023
12.17.2021
STATE OF CALIFORNIA

GAVILAN COLLEGE

NEW COLLEGE CAMPUS

505 FAIRVIEW ROAD
HOLLISTER, CA 95023

GAVILAN JOINT COMMUNITY COLLEGE DISTRICT

DSA APP NO. 01-119906
ARCH PROJECT NO: 1897.00
DRAWN BY:
DRAWING SCALE:
PTN: 43-C4 FILE NO: N/A

DSA SUBMITTAL
FEBRUARY 4, 2022

SHEET TITLE

SCOPE OF WORK PLAN

SHEET NUMBER

L01.00

1/28/2022 1:47 PM

LEGEND

SYMBOL	DESCRIPTION
•	TREE, REFER TO PLANTING PLAN

AREA CALCULATIONS:

TOTAL PARKING AREA: 25591 SQ. FT.

TOTAL SHADE COVERAGE OVER PARKING AREA: 18937 SQ. FT.

TREE COVERAGE PERCENTAGE: 73.99923 %

BAY-01

TOTAL PARKING AREA: 2997 SQ. FT.
TOTAL SHADE COVERAGE OVER PARKING AREA: 2035 SQ. FT.
TREE COVERAGE PERCENTAGE: 67.89898 %

BAY-02

TOTAL PARKING AREA: 6660 SQ. FT.
TOTAL SHADE COVERAGE OVER PARKING AREA: 4856 SQ. FT.
TREE COVERAGE PERCENTAGE: 72.90699 %

BAY-03

TOTAL PARKING AREA: 8159 SQ. FT.
TOTAL SHADE COVERAGE OVER PARKING AREA: 6002 SQ. FT.
TREE COVERAGE PERCENTAGE: 73.56614 %

BAY-04

TOTAL PARKING AREA: 8159 SQ. FT.
TOTAL SHADE COVERAGE OVER PARKING AREA: 3451 SQ. FT.
TREE COVERAGE PERCENTAGE: 76.72283 %

BAY-05

TOTAL PARKING AREA: 3276 SQ. FT.
TOTAL SHADE COVERAGE OVER PARKING AREA: 2593 SQ. FT.
TREE COVERAGE PERCENTAGE: 79.13920 %

ONLY THE ORIGINAL, SIGNED HARD COPY OF THIS DRAWING CONSTITUTES CARDUCCI & ASSOCIATES, INC. PROFESSIONAL WORK PRODUCT. ELECTRONIC COPIES DO NOT CONTAIN CARDUCCI & ASSOCIATES, INC. WILL NOT BE RESPONSIBLE FOR ANY ADDED OR CHANGED INFORMATION IN THE DRAWING ELECTRONICS. DO NOT REMOVE THIS LINE OR ANY SIGNATURE BY CARDUCCI & ASSOCIATES, INC.

IF THE CONTRACTOR ENCOUNTERS ERRORS OR DISCREPANCIES ON THE DRAWINGS, OR SITE CONDITIONS WHICH PREVENT OR DELAY THE COMPLETION OF WORK AS INDICATED, THE CONTRACTOR SHALL NOTIFY THE OWNER AND LANDSCAPE ARCHITECT BY THE TIME OF BID OF ALL SUCH ERRORS, DISCREPANCIES AND CONDITIONS. THE CONTRACTOR SHALL ASSUME RESPONSIBILITY FOR ANY CONDITIONS, ERRORS, DISCREPANCIES OR OMISSIONS AT THE TIME OF BID.

QUATTROCCHI KWOK ARCHITECTS
Main:
636 Fifth Street, Santa Rosa, CA 95404
East Bay:
55 Harrison Street, Suite 525,
Oakland, CA 94607
(707) 576-0829

LICENSED ARCHITECT
AARON JOBSON
LICENSE # C30620
EXP OCTOBER 31, 2023
STATE OF CALIFORNIA

SIGNED: MONTH DAY, 2021

Gensler
45 Fremont Street
Suite 1500
San Francisco, CA 94105
United States
Tel 415.433.3700
Fax 415.836.4599

CARDUCCI ASSOCIATES
555 BEACH STREET FOURTH FLOOR
SAN FRANCISCO, CA 94133
www.carducciassociates.com

© 2021 CARDUCCI ASSOCIATES, INC.

LANDSCAPE ARCHITECT
AARON LADY
1559
8.31.2023
12.17.2021
STATE OF CALIFORNIA

GAVILAN COLLEGE

NEW COLLEGE CAMPUS

505 FAIRVIEW ROAD
HOLLISTER, CA 95023

GAVILAN JOINT COMMUNITY COLLEGE DISTRICT

DSA APP NO. 01-119906

ARCH PROJECT NO: 1897.00
DRAWN BY:
DRAWING SCALE:
PTN: 43-C4 FILE NO: N/A

DSA SUBMITTAL

FEBRUARY 4, 2022

SHEET TITLE

PARKING LOT SHADING PLAN

SHEET NUMBER

L01.01

1/28/2022 1:47 PM

MATERIALS LEGEND

SYMBOL	KEY	DESCRIPTION
		WALLS / SEATING
	W1	CONCRETE AMPHITHEATER SEATING (1 / L05.04)
		WHEELCHAIR SEATING (36" WIDTH X 48" LENGTH) (2 / L05.08)
		RAILING
	HR	HANDRAIL - TEXTURED POWDERCOAT FINISH (1 / L05.03) (3 / L05.03)
		METAL ITEMS
	GS	MODULAR WALL TRELLIS SYSTEM: WALL MOUNTED 'GREENSCREEN' 5132G ADJUSTABLE CLIPS FOR 9.5" CLEARANCE FROM BUILDING WALLS, 5105 STEEL EDGE TRIM AT ALL EXPOSED EDGES OF SCREEN. COLOR: BRONZE (ALL COMPONENTS) SEE ARCH WGS. FOR WALL ATTACHMENT INFO.
	CT	CORTEN WEATHERING STEEL PLANTER WALL (3 / L05.04)
		EDGING
	H1	STEEL HEADER: 1/4" THICK, 6" DEEP DURAEDGE STEEL EDGING, BY JD RUSSELL COMPANY, WEATHERED FINISH (5 / L05.01)
		SITE FURNISHINGS
	TG	TREE GRATE: URBAN ACCESSORIES FLAT RAINBOW SIZE: 8' ROUND, MATERIAL: BRONZE, FINISH: BRUSHED *COORDINATE & INSTALL REBAR ANCHOR AT TIME OF CONCRETE POUR (1 / L05.02)
	TJ	TABLE: LANDSCAPE FORMS PREFABRICATED' JESSIE RAIL'. 12" WIDE BAR TOP OPEN (NO MESH OR BACKREST) SURFACE MOUNTED, STANDARD LENGTH, NO EXPANSION UNITS COLOR: LEGS - 'NUTMEG', TOP - STEEL (2 / L05.06)
	BA1	DECORATIVE BASALT LANDSCAPE STONE: 8' LENGTH, AVAILABLE FROM SOUTH COUNTY ROCKERY (2 / L05.03)
	BA2	VERTICAL BASALT COLUMN SCULPTURE: 4' DIA, 8' ABOVE FINISH GRADE (5 / L05.02)
	BL	BIKE LOCKER: COLUMBIA CASCADE, PERFORATED CYCLOCKER 2176-4-PR-S FINISH: STAINLESS STEEL, SURFACE MOUNTED (5 / L05.05)
	BR	BIKE RACK: LANDSCAPE FORMS BICILINEA SIZE: 10' (8 BIKES), FINISH: STAINLESS STEEL, EMBEDDED IN CONCRETE (4 / L05.05)
	BS	BIKE SERVICE STATION: DERO FIXIT STATION FINISH: BRONZE SURFACE MOUNTED (1 / L05.06)
	BO	BOLLARD - URBAN ACCESSORIES, DG-4 BOLLARD, REM/LOCK VERSION (SLEEVED FOR EMERGENCY ACCESS) FINISH: BRONZE BROWN POWDERCOAT (2 / L05.02)
	FP	FLAG POLE - MAKE: LPH BOLANDER & SONS MODEL: LTJS30' TAPERED ALUMINUM W/ CAM CLEAT CONCEALED HALYARD & GOLD ANODIZED SPUN ALUMINUM BALL AT TOP OF POLE FINISH: TEXTURED RUST POWDERCOAT (4 / L05.03)
	WF	WILDLIFE WATER SCULPTURE (BASALT STONE) POTABLE WATER CONNECTION REQUIRED (2 / L05.04)
	TR1	TRASH RECEPTACLE (WASTE): FORMS + SURFACES 'APEX' (PROVIDED BY OWNER, INSTALLED BY CONTRACTOR) SIZE: 36 GALLONS, METAL FINISH: DARK CORTEN TEXTURE (POWDERCOAT), SURFACE MOUNT WITH ALUMINUM RAIN COVER
	TR2	TRASH RECEPTACLE (SPLIT STREAM: RECYCLE & COMPOST): FORMS + SURFACES 'APEX' (PROVIDED BY OWNER, INSTALLED BY CONTRACTOR) SIZE: 36 GALLONS, METAL, FINISH: DARK CORTEN TEXTURE (POWDERCOAT), SURFACE MOUNT WITH ALUMINUM RAIN COVER

NOTE: FOOTING REQUIRED WHERE RECEPTACLES ARE NOT INSTALLED ON CONCRETE PAVING (1 / L05.05)

SEE ELECTRICAL DRAWINGS

		LIGHTING
	LP1	PEDESTRIAN LIGHT POLE - 1 LUMINAIRE PER POLE • LIGHT FIXTURE: STRUCTURA LINEAL LED LUMINAIRE M2150, SIZE: 36" LENGTH, FINISH: TEXTURED RUST • POLE: STRUCTURA 'REED', SIZE: MEDIUM 2 (20' TALL), FINISH: TEXTURED RUST
	LP2	PEDESTRIAN LIGHT POLE - 2 LUMINAIRE PER POLE • LIGHT FIXTURE: STRUCTURA LINEAL LED LUMINAIRE M2150, SIZE: 36" LENGTH, FINISH: TEXTURED RUST • POLE: STRUCTURA 'REED', SIZE: MEDIUM 3 (24' TALL), FINISH: TEXTURED RUST
	LB	LANDSCAPE BOLLARD LIGHT WE-EF PSY424 LED, SIZE: MEDIUM, 39.4" TALL, FINISH: DARK BRONZE
	LS	STEP LIGHT MOUNTED IN AMPHITHEATER STEPS WE-EF STI134 LED, FLOOR WASH FIXTURE, DARK BRONZE
	LR	LED ROPE LIGHT MOUNNTED UNDER CONCRETE LIP, TOP TIER OF AMPHITHEATER. CALI LED NEON LED 'NLED'
		ELECTRICAL
	EVC	ELECTRIC VEHICLE CHARGER, SEE ELECTRICAL DWGS
		CHAIN LINK FENCING
	FN1	FENCE TYPE 2: CHAIN LINK 6' TALL BLACK POLYOLEFIN COATED POSTS IN CONCRETE BAND (WHERE SHOWN ON PLANS) (3 / L05.07) (4 / L05.07)
	FN2	GATE TYPE 1: CHAIN LINK MAINTENANCE GATE (MATCH FENCE HEIGHT) BLACK COATED POLYLOEFIN (5 / L05.07)

SITE LEGEND

SYMBOL	DESCRIPTION
	(E) CONDITIONS, SEE TOPOGRAPHIC SURVEY
	PROPERTY LINE
LOW	LIMIT OF WORK
	ENLARGEMENT

MATERIALS LEGEND

SYMBOL	KEY	DESCRIPTION
		CONC PAVING SERIES
	C1	CONC PAVING TYPE 1: PEDESTRIAN W/ MACRO FIBER REINFORCEMENT COLOR: INTEGRAL (DAVIS COLOR: OUTBACK 677) FINISH: MEDIUM TOPCAST FINISH
	C2	CONC PAVING TYPE 2: PEDESTRIAN COLOR: NATURAL W/ LAMP BLACK FINISH: MEDIUM BROOM FINISH
	C3	CONC PAVING TYPE 3: VEHICULAR W/ MACRO FIBER REINFORCEMENT COLOR: INTEGRAL (DAVIS COLOR: OUTBACK 677) FINISH: MEDIUM TOPCAST FINISH
	C4	CONC PAVING TYPE 4: VEHICULAR COLOR: NATURAL W/ LAMP BLACK FINISH: MEDIUM BROOM FINISH
	C5	CONC BAND AT BUILDING COLOR: MATCH CONC PAVING C1 FINISH: MATCH CONC PAVING C1 (6 / L05.01)
	C6	FLUSH CONCRETE CURB COLOR: MATCH CONC PAVING C1 FINISH: MATCH CONC PAVING C1 (4 / L05.02)
	C7	VERTICAL CONCRETE CURB COLOR: MATCH CONC PAVING C1 FINISH: MATCH CONC PAVING C1 (3 / L05.02)
	C8	CONCRETE BAND AT CHAIN LINK FENCING COLOR: MATCH CONC PAVING C4 FINISH: MATCH CONC PAVING C4 (3 / L05.02)
		PAVING SERIES
	P1	PAVER TYPE 1: WAUSAU TILE, TRUNCATED DOMES ADA PAVER SIZE: 12"X12", 3" THICK COLOR: A-90 (DARK GREY) (7 / L05.01)
	AC1	VEHICULAR-RATED ASPHALT, STREETBOND 150, SOLAR-REFLECTIVE COATING (COLOR: SR IRISH CREAM)
	AC2	PEDESTRIAN-RATED ASPHALT, STREETBOND 150, SOLAR-REFLECTIVE COATING (COLOR: SR IRISH CREAM)
	DG	STABILIZED DECOMPOSED GRANITE, TOFFEE FINES 1/8" (4 / L05.01)
	M	SHEET MULCH (3 / L10.01)
		PLANTING SERIES
		PLANTING
		HYDROSEED
		TREE (3 / L10.02) (4 / L10.02) (5 / L10.02) (6 / L10.02) (7 / L10.02) (8 / L10.02)
CO		CLEAN-OUT
		IRRIGATION VALVE BOXES, SEE IRRIGATION PLAN

(1 / L05.01) (2 / L05.01)

SEE CIVIL DETAILS FOR ASPHALT DETAILING

SEE PLANTING PLAN

IF THE CONTRACTOR ENCOUNTERS ERRORS OR DISCREPANCIES ON THE DRAWINGS, OR SITE CONDITIONS WHICH PREVENT OR DELAY THE COMPLETION OF WORK AS INDICATED, THE CONTRACTOR SHALL NOTIFY THE OWNER AND LANDSCAPE ARCHITECT BY THE TIME OF BID OF ALL SUCH DISCREPANCIES AND CONDITIONS. THE CONTRACTOR SHALL ASSUME THE LANDSCAPE ARCHITECT AND THE OWNER HAVE BEEN NOTIFIED OF ANY CONDITIONS, ERRORS, DISCREPANCIES OR OMISSIONS AT THE TIME OF BID.

ONLY THE ORIGINAL, SIGNED HARD COPY OF THIS DRAWING CONSTITUTES CARDUCCI & ASSOCIATES, INC. PROFESSIONAL WORK PRODUCT. ELECTRONIC COPIES DO NOT CONTAIN CARDUCCI & ASSOCIATES, INC. SEAL NOR ARE RESPONSIBLE OR AUTHORIZED BY CARDUCCI & ASSOCIATES, INC. ANY ALTERED OR MODIFIED DRAWING THAT IS NOT SIGNED BY CARDUCCI & ASSOCIATES, INC.

1/28/2022 1:47 PM

QUATTROCCHI KWOK ARCHITECTS
Main:
636 Fifth Street, Santa Rosa, CA 95404
East Bay:
55 Harrison Street, Suite 525,
Oakland, CA 94607
(707) 576-0829

LICENSED ARCHITECT
AARON JOBSON
LICENSE # C30620
EXP OCTOBER 31, 2023
STATE OF CALIFORNIA

SIGNED: MONTH DAY, 2021

Gensler
45 Fremont Street
Suite 1500
San Francisco, CA 94105
United States
Tel 415.433.3700
Fax 415.836.4599

CARDUCCI ASSOCIATES
555 BEACH STREET FOURTH FLOOR
SAN FRANCISCO, CA 94133
www.carducciassociates.com

© 2021 CARDUCCI ASSOCIATES, INC.

LANDSCAPE ARCHITECT
8.31.2023
12.17.2021
STATE OF CALIFORNIA

GAVILAN COLLEGE

NEW COLLEGE CAMPUS

505 FAIRVIEW ROAD
HOLLISTER, CA 95023

GAVILAN JOINT COMMUNITY COLLEGE DISTRICT

DSA APP NO. 01-119906
ARCH PROJECT NO: 1897.00
DRAWN BY:
DRAWING SCALE:
PTN: 43-C4 FILE NO: N/A

DSA SUBMITTAL
FEBRUARY 4, 2022

SHEET TITLE

MATERIALS LEGEND

SHEET NUMBER

L02.00A

PLAN

NOTE: SEE SHEET L02.00A FOR LEGEND AND NOTES

0 40 80 FEET NORTH

811 Know what's below. Call 811 before you dig.

ON ALL THE ORIGINAL SCREENLIKE COPY OF THIS DRAWING CONSTITUTES CARDUCCI & ASSOCIATES, INC. PROFESSIONAL WORK PRODUCT. ELECTRONIC COPIES DO NOT CARDUCCI & ASSOCIATES, INC. WILL NOT BE RESPONSIBLE FOR ANY MODIFICATIONS MADE TO THIS DRAWING ELECTRONIC OR OTHERWISE THAT IS NOT SIGNED BY CARDUCCI & ASSOCIATES, INC.

IF THE CONTRACTOR FINDS NOTES ERRORS OR DISCREPANCIES ON THE DRAWING, OR IFSITE CONDITIONS ERRORS, DISCREPANCIES OR OMISSIONS IN THE TRUE OF BID. THE CONTRACTOR SHALL INDEMNIFY AND HOLD THE LANDSCAPE ARCHITECT AND THE OWNER HARMLESS IF AFTER CONTRACTING FOR THE WORK HE HAS MONETARY DAMAGE BECAUSE OF SITE CONDITIONS, ERRORS, DISCREPANCIES OR OMISSIONS IN THE TRUE OF BID.

QUATTROCCHI KWOK ARCHITECTS
Main:
636 Fifth Street, Santa Rosa, CA 95404
East Bay:
55 Harrison Street, Suite 525,
Oakland, CA 94607
(707) 576-0829

LICENSED ARCHITECT
AARON JOBSON
LICENSE # C30620
EXP OCTOBER 31, 2023
STATE OF CALIFORNIA

SIGNED: MONTH DAY, 2021

Gensler
45 Fremont Street
Suite 1500
San Francisco, CA 94105
United States
Tel 415.433.3700
Fax 415.836.4599

CARDUCCI ASSOCIATES
555 BEACH STREET FOURTH FLOOR
SAN FRANCISCO, CA 94133
www.carducciassociates.com

© 2021 CARDUCCI ASSOCIATES, INC.

8.31.2021
12.17.2021

GAVILAN COLLEGE

NEW COLLEGE CAMPUS

505 FAIRVIEW ROAD
HOLLISTER, CA 95023

GAVILAN JOINT COMMUNITY COLLEGE DISTRICT

DSA APP NO. 01-119906

ARCH PROJECT NO: 1897.00

DRAWN BY:

DRAWING SCALE:

PTN: 43-C4 FILE NO: N/A

DSA SUBMITTAL

FEBRUARY 4, 2022

SHEET TITLE

MATERIALS PLAN OVERVIEW

SHEET NUMBER

L02.00B

PM

PLAN

NOTE: SEE SHEET L02.00A FOR LEGEND AND NOTES

0 20 40 FEET NORTH

811 Know what's below. Call 811 before you dig.

1/28/2022 1:48 PM

ONLY THE ORIGINAL, SIGNED HARD COPY OF THIS DRAWING CONSTITUTES CARDUCCI & ASSOCIATES, INC. PROFESSIONAL WORK PRODUCT. ELECTRONIC COPIES DO NOT REPRESENT THE ORIGINAL WORK PRODUCT CARDUCCI & ASSOCIATES, INC. WILL NOT BE RESPONSIBLE FOR ANY MODIFICATIONS MADE TO THIS DRAWING ELECTRONICALLY OR OTHERWISE. THIS IS NOT VERIFIED BY CARDUCCI & ASSOCIATES, INC.

IF THE CONTRACTOR ENCOUNTERS ERRORS OR DISCREPANCIES ON THE DRAWINGS, OR SITE CONDITIONS WHICH PREVENT OR DELAY THE COMPLETION OF WORK AS INDICATED, THE CONTRACTOR SHALL NOTIFY THE OWNER AND LANDSCAPE ARCHITECT BY THE TIME OF BID OF ALL SUCH DISCREPANCIES. THE CONTRACTOR SHALL ASSUME RESPONSIBILITY AND VALUE THE LANDSCAPE ARCHITECT AND THE OWNER HARMLESS IF A PRIOR CONTRACTUAL DAMAGE OCCURS DUE TO THE CONTRACTOR'S OMISSIONS AT THE TIME OF BID.

QUATTROCCHI KWOK ARCHITECTS
Main:
636 Fifth Street, Santa Rosa, CA 95404
East Bay:
55 Harrison Street, Suite 525,
Oakland, CA 94607
(707) 576-0829

LICENSED ARCHITECT
AARON JOBSON
LICENSE # C30620
EXP OCTOBER 31, 2023
STATE OF CALIFORNIA

SIGNED: MONTH DAY, 2021

Gensler
45 Fremont Street
Suite 1500
San Francisco, CA 94105
United States
Tel 415.433.3700
Fax 415.836.4599

CARDUCCI ASSOCIATES
555 BEACH STREET FOURTH FLOOR
SAN FRANCISCO, CA 94133
www.carducciassociates.com

© 2021 CARDUCCI ASSOCIATES, INC.

LICENSED LANDSCAPE ARCHITECT
AARON JOBSON
C-3620
8.31.2023
12.17.2021
STATE OF CALIFORNIA

GAVILAN COLLEGE

NEW COLLEGE CAMPUS

505 FAIRVIEW ROAD
HOLLISTER, CA 95023

GAVILAN JOINT COMMUNITY COLLEGE DISTRICT

DSA APP NO.	01-119906
ARCH PROJECT NO:	1897.00
DRAWN BY:	
DRAWING SCALE:	
PTN: 43-C4	FILE NO: N/A

DSA SUBMITTAL

FEBRUARY 4, 2022

SHEET TITLE

MATERIALS PLAN

SHEET NUMBER

L02.01



PLAN

NOTE: SEE SHEET L02.00A FOR LEGEND AND NOTES

0 20 40 FEET NORTH

811 Know what's below. Call 811 before you dig.

1/28/2022 1:48 PM

ONLY THE ORIGINAL, SIGNED HARD COPY OF THIS DRAWING CONSTITUTES CARDUCCI & ASSOCIATES, INC. PROFESSIONAL WORK PRODUCT. ELECTRONIC COPIES DO NOT REPRESENT THE WORK OF CARDUCCI & ASSOCIATES, INC. AND ARE NOT RESPONSIBLE FOR ANY ADDITIONS AND/OR MODIFICATIONS MADE TO THESE DRAWINGS. ELECTRONIC DATA IS PROVIDED "AS IS" AND "WITH ALL FAULTS" BY CARDUCCI & ASSOCIATES, INC.

IF THE CONTRACTOR ENCOUNTERS ERRORS OR DISCREPANCIES ON THE DRAWINGS, OR SITE CONDITIONS WHICH PREVENT OR DELAY THE COMPLETION OF WORK AS INDICATED, THE CONTRACTOR SHALL NOTIFY THE OWNER AND LANDSCAPE ARCHITECT BY THE TIME OF BID OF ALL SUCH ERRORS, DISCREPANCIES AND CONDITIONS. THE CONTRACTOR SHALL INDEMNIFY AND HOLD THE LANDSCAPE ARCHITECT AND THE OWNER HARMLESS FOR ANY DAMAGE RESULTING FROM FAILURE TO DO SO.

QUATTROCCHI KWOK ARCHITECTS
Main:
636 Fifth Street, Santa Rosa, CA 95404
East Bay:
55 Harrison Street, Suite 525,
Oakland, CA 94607
(707) 576-0829

LICENSED ARCHITECT
AARON JOBSON
LICENSE # C30620
EXP OCTOBER 31, 2023
STATE OF CALIFORNIA

SIGNED: MONTH DAY, 2021

Gensler
45 Fremont Street
Suite 1500
San Francisco, CA 94105
United States
Tel 415.433.3700
Fax 415.836.4599

CARDUCCI ASSOCIATES
555 BEACH STREET FOURTH FLOOR
SAN FRANCISCO, CA 94133
www.carducciassociates.com

© 2021 CARDUCCI ASSOCIATES, INC.

LICENSED LANDSCAPE ARCHITECT
8.31.2023
12.17.2021
STATE OF CALIFORNIA

GAVILAN COLLEGE

NEW COLLEGE CAMPUS

505 FAIRVIEW ROAD
HOLLISTER, CA 95023

GAVILAN JOINT COMMUNITY COLLEGE DISTRICT

DSA APP NO. 01-119906

ARCH PROJECT NO: 1897.00
DRAWN BY:
DRAWING SCALE:
PTN: 43-C4 FILE NO: N/A

DSA SUBMITTAL
FEBRUARY 4, 2022

SHEET TITLE

MATERIALS PLAN

SHEET NUMBER

L02.02

PLAN

NOTE: SEE SHEET L02.00A FOR LEGEND AND NOTES

0 20 40 FEET

NORTH

811 Know what's below. Call 811 before you dig.

1/28/2022 1:48 PM

ONLY THE ORIGINAL, INDELIBLE HARD COPY OF THIS DRAWING CONSTITUTES CARDUCCI & ASSOCIATES, INC. PROFESSIONAL WORK PRODUCT. ELECTRONIC COPIES DO NOT CONSTITUTE PROFESSIONAL WORK PRODUCT. CARDUCCI & ASSOCIATES, INC. WILL NOT BE RESPONSIBLE OR ANY MODIFICATIONS MADE TO THIS DRAWING ELECTRONICALLY OR OTHERWISE, THAT IS NOT CARRIED BY CARDUCCI & ASSOCIATES, INC.

COMPLETION OF WORK AS INDICATED, THE CONTRACTOR SHALL NOTIFY THE OWNER AND LANDSCAPE ARCHITECT BY THE TIME OF BID OF ALL INCH-ANNELLE AFTER CONTRACTING FOR THE WORK HE HAS SIGNATURE CHANGE BECAUSE OF SITE CONDITIONS, ERRORS, ENCROACHMENTS OR DIMENSIONS AT THE TIME OF BID.

IF THE CONTRACTOR ENCOUNTERS ERRORS OR DISCREPANCIES ON THE DRAWINGS, OR SITE CONDITIONS WHICH PREVENT OR DELAY THE COMPLETION OF WORK AS INDICATED, THE CONTRACTOR SHALL NOTIFY THE OWNER AND LANDSCAPE ARCHITECT BY THE TIME OF BID OF ALL INCH-ANNELLE AFTER CONTRACTING FOR THE WORK HE HAS SIGNATURE CHANGE BECAUSE OF SITE CONDITIONS, ERRORS, ENCROACHMENTS OR DIMENSIONS AT THE TIME OF BID.

QUATTROCCHI KWOK ARCHITECTS
Main:
636 Fifth Street, Santa Rosa, CA 95404
East Bay:
55 Harrison Street, Suite 525,
Oakland, CA 94607
(707) 576-0829

LICENSED ARCHITECT
AARON JOBSON
LICENSE # C30620
EXP OCTOBER 31, 2023
STATE OF CALIFORNIA

SIGNED: MONTH DAY, 2021

Gensler
45 Fremont Street
Suite 1500
San Francisco, CA 94105
United States
Tel 415.433.3700
Fax 415.836.4599

CARDUCCI ASSOCIATES
555 BEACH STREET FOURTH FLOOR
SAN FRANCISCO, CA 94133
www.carducciassociates.com

© 2021 CARDUCCI ASSOCIATES, INC.

LICENSED LANDSCAPE ARCHITECT
AARON JOBSON
8.31.2023
12.17.2021
STATE OF CALIFORNIA

GAVILAN COLLEGE

NEW COLLEGE CAMPUS

505 FAIRVIEW ROAD
HOLLISTER, CA 95023

GAVILAN JOINT COMMUNITY COLLEGE DISTRICT

DSA APP NO.	01-119906
ARCH PROJECT NO:	1897.00
DRAWN BY:	
DRAWING SCALE:	
PTN: 43-C4	FILE NO: N/A

DSA SUBMITTAL

FEBRUARY 4, 2022

SHEET TITLE

MATERIALS PLAN

SHEET NUMBER

L02.03

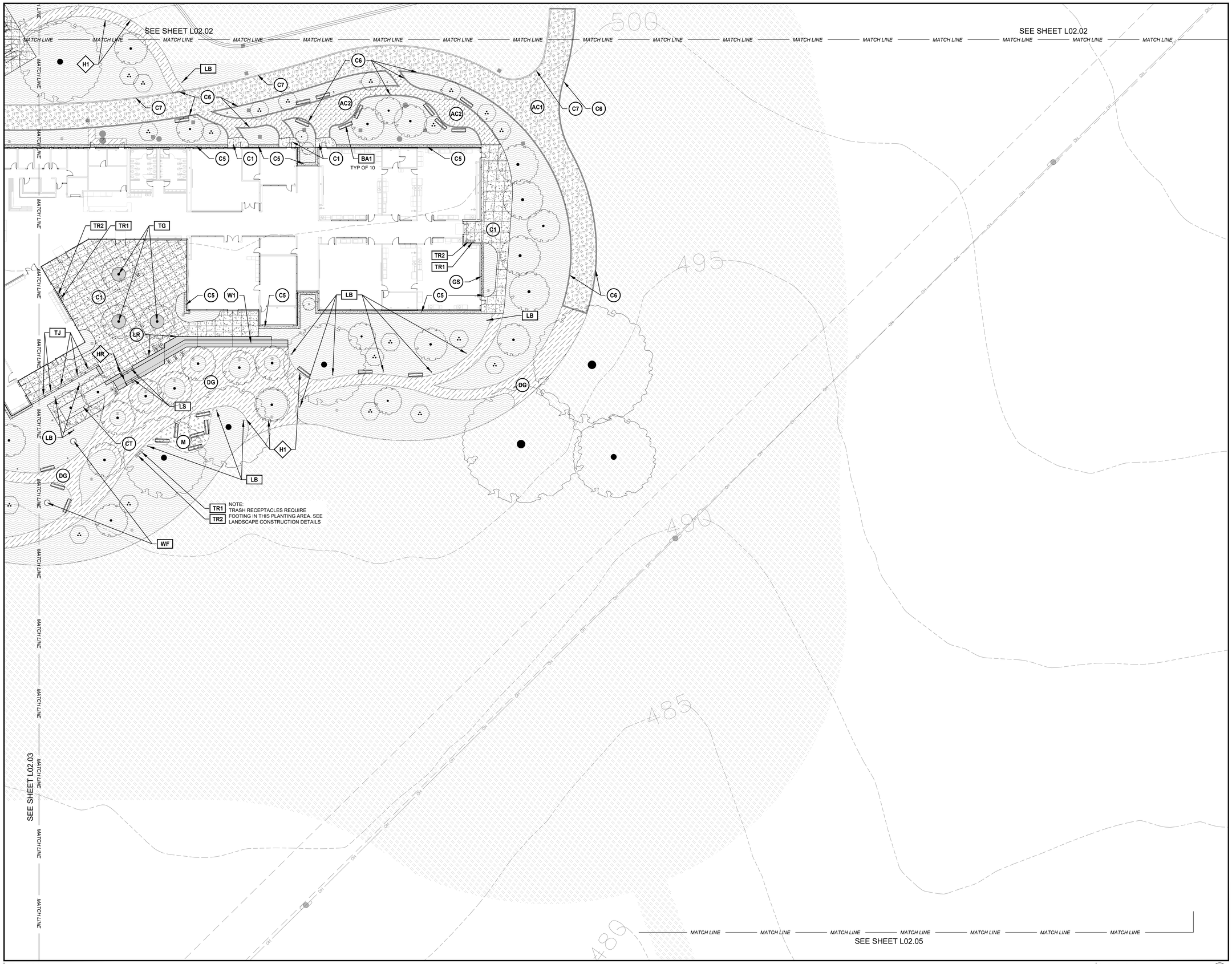

PLAN

NOTE: SEE SHEET L02.00A FOR LEGEND AND NOTES

0 20 40 FEET NORTH

811 Know what's below. Call 811 before you dig.

1/28/2022 1:49 PM

ONLY THE ORIGINAL, SIGNED HARD COPY OF THIS DRAWING CONSTITUTES CARDUCCI & ASSOCIATES, INC. PROFESSIONAL WORK PRODUCT. ELECTRONIC COPIES DO NOT CONTAIN CARDUCCI & ASSOCIATES, INC. SEALS OR SIGNATURES AND CONTAIN MODIFICATIONS. THE CONTRACTOR SHALL NOTIFY THE OWNER AND LANDSCAPE ARCHITECT BY THE TIME OF BID OF ALL SUCH ERRORS, OMISSIONS AND DISCREPANCIES. CARDUCCI & ASSOCIATES, INC. WILL NOT BE RESPONSIBLE OR ANY MODIFICATIONS MADE TO THIS DRAWING ELECTRONICALLY OR PHYSICALLY. THIS IS NOT CERTIFIED BY CARDUCCI & ASSOCIATES, INC.

IF THE CONTRACTOR ENCOUNTERS ERRORS OR DISCREPANCIES ON THE DRAWINGS, OR SITE CONDITIONS WHICH PREVENT OR DELAY THE COMPLETION OF WORK AS INDICATED, THE CONTRACTOR SHALL NOTIFY THE OWNER AND LANDSCAPE ARCHITECT BY THE TIME OF BID OF ALL SUCH ERRORS, OMISSIONS AND DISCREPANCIES. THE CONTRACTOR SHALL INCLUDE THE LANDSCAPE ARCHITECT AND THE OWNER HARMLESS IF PRIOR CONDITIONS AT THE TIME OF BID.

QUATTROCCHI KWOK ARCHITECTS
Main:
636 Fifth Street, Santa Rosa, CA 95404
East Bay:
55 Harrison Street, Suite 525,
Oakland, CA 94607
(707) 576-0829

LICENSED ARCHITECT
AARON JOBSON
LICENSE # C30620
EXP OCTOBER 31, 2023
STATE OF CALIFORNIA

SIGNED: MONTH DAY, 2021

Gensler
45 Fremont Street
Suite 1500
San Francisco, CA 94105
United States
Tel 415.433.3700
Fax 415.836.4599

CARDUCCI ASSOCIATES
555 BEACH STREET FOURTH FLOOR
SAN FRANCISCO, CA 94133
www.carducciassociates.com

© 2021 CARDUCCI ASSOCIATES, INC.

LICENSED LANDSCAPE ARCHITECT
8.31.2023
12.17.2021
STATE OF CALIFORNIA

GAVILAN COLLEGE

NEW COLLEGE CAMPUS

505 FAIRVIEW ROAD
HOLLISTER, CA 95023

GAVILAN JOINT COMMUNITY COLLEGE DISTRICT

DSA APP NO. 01-119906
ARCH PROJECT NO: 1897.00
DRAWN BY:
DRAWING SCALE:
PTN: 43-C4 FILE NO: N/A

DSA SUBMITTAL
FEBRUARY 4, 2022

SHEET TITLE

MATERIALS PLAN

SHEET NUMBER

L02.04

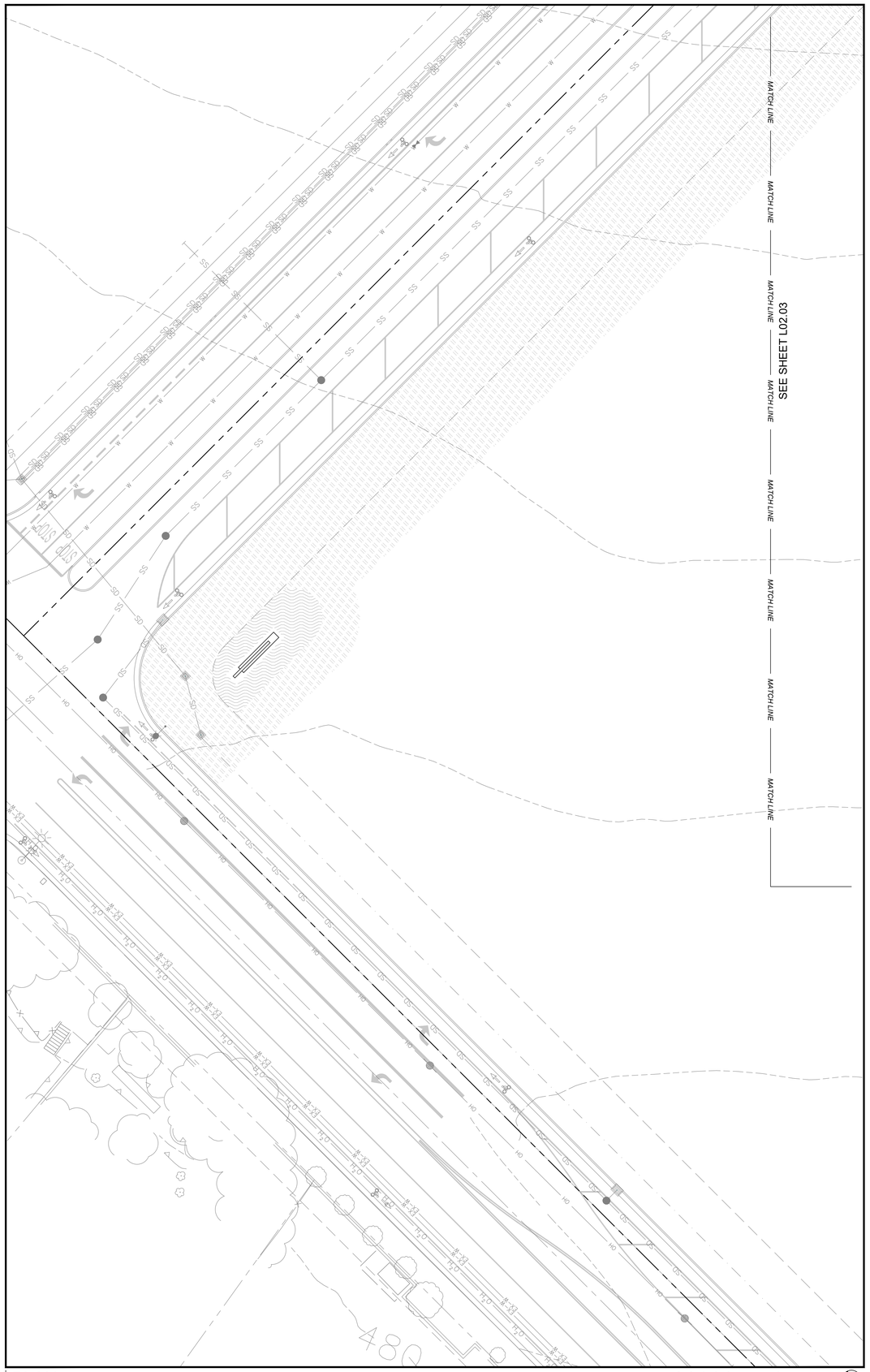

PLAN

0 20 40 FEET NORTH



PLAN

NOTE: SEE SHEET L02.00A FOR LEGEND AND NOTES

0 20 40 FEET NORTH

811 Know what's below. Call 811 before you dig.

1/28/2022 1:49 PM

ONLY THE ORIGINAL, SIGNED WET COPY OF THIS DRAWING CONSTITUTES CARDUCCI & ASSOCIATES, INC. PROFESSIONAL WORK PRODUCT. ELECTRONIC COPIES DO NOT REPRESENT CARDUCCI & ASSOCIATES, INC. WILL NOT BE RESPONSIBLE FOR ANY INADVERTENT CHANGES TO THE DRAWING ELECTRONICALLY OR TRANSMITTED ON THE WORK WE HAS SIGNATURE. CHANGES BEGAN BY APPROVED CARDUCCI & ASSOCIATES, INC.

IF THE CONTRACTOR ENCOUNTERS ERRORS OR DISCREPANCIES ON THE DRAWINGS, OR SITE CONDITIONS WHICH PREVENT OR DELAY THE COMPLETION OF WORK AS INDICATED, THE CONTRACTOR SHALL NOTIFY THE OWNER AND LANDSCAPE ARCHITECT BY THE TIME OF BID OF ALL SUCH ERRORS, DISCREPANCIES AND SITE CONDITIONS. ALL DIMENSIONS SHOWN ON THE DRAWINGS ARE TO BE VERIFIED BY THE CONTRACTOR IN THE FIELD. NEGLIGENCE BY THE CONTRACTOR IN FAILING TO NOTIFY THE LANDSCAPE ARCHITECT AND THE OWNER OF ANY DISCREPANCIES, ERRORS OR OMISSIONS AT THE TIME OF BID.

QUATTROCCHI KWOK ARCHITECTS
Main:
636 Fifth Street, Santa Rosa, CA 95404
East Bay:
55 Harrison Street, Suite 525,
Oakland, CA 94607
(707) 576-0829

LICENSED ARCHITECT
AARON JOBSON
LICENSE # C30620
EXP OCTOBER 31, 2023
STATE OF CALIFORNIA

SIGNED: MONTH DAY, 2021

Gensler
45 Fremont Street
Suite 1500
San Francisco, CA 94105
United States
Tel 415.433.3700
Fax 415.836.4599

CARDUCCI ASSOCIATES
555 BEACH STREET FOURTH FLOOR
SAN FRANCISCO, CA 94133
www.carducciassociates.com

© 2021 CARDUCCI ASSOCIATES, INC.

LICENSED LANDSCAPE ARCHITECT
8.31.2023
12.17.2021
STATE OF CALIFORNIA

GAVILAN COLLEGE

NEW COLLEGE CAMPUS

505 FAIRVIEW ROAD
HOLLISTER, CA 95023

GAVILAN JOINT COMMUNITY COLLEGE DISTRICT

DSA APP NO. 01-119906

ARCH PROJECT NO: 1897.00
DRAWN BY:
DRAWING SCALE:
PTN: 43-C4 FILE NO: N/A

DSA SUBMITTAL
FEBRUARY 4, 2022

SHEET TITLE

MATERIALS PLAN

SHEET NUMBER

L02.05

SITE LEGEND

SYMBOL	DESCRIPTION
	(E) CONDITIONS, SEE TOPOGRAPHIC SURVEY
	PROPERTY LINE
LOW	LIMIT OF WORK
	ENLARGEMENT

LAYOUT LEGEND

SYMBOL	DESCRIPTION
N 2193519.15 E 5869795.77	COORDINATES
RP	REFERENCE POINT, SEE CIVIL DWGS FOR COORDINATES
	CENTER LINE
BASELINE A BASELINE B	BASELINE
	FLUSH
	ALIGN
	CONC CONTROL JOINT SERIES
	CONC PAVING
	EDGE OF PAVING
EJ EJ	EXPANSION JOINT (EJ), SEE LAYOUT PLAN
	TOOLED JOINTS

LAYOUT NOTES

1. CONTRACTOR SHALL IMMEDIATELY NOTIFY THE OWNER OF ANY DISCREPANCIES PRIOR TO CONTINUANCE OF WORK.
2. DO NOT SCALE OFF OF PLANS.
3. FIELD VERIFY LOCATIONS OF THE UNDERGROUND UTILITIES, CALL USA ALERT (800) 642-2444 AT LEAST 48 HOURS PRIOR TO ANY EXCAVATION.
4. CONTRACTOR SHALL BE RESPONSIBLE FOR DAMAGE TO ALL EXISTING FACILITIES SHOWN TO REMAIN, INCLUDING ROADS AND OTHER STREET IMPROVEMENTS.
5. ALL ANGLES 90° UON
6. SEE DETAIL SHEETS AND SPECIFICATIONS FOR MORE INFORMATION.
7. SEE TOPOGRAPHIC SURVEY FOR (E) CONDITIONS
8. PLAN DIMENSIONS ARE ROUNDED TO NEAREST 1/4 INCH.
9. SEE CIVIL DWGS FOR ADDITIONAL INFORMATION.
10. LANDSCAPE ARCHITECT WILL MAKE CAD FILES AVAILABLE FOR USE BY FIELD ENGINEER.

PATH OF TRAVEL NOTES

1. BARRIER FREE ACCESS ROUTE WITH FOLLOWING CHARACTERISTICS:
   - A. LESS THAN 1:20 MAXIMUM SLOPE WITHOUT RAMP.
   - B. LESS THAN 1:50 MAXIMUM CROSS SLOPE.
   - C. 48" MIN CLEAR IN WIDTH.
   - D. NON-SLIP SURFACE.
   - E. ACCESSIBLE PATH SHALL HAVE NO ABRUPT VERTICAL CHANGES EXCEEDING 1/4" VERTICAL OR 1/4" VERTICAL WITH AN ADDITIONAL 1/4" AT 2:1 MAXIMUM SLOPE, OR A TOTAL OF 1/2" AT 2:1 MAXIMUM SLOPE.
   - F. CONTRACTOR TO VERIFY THAT ALL BARRIERS IN THE PATH OF TRAVEL HAVE BEEN REMOVED OR WILL BE REMOVED IN THIS PROJECT, & THAT PATH OF TRAVEL COMPLIES WITH CBC 11B.
2. CONSTRUCT ALL PAVED AREAS TO DRAIN
3. CONFORMANCE SURVEYING OF ACCESSIBLE ROUTE: THE CONTRACTOR SHALL PERFORM A CONFORMANCE SURVEY OF THE ACCESSIBLE ROUTE SHOWING CROSS SLOPES, LONGITUDINAL SLOPES AND SPOT ELEVATIONS ON A 10-FOOT GRID AFTER FINISH GRADING AND FINISH SURFACING IS COMPLETE. CORRECT ANY IRREGULARITIES FOUND AND RESURVEY CORRECTED AREAS TO DOCUMENT CONFORMANCE. SUBMIT CONFORMANCE SURVEYING OF ACCESSIBLE ROUTE TO ARCHITECT AND INCLUDE AS PART OF RECORD DRAWINGS.

ONLY THE ORIGINAL, SIGNED HARD COPY OF THIS DRAWING CONSTITUTES CARDUCCI & ASSOCIATES, INC. PROFESSIONAL WORK PRODUCT. ELECTRONIC COPIES DO NOT CONTAIN CARDUCCI & ASSOCIATES, INC. SEAL NOR ARE RESPONSIBLE FOR ANY MODIFICATIONS MADE TO THIS DRAWING ELECTRONIC OR OTHERWISE. THIS IS NOT CERTIFIED BY CARDUCCI & ASSOCIATES, INC.

IF THE CONTRACTOR ENCOUNTERS ERRORS OR DISCREPANCIES ON THE DRAWINGS, OR SITE CONDITIONS WHICH PREVENT OR DELAY THE COMPLETION OF WORK AS INDICATED, THE CONTRACTOR SHALL NOTIFY THE OWNER AND LANDSCAPE ARCHITECT BY THE TIME OF BID OF ALL SUCH ERRORS, DISCREPANCIES AND CONDITIONS. THE CONTRACTOR SHALL TREAT ANY AND ALL THE LANDSCAPE ARCHITECT AND THE OWNER HARMLESS FROM CONSEQUENTIAL DAMAGES DUE TO ANY CONDITIONS, ERRORS, DISCREPANCIES OR OMISSIONS AT THE TIME OF BID.

QUATTROCCHI KWOK ARCHITECTS
Main:
636 Fifth Street, Santa Rosa, CA 95404
East Bay:
55 Harrison Street, Suite 525,
Oakland, CA 94607
(707) 576-0829

LICENSED ARCHITECT
AARON JOBSON
LICENSE # C30620
EXP OCTOBER 31, 2023
STATE OF CALIFORNIA

SIGNED: MONTH DAY, 2021

Gensler
45 Fremont Street
Suite 1500
San Francisco, CA 94105
United States
Tel 415.433.3700
Fax 415.836.4599

CARDUCCI ASSOCIATES
555 BEACH STREET FOURTH FLOOR
SAN FRANCISCO, CA 94133
www.carducciassociates.com

© 2021 CARDUCCI ASSOCIATES, INC.

LICENSED LANDSCAPE ARCHITECT
AARON JOBSON
LICENSE NO. 5559
8.31.2023
12.17.2021
STATE OF CALIFORNIA

GAVILAN COLLEGE

NEW COLLEGE CAMPUS

505 FAIRVIEW ROAD
HOLLISTER, CA 95023

GAVILAN JOINT COMMUNITY COLLEGE DISTRICT

DSA APP NO. 01-119906
ARCH PROJECT NO: 1897.00
DRAWN BY:
DRAWING SCALE:
PTN: 43-C4 FILE NO: N/A

DSA SUBMITTAL
FEBRUARY 4, 2022

SHEET TITLE

LAYOUT LEGEND

SHEET NUMBER

L03.00

1/28/2022 1:49 PM

PLAN

NOTE: SEE SHEET L03.00 FOR LEGEND AND NOTES

0 20 40 FEET NORTH

811 Know what's below. Call 811 before you dig.

1/28/2022 1:49 PM

ONLY THE ORIGINAL, SIGNED HARD COPY OF THIS DRAWING CONSTITUTES CARDUCCI & ASSOCIATES, INC. PROFESSIONAL WORK PRODUCT. ELECTRONIC COPIES DO NOT CONTAIN CARDUCCI & ASSOCIATES, INC. ENGINEERING CALCULATIONS, SPECIFICATIONS, OR STRUCTURAL DETAILS. THIS DRAWING ELECTRONIC OR PHOTOMAGE, THAT IS NOT SIGNED BY CARDUCCI & ASSOCIATES, INC. IS NOT AN OFFICIAL DOCUMENT.

IF THE CONTRACTOR ENCOUNTERS ERRORS OR DISCREPANCIES ON THE DRAWINGS, OR SITE CONDITIONS WHICH PREVENT OR DELAY THE COMPLETION OF WORK AS INDICATED, THE CONTRACTOR SHALL NOTIFY THE OWNER AND LANDSCAPE ARCHITECT BY THE TIME OF BID OF ALL SUCH ERRORS, DISCREPANCIES AND DEFICIENCIES. THE CONTRACTOR SHALL FAMILIARIZE HIMSELF WITH THE OWNER'S WARRANTIES, AND THE OWNER'S WARRANTIES SHALL BE FOLLOWED. ANY DEVIATIONS FROM THE DRAWINGS OR SPECIFICATIONS WITHOUT PRIOR WRITTEN APPROVAL FROM THE LANDSCAPE ARCHITECT SHALL VOID THE WARRANTIES OF THE LANDSCAPE ARCHITECT. THE CONTRACTOR SHALL ASSUME ALL RESPONSIBILITY AND LIABILITY FOR ANY DEVIATIONS FROM THE DRAWINGS OR SPECIFICATIONS WITHOUT PRIOR WRITTEN APPROVAL FROM THE LANDSCAPE ARCHITECT.

QUATTROCCHI KWOK ARCHITECTS
Main:
636 Fifth Street, Santa Rosa, CA 95404
East Bay:
55 Harrison Street, Suite 525,
Oakland, CA 94607
(707) 576-0829

LICENSED ARCHITECT
AARON JOBSON
LICENSE # C30620
EXP OCTOBER 31, 2023
STATE OF CALIFORNIA

SIGNED: MONTH DAY, 2021

Gensler
45 Fremont Street
Suite 1500
San Francisco, CA 94105
United States
Tel 415.433.3700
Fax 415.836.4599

CARDUCCI ASSOCIATES
555 BEACH STREET FOURTH FLOOR
SAN FRANCISCO, CA 94133
www.carducciassociates.com

© 2021 CARDUCCI ASSOCIATES, INC.

LANDSCAPE ARCHITECT
8.31.2023
12.17.2021
STATE OF CALIFORNIA

GAVILAN COLLEGE

NEW COLLEGE CAMPUS

505 FAIRVIEW ROAD
HOLLISTER, CA 95023

GAVILAN JOINT COMMUNITY COLLEGE DISTRICT

DSA APP NO.	01-119906
ARCH PROJECT NO:	1897.00
DRAWN BY:	
DRAWING SCALE:	
PTN: 43-C4	FILE NO: N/A

DSA SUBMITTAL

FEBRUARY 4, 2022

SHEET TITLE

LAYOUT PLAN

SHEET NUMBER

L03.01



PLAN

NOTE: SEE SHEET L03.00 FOR LEGEND AND NOTES

0 20 40 FEET

NORTH

811 Know what's below. Call 811 before you dig.

1/28/2022 1:50 PM

ONLY THE ORIGINAL, SIGNED HARD COPY OF THIS DRAWING CONSTITUTES CARDUCCI & ASSOCIATES, INC. PROFESSIONAL WORK PRODUCT. ELECTRONIC COPIES DO NOT BEAR CARDUCCI & ASSOCIATES, INC. WILL NOT BE RESPONSIBLE FOR ANY AND ALL CHANGES TO THIS DRAWING, ELECTRONIC OR OTHERWISE, THAT HAVE EVENED BY CARDUCCI & ASSOCIATES, INC.

IF THE CONTRACTOR ENCOUNTERS ERRORS OR DISCREPANCIES ON THE DRAWINGS, OR SITE CONDITIONS WHICH PREVENT OR DELAY THE COMPLETION OF WORK AS INDICATED, THE CONTRACTOR SHALL NOTIFY THE OWNER AND LANDSCAPE ARCHITECT BY THE TIME OF BID OF ALL SUCH ERRORS, DISCREPANCIES AND CONDITIONS. THE CONTRACTOR SHALL ASSUME RESPONSIBILITY FOR ANY ERRORS, DISCREPANCIES OR OMISSIONS AT THE TIME OF BID.

QUATTROCCHI KWOK ARCHITECTS
Main:
636 Fifth Street, Santa Rosa, CA 95404
East Bay:
55 Harrison Street, Suite 525,
Oakland, CA 94607
(707) 576-0829

LICENSED ARCHITECT
AARON JOBSON
LICENSE # C30620
EXP OCTOBER 31, 2023
STATE OF CALIFORNIA

SIGNED: MONTH DAY, 2021

Gensler
45 Fremont Street
Suite 1500
San Francisco, CA 94105
United States
Tel 415.433.3700
Fax 415.836.4599

CARDUCCI ASSOCIATES
555 BEACH STREET FOURTH FLOOR
SAN FRANCISCO, CA 94133
www.carducciassociates.com

© 2021 CARDUCCI ASSOCIATES, INC.

LICENSED LANDSCAPE ARCHITECT
8.31.2023
12.17.2021
STATE OF CALIFORNIA

GAVILAN COLLEGE

NEW COLLEGE CAMPUS

505 FAIRVIEW ROAD
HOLLISTER, CA 95023

GAVILAN JOINT COMMUNITY COLLEGE DISTRICT

DSA APP NO. 01-119906

ARCH PROJECT NO: 1897.00
DRAWN BY:
DRAWING SCALE:
PTN: 43-C4 FILE NO: N/A

DSA SUBMITTAL

FEBRUARY 4, 2022

SHEET TITLE

LAYOUT PLAN

SHEET NUMBER

L03.02

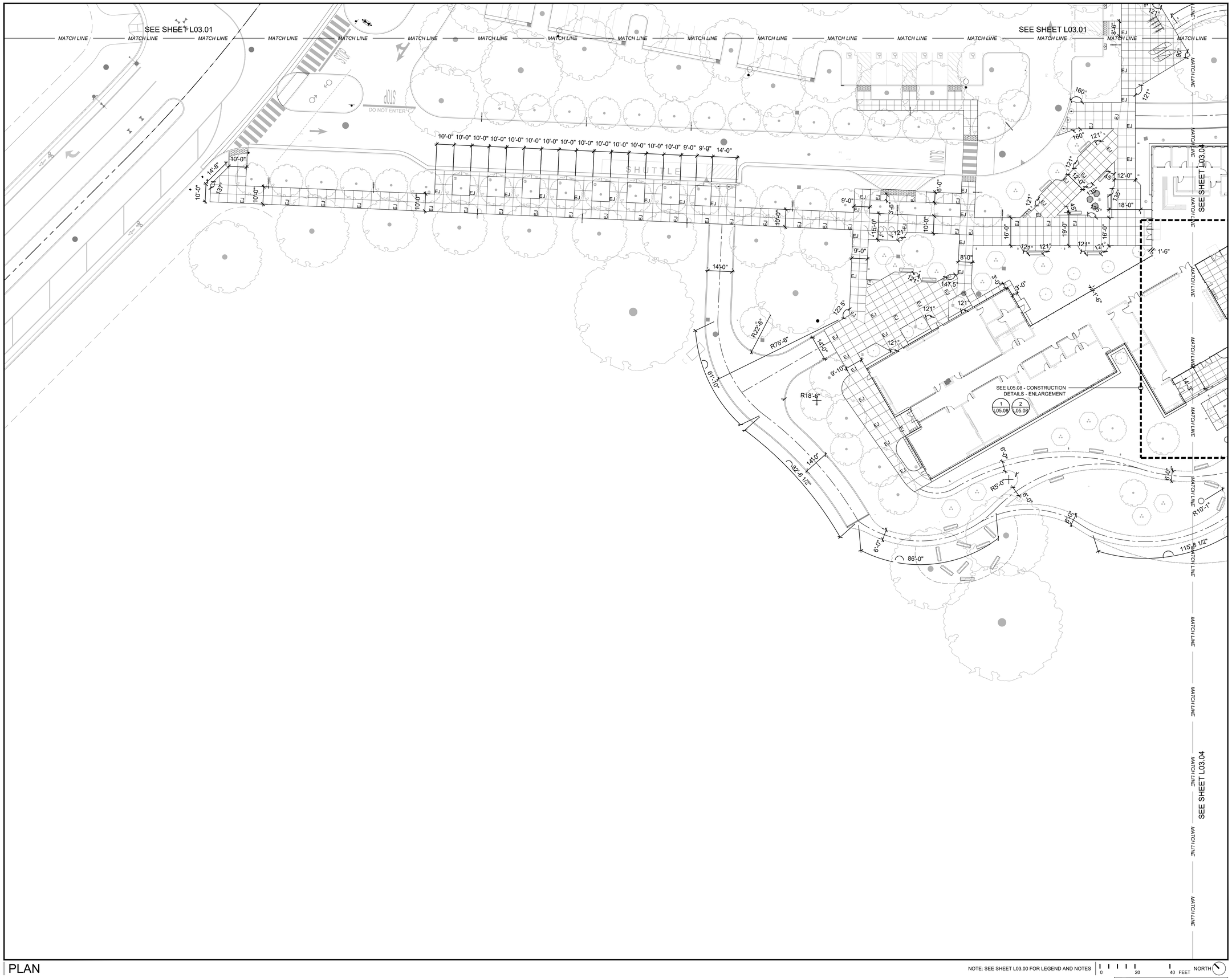

PLAN

NOTE: SEE SHEET L03.00 FOR LEGEND AND NOTES

0 20 40 FEET NORTH

811 Know what's below. Call 811 before you dig.

1/28/2022 1:50 PM

ONLY THE ORIGINAL, SIGNED HARD COPY OF THIS DRAWING CONSTITUTES CARDUCCI & ASSOCIATES, INC. PROFESSIONAL WORK PRODUCT. ELECTRONIC COPIES DO NOT CONTAIN CARDUCCI & ASSOCIATES, INC. SEAL OR SIGNATURE AND ARE NOT RESPONSIBLE OR ANY INSERTS OR CHANGES MADE TO THIS DRAWING ELECTRONICALLY BY PERSONS THAT ARE NOT EMPLOYED BY CARDUCCI & ASSOCIATES, INC.

IF THE CONTRACTOR ENCOUNTERS ERRORS OR DISCREPANCIES ON THE DRAWINGS, OR SITE CONDITIONS WHICH PREVENT OR DELAY THE COMPLETION OF WORK AS INDICATED, THE CONTRACTOR SHALL NOTIFY THE OWNER AND LANDSCAPE ARCHITECT BY THE TIME OF BID OF ALL SUCH ERRORS, DISCREPANCIES & INTERFERENCES & RESOLUTION. THE CONTRACTOR SHALL INDEMNIFY AND HOLD THE LANDSCAPE ARCHITECT AND THE OWNER HARMLESS FOR ANY CONSTRUCTION DELAYS, CHANGE ORDERS OR WTD CONDITIONS, ERRORS, DISCREPANCIES OR DIMENSIONS AT THE TIME OF BID.

QUATTROCCHI KWOK ARCHITECTS
Main:
636 Fifth Street, Santa Rosa, CA 95404
East Bay:
55 Harrison Street, Suite 525,
Oakland, CA 94607
(707) 576-0829

LICENSED ARCHITECT
AARON JOBSON
LICENSE # C30620
EXP OCTOBER 31, 2023
STATE OF CALIFORNIA

SIGNED: MONTH DAY, 2021

Gensler
45 Fremont Street
Suite 1500
San Francisco, CA 94105
United States
Tel 415.433.3700
Fax 415.836.4599

CARDUCCI ASSOCIATES
555 BEACH STREET FOURTH FLOOR
SAN FRANCISCO, CA 94133
www.carducciassociates.com

© 2021 CARDUCCI ASSOCIATES, INC.

LANDSCAPE ARCHITECT
AARON JOBSON
8.31.2023
STATE OF CALIFORNIA
12.17.2021

GAVILAN COLLEGE

NEW COLLEGE CAMPUS

505 FAIRVIEW ROAD
HOLLISTER, CA 95023

GAVILAN JOINT COMMUNITY COLLEGE DISTRICT

DSA APP NO. 01-119906

ARCH PROJECT NO: 1897.00

DRAWN BY:

DRAWING SCALE:

PTN: 43-C4 FILE NO: N/A

DSA SUBMITTAL

FEBRUARY 4, 2022

SHEET TITLE

LAYOUT PLAN

SHEET NUMBER

L03.03

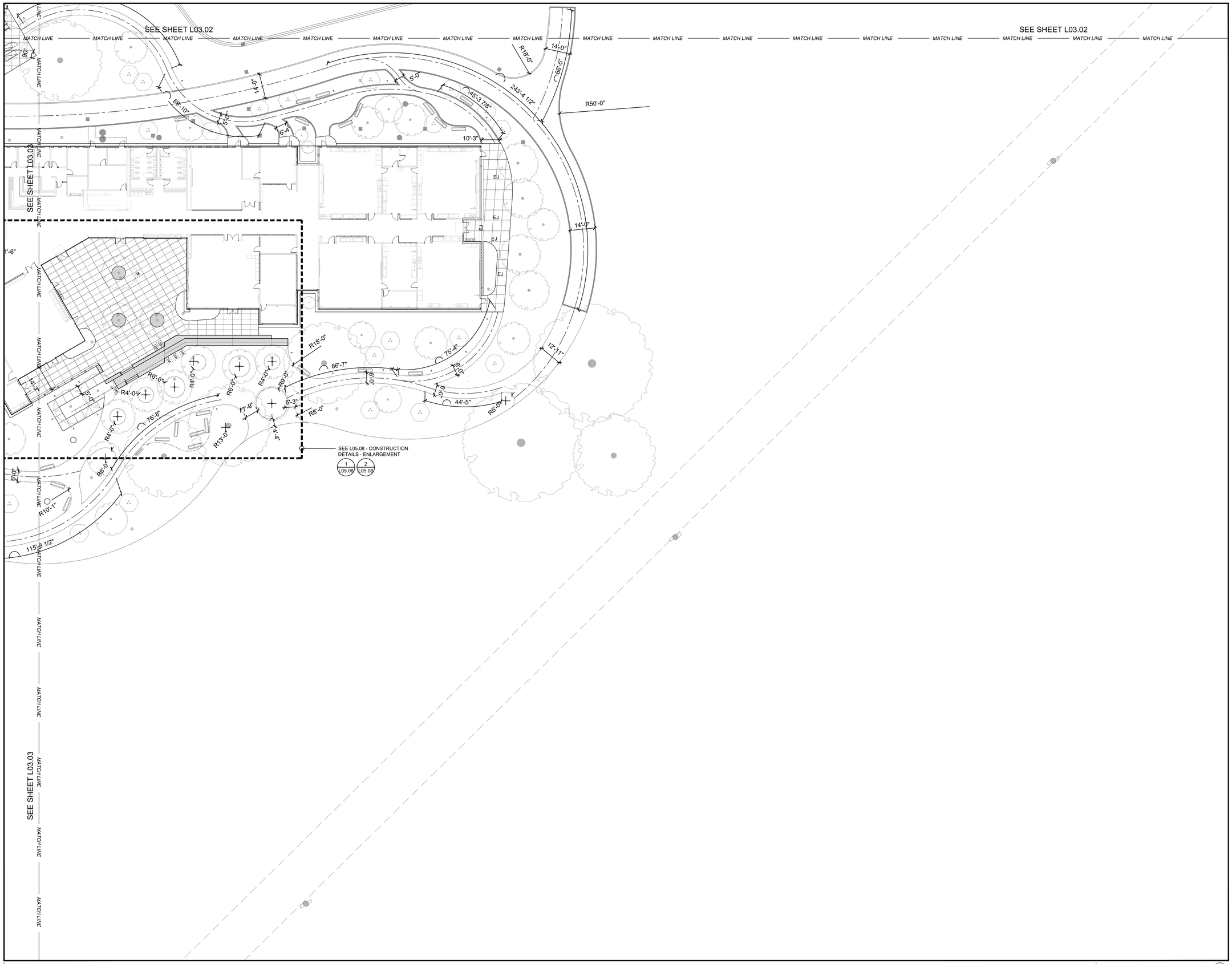

PLAN

NOTE: SEE SHEET L03.00 FOR LEGEND AND NOTES

0 20 40 FEET NORTH

811 Know what's below. Call 811 before you dig.

1/28/2022 1:50 PM

ONLY THE ORIGINAL, SIGNED HARD COPY OF THIS DRAWING CONSTITUTES CARDUCCI & ASSOCIATES, INC. PROFESSIONAL WORK PRODUCT. ELECTRONIC COPIES DO NOT REPRODUCE THE ORIGINAL WORK OF CARDUCCI & ASSOCIATES, INC. CARDUCCI & ASSOCIATES, INC. WILL NOT BE RESPONSIBLE FOR ANY MODIFICATIONS MADE TO THIS DRAWING ELECTRONICALLY OTHERWISE THAN THOSE THAT CARRIED BY CARDUCCI & ASSOCIATES, INC.

IF THE CONTRACTOR ENCOUNTERS ERRORS OR DISCREPANCIES ON THE DRAWINGS, OR SITE CONDITIONS WHICH PREVENT OR DELAY THE COMPLETION OF WORK AS INDICATED, THE CONTRACTOR SHALL NOTIFY THE OWNER AND LANDSCAPE ARCHITECT BY THE TIME OF BID OF ALL SUCH ERRORS, DISCREPANCIES AND CONDITIONS. THE CONTRACTOR SHALL ASSUME RESPONSIBILITY FOR ANY CONDITIONS, ERRORS, DISCREPANCIES OR DIMENSIONS AT THE TIME OF BID.

QUATTROCCHI KWOK ARCHITECTS
Main:
636 Fifth Street, Santa Rosa, CA 95404
East Bay:
55 Harrison Street, Suite 525,
Oakland, CA 94607
(707) 576-0829

LICENSED ARCHITECT
AARON JOBSON
LICENSE # C30620
EXP OCTOBER 31, 2023
STATE OF CALIFORNIA

SIGNED: MONTH DAY, 2021

Gensler
45 Fremont Street
Suite 1500
San Francisco, CA 94105
United States
Tel 415.433.3700
Fax 415.836.4599

CARDUCCI ASSOCIATES
555 BEACH STREET FOURTH FLOOR
SAN FRANCISCO, CA 94133
www.carducciassociates.com

© 2021 CARDUCCI ASSOCIATES, INC.

LANDSCAPE ARCHITECT
AARON JOBSON
8.31.2023
12.17.2021
STATE OF CALIFORNIA

GAVILAN COLLEGE

NEW COLLEGE CAMPUS

505 FAIRVIEW ROAD
HOLLISTER, CA 95023

GAVILAN JOINT COMMUNITY COLLEGE DISTRICT

DSA APP NO. 01-119906

ARCH PROJECT NO: 1897.00

DRAWN BY:

DRAWING SCALE:

PTN: 43-C4 FILE NO: N/A

DSA SUBMITTAL

FEBRUARY 4, 2022

SHEET TITLE

LAYOUT PLAN

SHEET NUMBER

L03.04

DRAINAGE LEGEND

SYMBOL	DESCRIPTION
	PERFORATED PIPE SERIES
—P—P—P—	PERFORATED PIPE: 7 / L10.01
CO	CLEAN OUT: CHRISTY V01 BOX, F08 BOX WITH SOLID CAST IRON LID (F08C) OR CAST IRON GRATE (V01-71C) 7 / L10.01

SITE LEGEND

SYMBOL	DESCRIPTION
	(E) CONDITIONS, SEE TOPOGRAPHIC SURVEY
	PROPERTY LINE
LOW	LIMIT OF WORK
	ENLARGEMENT

LANDSCAPE GRADING LEGEND

SYMBOL	DESCRIPTION	
203.38	(E) SPOT ELEVATION	SEE TOPOGRAPHIC SURVEY
435	(E) CONTOUR	
P452.64	SPOT ELEVATION, SEE CIVIL DWGS	SEE CIVIL DWGS
TP	TOP OF PAVING	
ST	FINISH GRADE OF SYNTHETIC TURF	
FG	FINISH GRADE	
HP	HIGH POINT	
CONFORM	CONFORM TO EXISTING GRADE	
RIM	RIM ELEVATION	
INV	INVERT ELEVATION	
3:1	MAX RISE IN ONE FOOT	
	GRADE BREAK	
1.1%	SLOPE TO DRAIN	
	SWALE CENTER LINE	

ACCESSIBLE ROUTE NOTES

1. BARRIER FREE ACCESS ROUTE WITH FOLLOWING CHARACTERISTICS:
   - A. LESS THAN 1:20 MAXIMUM SLOPE WITHOUT RAMP
   - B. LESS THAN 1:50 MAXIMUM CROSS SLOPE
   - C. NO ABRUPT CHANGES IN LEVEL
   - D. 48" MIN CLEAR IN WIDTH
   - E. NON-SLIP SURFACE
   - F. ACCESSIBLE ROUTE SHALL HAVE NO ABRUPT VERTICAL CHANGES EXCEEDING 1/2" AT 1:2 MAXIMUM SLOPE, EXCEPT THAT LEVEL CHANGES DO NOT EXCEED 1/4".
   - G. CONTRACTOR TO VERIFY THAT ALL BARRIERS IN THE ACCESSIBLE ROUTE HAVE BEEN REMOVED OR WILL BE REMOVED IN THIS PROJECT, & THAT ACCESSIBLE ROUTE COMPLIES WITH CBC 1133B.
2. CONSTRUCT ALL PAVED AREAS TO DRAIN
3. CONFORMANCE SURVEYING OF ACCESSIBLE ROUTE: THE CONTRACTOR SHALL PERFORM A CONFORMANCE SURVEY OF THE ACCESSIBLE ROUTE SHOWING CROSS SLOPES, LONGITUDINAL SLOPES AND SPOT ELEVATIONS ON A 10-FOOT GRID AFTER FINISH GRADING AND FINISH SURFACING IS COMPLETE. CORRECT ANY IRREGULARITIES FOUND AND RESURVEY CORRECTED AREAS TO DOCUMENT CONFORMANCE. SUBMIT CONFORMANCE SURVEYING OF ACCESSIBLE ROUTE TO ARCHITECT AND INCLUDE AS PART OF RECORD DRAWINGS.

ONLY THE ORIGINAL, SIGNED HARD COPY OF THIS DRAWING CONSTITUTES CARDUCCI & ASSOCIATES, INC. PROFESSIONAL WORK PRODUCT. ELECTRONIC COPIES DO NOT CONTAIN CARDUCCI & ASSOCIATES, INC. WILL NOT BE RESPONSIBLE FOR ANY ALTERATIONS MADE TO THIS DRAWING. ELECTRONIC COPIES OTHERWISE THAN THE HARD COPY ISSUED BY CARDUCCI & ASSOCIATES, INC.

IF THE CONTRACTOR ENCOUNTERS ERRORS OR DISCREPANCIES ON THE DRAWINGS, OR SITE CONDITIONS WHICH PREVENT OR DELAY THE COMPLETION OF WORK AS INDICATED, THE CONTRACTOR SHALL NOTIFY THE OWNER AND LANDSCAPE ARCHITECT BY THE TIME OF BID OF ALL SUCH ERRORS, DISCREPANCIES AND CONDITIONS. THE CONTRACTOR SHALL ASSUME RESPONSIBILITY FOR ANY CONDITIONS, ERRORS, DISCREPANCIES OR OMISSIONS AT THE TIME OF BID.

QUATTROCCHI KWOK ARCHITECTS
Main:
636 Fifth Street, Santa Rosa, CA 95404
East Bay:
55 Harrison Street, Suite 525,
Oakland, CA 94607
(707) 576-0829

LICENSED ARCHITECT
AARON JOBSON
LICENSE # C30620
EXP OCTOBER 31, 2023
STATE OF CALIFORNIA

SIGNED: MONTH DAY, 2021

Gensler
45 Fremont Street
Suite 1500
San Francisco, CA 94105
United States
Tel 415.433.3700
Fax 415.836.4599

CARDUCCI ASSOCIATES
555 BEACH STREET FOURTH FLOOR
SAN FRANCISCO, CA 94133
www.carducciassociates.com

© 2021 CARDUCCI ASSOCIATES, INC.

LICENSED LANDSCAPE ARCHITECT
8.31.2023
12.17.2021
STATE OF CALIFORNIA

GAVILAN COLLEGE

NEW COLLEGE CAMPUS

505 FAIRVIEW ROAD
HOLLISTER, CA 95023

GAVILAN JOINT COMMUNITY COLLEGE DISTRICT

DSA APP NO. 01-119906

ARCH PROJECT NO: 1897.00
DRAWN BY:
DRAWING SCALE:
PTN: 43-C4 FILE NO: N/A

DSA SUBMITTAL

FEBRUARY 4, 2022

SHEET TITLE

LANDSCAPE DRAINAGE & FINE GRADING LEGEND

SHEET NUMBER

L04.00

1/28/2022 1:50 PM

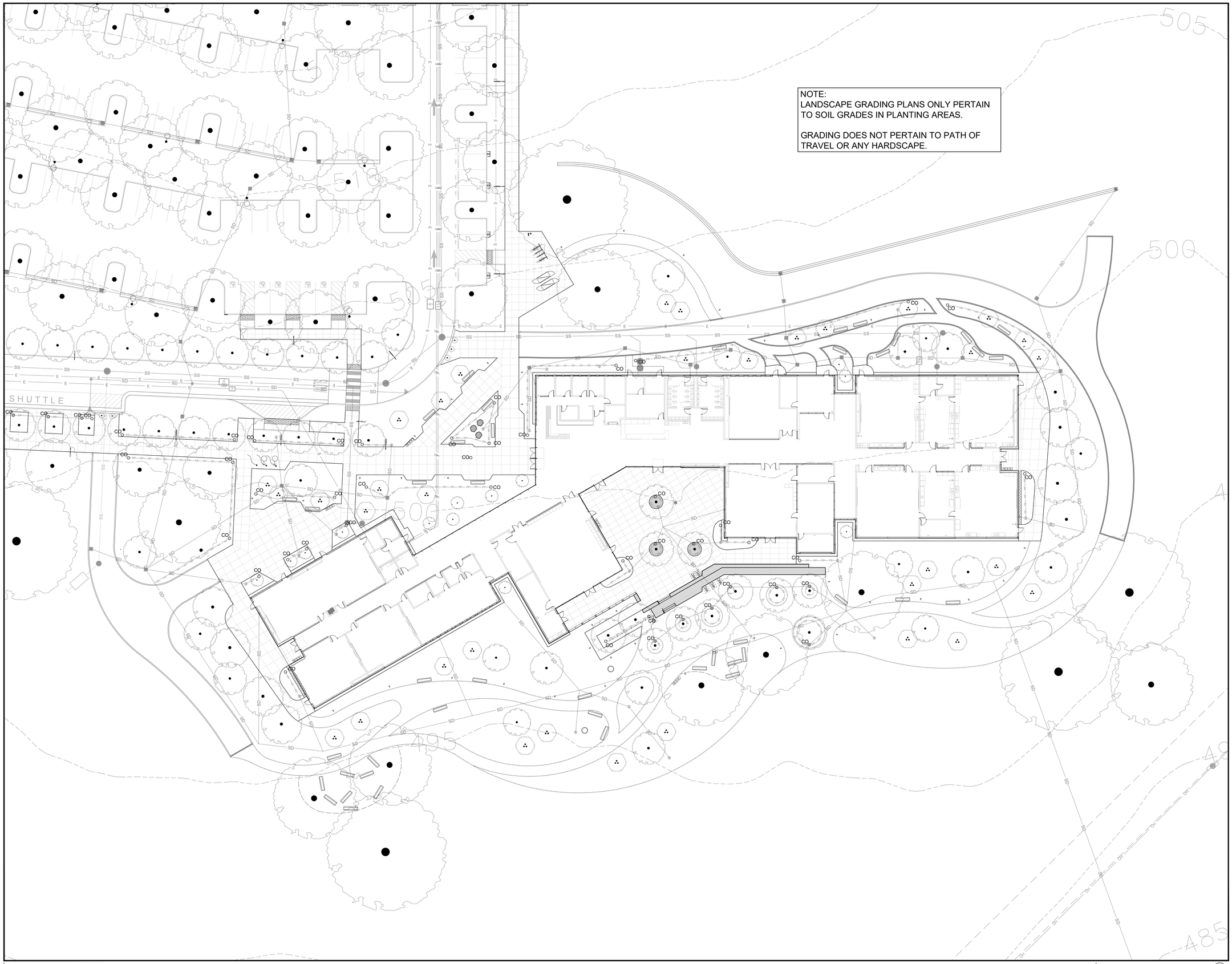

PLAN

NOTE: SEE SHEET L04.00 FOR LEGEND AND NOTES

0 20 40 FEET NORTH

811 Know what's below. Call 811 before you dig.

1/28/2022 1:50 PM

ONLY THE ORIGINAL, SIGNED HARD COPY OF THIS DRAWING CONSTITUTES CARDUCCI & ASSOCIATES, INC. PROFESSIONAL WORK PRODUCT. ELECTRONIC COPIES DO NOT CONTAIN ALL DRAWING INFORMATION, NOR ARE THEY THE RESPONSIBILITY OF CARDUCCI & ASSOCIATES, INC. ANY ALTERATIONS MADE TO THIS DRAWING ELECTRONICALLY OR OTHERWISE, WHICH IS NOT CONDUCTED BY CARDUCCI & ASSOCIATES, INC.

IF THE CONTRACTOR ENCOUNTERS ERRORS OR DISCREPANCIES ON THE DRAWINGS, OR SITE CONDITIONS WHICH PREVENT OR DELAY THE COMPLETION OF WORK AS INDICATED, THE CONTRACTOR SHALL NOTIFY THE OWNER AND LANDSCAPE ARCHITECT BY THE TIME OF BID OF ALL SUCH DISCREPANCIES, ERRORS AND CONDITIONS. THE CONTRACTOR SHALL ASSUMED THE LANDSCAPE ARCHITECT HAS ALTERED THE DRAWING WHICH PRESENTS THE DISCREPANCIES OR OMISSIONS AT THE TIME OF BID.

QUATTROCCHI KWOK ARCHITECTS
Main:
636 Fifth Street, Santa Rosa, CA 95404
East Bay:
55 Harrison Street, Suite 525,
Oakland, CA 94607
(707) 576-0829

LICENSED ARCHITECT
AARON JOBSON
LICENSE # C30620
EXP OCTOBER 31, 2023
STATE OF CALIFORNIA

SIGNED: MONTH DAY, 2021

Gensler
45 Fremont Street
Suite 1500
San Francisco, CA 94105
United States
Tel 415.433.3700
Fax 415.836.4599

CARDUCCI ASSOCIATES
555 BEACH STREET FOURTH FLOOR
SAN FRANCISCO, CA 94133
www.carducciassociates.com

© 2021 CARDUCCI ASSOCIATES, INC.

LICENSED LANDSCAPE ARCHITECT
AARON JOBSON
8.31.2023
12.17.2021
STATE OF CALIFORNIA

GAVILAN COLLEGE

NEW COLLEGE CAMPUS

505 FAIRVIEW ROAD
HOLLISTER, CA 95023

GAVILAN JOINT COMMUNITY COLLEGE DISTRICT

DSA APP NO. 01-119906

ARCH PROJECT NO:	1897.00
DRAWN BY:	
DRAWING SCALE:	
PTN: 43-C4	FILE NO: N/A

DSA SUBMITTAL

FEBRUARY 4, 2022

SHEET TITLE

LANDSCAPE FINE GRADING PLAN

SHEET NUMBER

L04.01

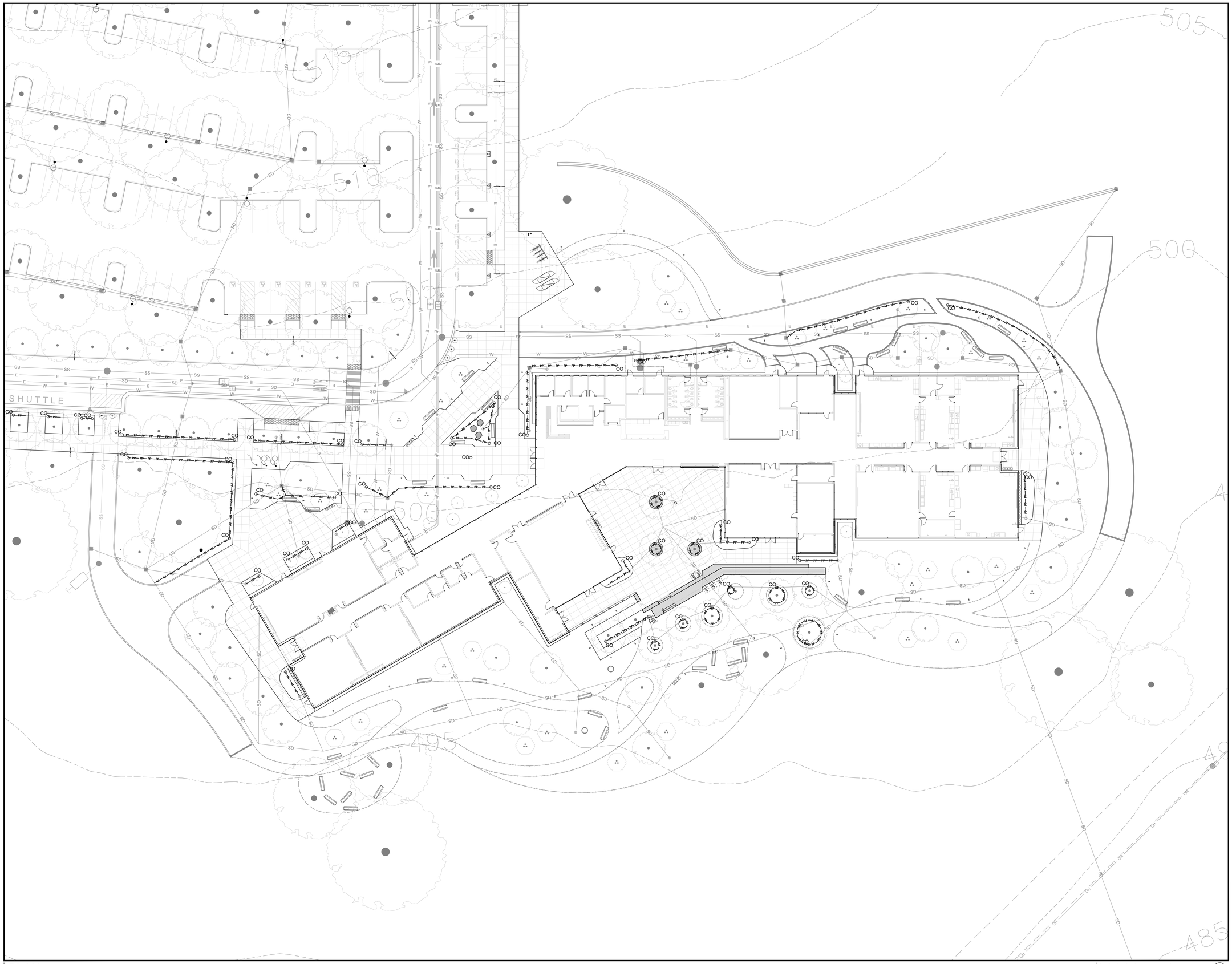

PLAN

NOTE: SEE SHEET L04.00 FOR LEGEND AND NOTES

0 20 40 FEET NORTH

811 Know what's below. Call 811 before you dig.

1/28/2022 1:51 PM

ONLY THE ORIGINAL, SIGNED HARD COPY OF THIS DRAWING CONSTITUTES CARDUCCI & ASSOCIATES, INC. PROFESSIONAL WORK PRODUCT. ELECTRONIC COPIES DO NOT CONTAIN CARDUCCI & ASSOCIATES, INC.'S SEAL AND SIGNATURE AND ARE NOT THE PROFESSIONAL WORK PRODUCT OF CARDUCCI & ASSOCIATES, INC. CARDUCCI & ASSOCIATES, INC. WILL NOT BE RESPONSIBLE FOR ANY MODIFICATIONS MADE TO THIS DRAWING ELECTRONICALLY OR OTHERWISE. THIS IS NOT CERTIFIED BY CARDUCCI & ASSOCIATES, INC.

IF THE CONTRACTOR ENCOUNTERS ERRORS OR DISCREPANCIES ON THE DRAWINGS, OR SITE CONDITIONS WHICH PREVENT OR DELAY THE COMPLETION OF WORK AS INDICATED, THE CONTRACTOR SHALL NOTIFY THE OWNER AND LANDSCAPE ARCHITECT BY THE TIME OF BID OF ALL SUCH DISCREPANCIES, ERRORS, OR CONDITIONS. THE CONTRACTOR SHALL ASSUMED THE LANDSCAPE ARCHITECT HAS THE STANDARD HANDLING OF INTERCONDITIONS FOR THE WORK THE NAMED WORK. DAMAGE BECAUSE OF INTERCONDITIONAL ERRORS, DISCREPANCIES OR OMISSIONS AT THE TIME OF BID.

QUATTROCCHI KWOK ARCHITECTS
Main:
636 Fifth Street, Santa Rosa, CA 95404
East Bay:
55 Harrison Street, Suite 525,
Oakland, CA 94607
(707) 576-0829

LICENSED ARCHITECT
AARON JOBSON
LICENSE # C30620
EXP OCTOBER 31, 2023
STATE OF CALIFORNIA

SIGNED: MONTH DAY, 2021

Gensler
45 Fremont Street
Suite 1500
San Francisco, CA 94105
United States
Tel 415.433.3700
Fax 415.836.4599

CARDUCCI ASSOCIATES
555 BEACH STREET FOURTH FLOOR
SAN FRANCISCO, CA 94133
www.carducciassociates.com

© 2021 CARDUCCI ASSOCIATES, INC.

LICENSED LANDSCAPE ARCHITECT
8.31.2023
12.17.2021
STATE OF CALIFORNIA

GAVILAN COLLEGE

NEW COLLEGE CAMPUS

505 FAIRVIEW ROAD
HOLLISTER, CA 95023

GAVILAN JOINT COMMUNITY COLLEGE DISTRICT

DSA APP NO. 01-119906

ARCH PROJECT NO: 1897.00

DRAWN BY:

DRAWING SCALE:

PTN: 43-C4 FILE NO: N/A

DSA SUBMITTAL

FEBRUARY 4, 2022

SHEET TITLE

LANDSCAPE DRAINAGE PLAN

SHEET NUMBER

L04.02

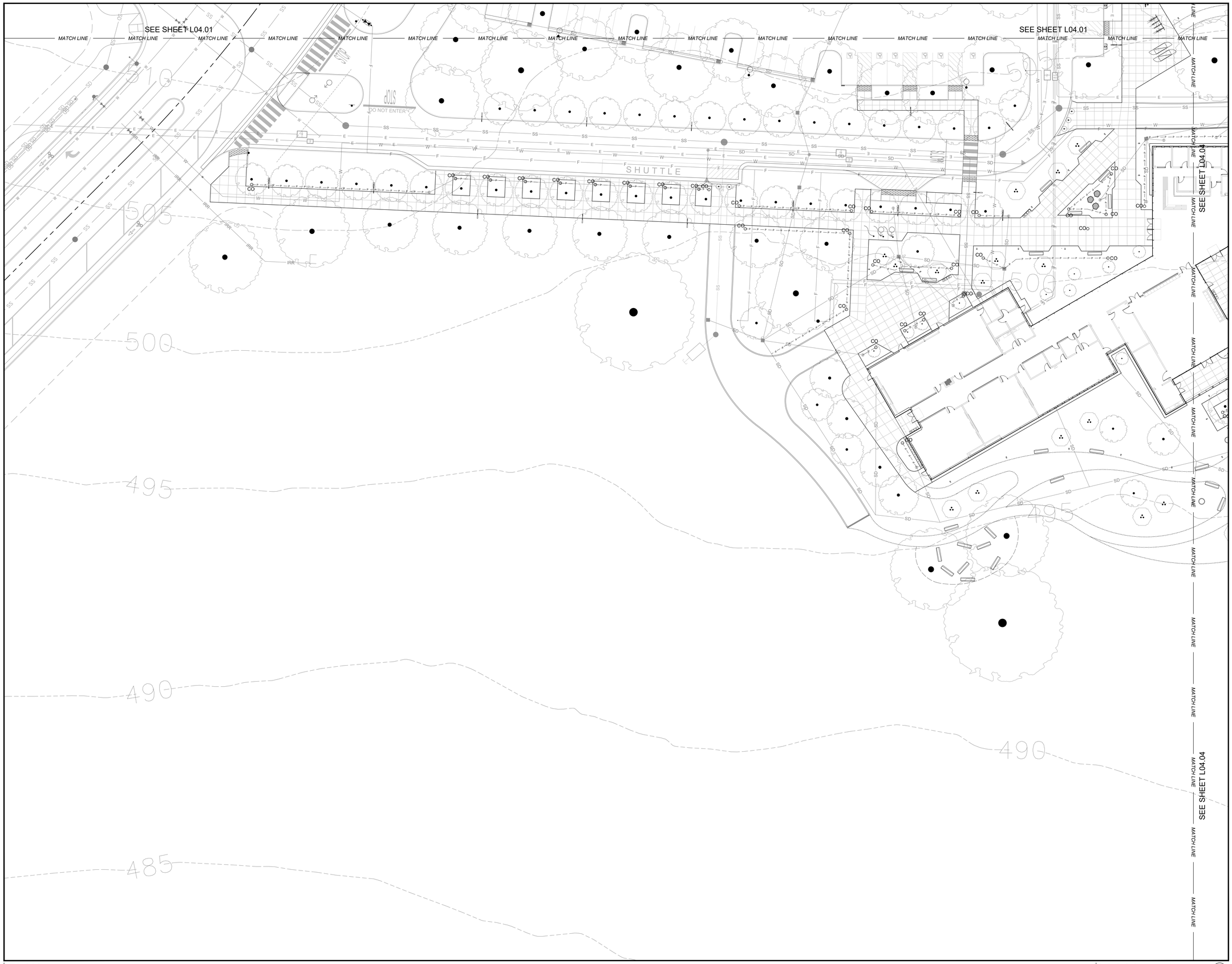

PLAN

NOTE: SEE SHEET L04.00 FOR LEGEND AND NOTES

0 20 40 FEET

NORTH

811 Know what's below. Call 811 before you dig.

1/28/2022 1:51 PM

ONLY THE ORIGINAL, SIGNED HARD COPY OF THIS DRAWING CONSTITUTES CARDUCCI & ASSOCIATES, INC. PROFESSIONAL WORK PRODUCT. ELECTRONIC COPIES DO NOT CONTAIN CARDUCCI & ASSOCIATES, INC. SEAL NOR ARE THEY CONSIDERED AS CONTAINING ALL OF THE INFORMATION INTENDED OR REQUIRED. THE CONTRACTOR SHALL NOTIFY THE OWNER AND LANDSCAPE ARCHITECT BY THE TIME OF BID OF ALL SITE CONDITIONS WHICH PREVENT OR DELAY THE COMPLETION OF WORK AS INDICATED. THE CONTRACTOR SHALL NOTIFY THE OWNER AND LANDSCAPE ARCHITECT BY THE TIME OF BID OF ALL ERRORS, INCONSISTENCIES AND OMISSIONS AT THE TIME OF BID.

QUATTROCCHI KWOK ARCHITECTS
Main:
636 Fifth Street, Santa Rosa, CA 95404
East Bay:
55 Harrison Street, Suite 525,
Oakland, CA 94607
(707) 576-0829

LICENSED ARCHITECT
AARON JOBSON
LICENSE # C30620
EXP OCTOBER 31, 2023
STATE OF CALIFORNIA

SIGNED: MONTH DAY, 2021

Gensler
45 Fremont Street
Suite 1500
San Francisco, CA 94105
United States
Tel 415.433.3700
Fax 415.836.4599

CARDUCCI ASSOCIATES
555 BEACH STREET FOURTH FLOOR
SAN FRANCISCO, CA 94133
www.carducciassociates.com

© 2021 CARDUCCI ASSOCIATES, INC.

LICENSED LANDSCAPE ARCHITECT
8.31.2023
DATE
12.17.2021
STATE OF CALIFORNIA

GAVILAN COLLEGE

NEW COLLEGE CAMPUS

505 FAIRVIEW ROAD
HOLLISTER, CA 95023

GAVILAN JOINT COMMUNITY COLLEGE DISTRICT

DSA APP NO. 01-119906

ARCH PROJECT NO: 1897.00
DRAWN BY:
DRAWING SCALE:
PTN: 43-C4 FILE NO: N/A

DSA SUBMITTAL
FEBRUARY 4, 2022

SHEET TITLE

LANDSCAPE DRAINAGE PLAN

SHEET NUMBER

L04.03

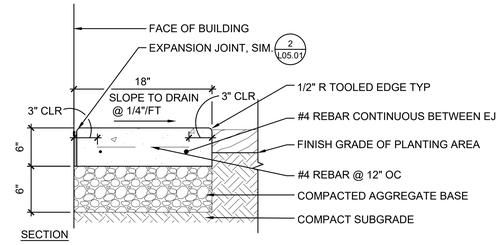

SECTION

NOTE:
1. LOCATE EJ'S AT POINTS OF TANGENCIES AT EQUAL SPACES, NOT TO EXCEED 20' O.C. EQUALLY SPACED SCORE JOINTS BETWEEN EJ'S.
2. MEDIUM BROOM NON-SLIP FINISH.

6 CONCRETE BAND AT BUILDING
SCALE: 1 1/2" = 1'

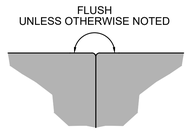

ACCESSIBLE ROUTE & PEDESTRIAN SURFACE TRANSITION

NOTES:
1. SURFACE TRANSITION AT ACCESSIBLE ROUTE AS INDICATED ON ARCHITECTURAL DRAWINGS IS A BARRIER FREE ACCESS ROUTE WILL NOT HAVE ANY ABRUPT VERTICAL CHANGES EXCEEDING 1/4" MAXIMUM. VERTICAL CHANGE BETWEEN 1/4" & 1/2"
2. REQUIRE A BEVELED EDGE 1:2 MAXIMUM. SURFACE TRANSITION AT ALL PEDESTRIAN SURFACES WILL NOT HAVE ANY ABRUPT VERTICAL CHANGES EXCEEDING 1/2" MAXIMUM. VERTICAL CHANGE BETWEEN 1/4" & 1/2" REQUIRE A BEVELED EDGE 1:2 MAXIMUM.
3. REFER TO MATERIALS PLANS FOR ADDITION INFORMATION.

3 SURFACE TRANSITION
SCALE: 3" = 1'

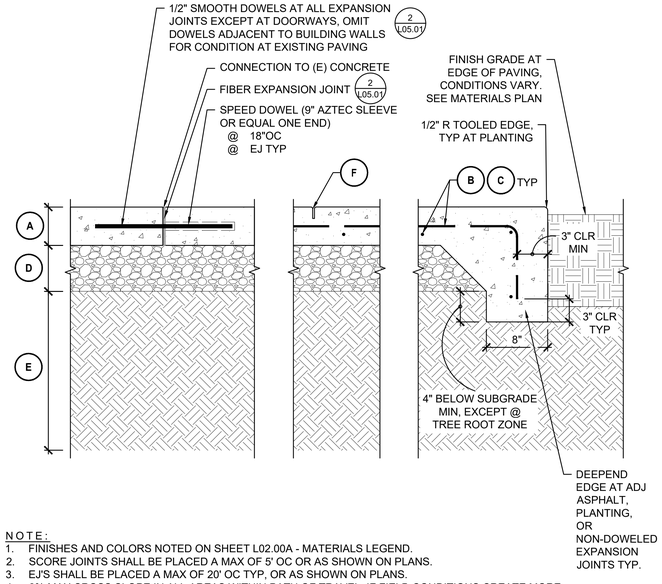

NOTE:
1. FINISHES AND COLORS NOTED ON SHEET L02.00A - MATERIALS LEGEND.
2. SCORE JOINTS SHALL BE PLACED A MAX OF 5' OC OR AS SHOWN ON PLANS.
3. EJ'S SHALL BE PLACED A MAX OF 20' OC TYP, OR AS SHOWN ON PLANS.
4. 2% MAX CROSS SLOPE IN ALL AREAS WITHIN PATH OF TRAVEL. IF FIELD CONDITIONS CREATE MORE THAN 2% CROSS SLOPE DO NOT PLACE CONCRETE WITHOUT APPROVAL BY INSPECTOR.
5. PROVIDE ON SITE MOCK-UPS OF ALL CONCRETE PAVING TYPES AND JOINTS FOR REVIEW AND APPROVAL. EXPANSION JOINTS ARE TO BE SEALED WITH A COLOR THAT MATCHES THE CONCRETE PAVING.

		PEDESTRIAN CONCRETE PAVING	VEHICULAR CONCRETE PAVING
A	CAST-IN-PLACE CONCRETE THICKNESS	0'-5"	0'-6"
B	REBAR	#4	#4
C	REBAR SPACING	18" EACH WAY, CENTERED & SLAB	18" EACH WAY, CENTERED & SLAB
D	COMPACTED CLASS II AGG. BASE	1'-0"	1'-0"
E	COMPACTED SUBGRADE	12" DEPTH MIN 90% RC	12" DEPTH MIN 90% RC
F	CONTROL JOINT DEPTH	0'-1 1/4"	0'-1 1/2"

1 PAVING - CONCRETE
SCALE: 1 1/2" = 1'

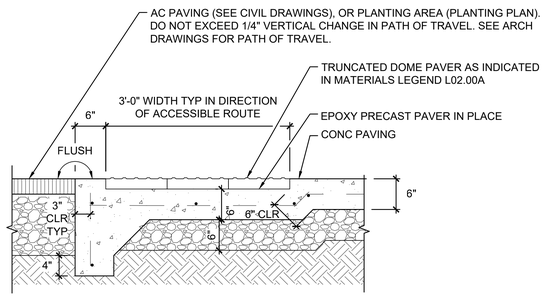

SECTION

NOTE:
SEE CIVIL DRAWINGS FOR TRUNCATED DOMES IN PUBLIC RIGHT OF WAY

7 PAVER-TRUNCATED DOMES
SCALE: 1" = 1'

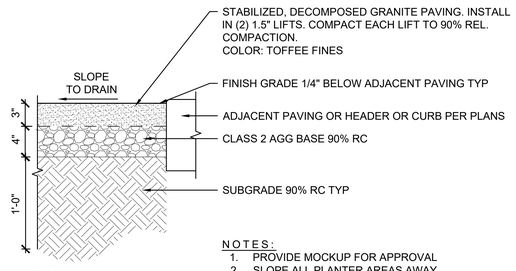

SECTION

NOTES:
1. PROVIDE MOCKUP FOR APPROVAL
2. SLOPE ALL PLANTER AREAS AWAY FROM D.G. PAVING

4 PAVING - DECOMPOSED GRANITE
SCALE: 1 1/2" = 1'

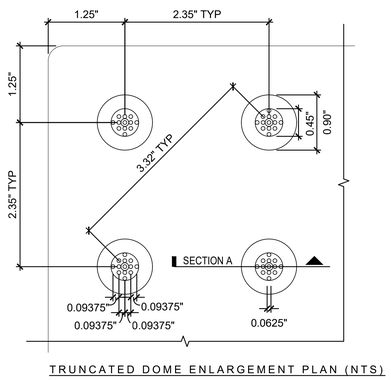

TRUNCATED DOME ENLARGEMENT PLAN (NTS)

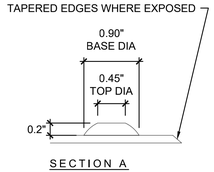

SECTION A

NOTE:
FIELD LEVEL MICRO-TEXTURE 41 POINTS PER SQUARE INCH

7 PAVER-TRUNCATED DOMES
SCALE: 1" = 1'

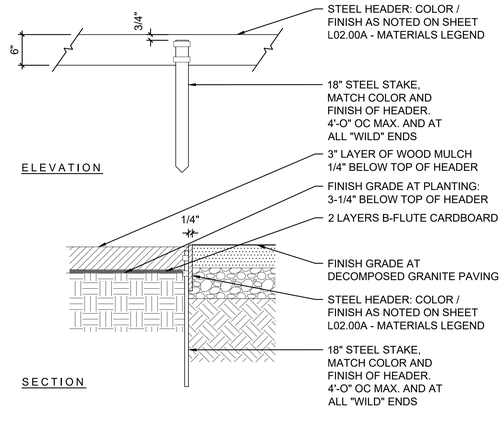

5 STEEL HEADER
SCALE: 1 1/2" = 1'

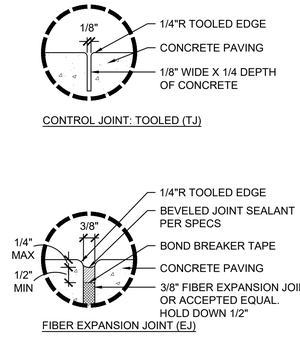

NOTES:
1. MOCK UP ALL JOINT TYPES WITH CONC PAVING MOCKUP FOR REVIEW AND ACCEPTANCE, INCLUDING ALL REQUIRED SEALANT COLORS.
2. SAW CUT WITHIN 48 HOURS OF POUR, PROCEED AS SOON AS CONCRETE IS FIRM ENOUGH TO PREVENT DEFORMATION AND RAVELING TYP.
3. ALL EXPANSION JOINTS MUST BE SEALED WITH A COLORED SEALANT MATCHING CONCRETE PAVING.

2 PAVING - CONCRETE JOINTS
SCALE: 6" = 1'

ONLY THE ORIGINAL, SIGNED HARD COPY OF THIS DRAWING CONSTITUTES CARDUCCI & ASSOCIATES, INC. PROFESSIONAL WORK PRODUCT. ELECTRONIC COPIES DO NOT CONTAIN ALL CARDUCCI & ASSOCIATES, INC. WILL NOT BE RESPONSIBLE FOR ANY MISCONSTRUCTIONS WHICH MAY RESULT FROM ELECTRONIC DATA PRESENTED. THIS ELECTRONIC DATA IS NOT CERTIFIED BY CARDUCCI & ASSOCIATES, INC.

IF THE CONTRACTOR ENCOUNTERS ERRORS OR DISCREPANCIES ON THE DRAWINGS, OR SITE CONDITIONS WHICH PREVENT OR DELAY THE COMPLETION OF WORK AS INDICATED, THE CONTRACTOR SHALL NOTIFY THE OWNER AND LANDSCAPE ARCHITECT BY THE TIME OF BID OF ALL SUCH ERRORS, DISCREPANCIES AND CONDITIONS. THE CONTRACTOR SHALL ASSUME RESPONSIBILITY AND FULFILL THE LANDSCAPE ARCHITECT'S AND THE OWNER'S MINIMUM REQUIREMENTS AT THE TIME OF BID.

1/28/2022 1:51 PM

QUATTROCCHI KWOK ARCHITECTS
Main:
636 Fifth Street, Santa Rosa, CA 95404
East Bay:
55 Harrison Street, Suite 525,
Oakland, CA 94607
(707) 576-0829

LICENSED ARCHITECT
AARON JOBSON
LICENSE # C30620
EXP OCTOBER 31, 2023
STATE OF CALIFORNIA

SIGNED: MONTH DAY, 2021

Gensler
45 Fremont Street
Suite 1500
San Francisco, CA 94105
United States
Tel 415.433.3700
Fax 415.836.4599

CARDUCCI ASSOCIATES
555 BEACH STREET FOURTH FLOOR
SAN FRANCISCO, CA 94133
www.carducciassociates.com

© 2021 CARDUCCI ASSOCIATES, INC.

LICENSED LANDSCAPE ARCHITECT
AARON JOBSON
LICENSE # 5342
8.31.2023
12.17.2021
STATE OF CALIFORNIA

GAVILAN COLLEGE

NEW COLLEGE CAMPUS

505 FAIRVIEW ROAD
HOLLISTER, CA 95023

GAVILAN JOINT COMMUNITY COLLEGE DISTRICT

DSA APP NO. 01-119906
ARCH PROJECT NO: 1897.00
DRAWN BY:
DRAWING SCALE:
PTN: 43-C4 FILE NO: N/A

DSA SUBMITTAL
FEBRUARY 4, 2022

SHEET TITLE

CONSTRUCTION DETAILS

SHEET NUMBER

L05.01

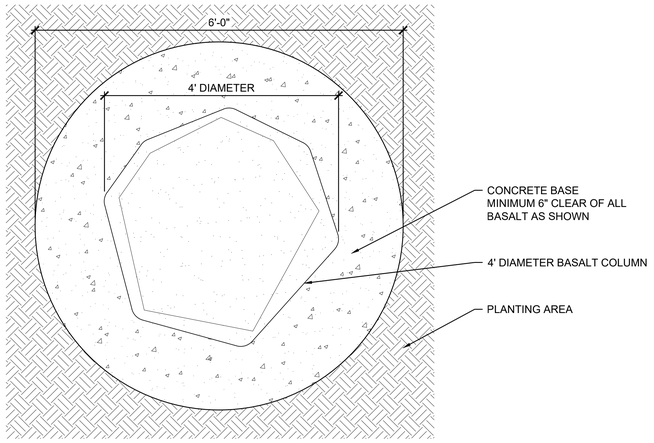

PLAN

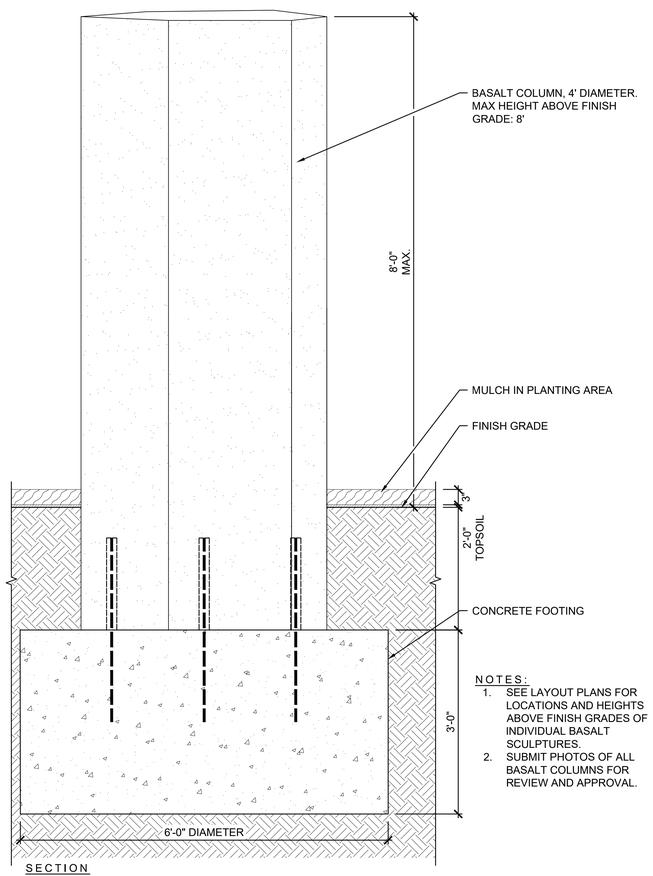

SECTION

NOTES:
1. SEE LAYOUT PLANS FOR LOCATIONS AND HEIGHTS ABOVE FINISH GRADES OF INDIVIDUAL BASALT SCULPTURES.
2. SUBMIT PHOTOS OF ALL BASALT COLUMNS FOR REVIEW AND APPROVAL.

5 BASALT SCULPTURE
SCALE: 1" = 1'

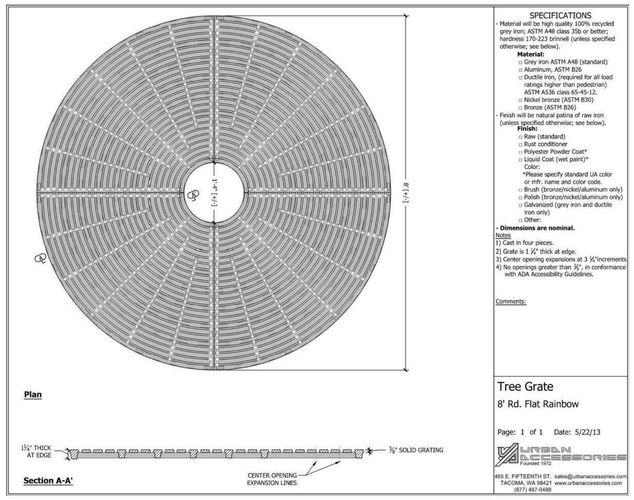

SPECIFICATIONS
- Material will be high quality 100% recycled grey iron; ASTM A48 class 35b or better; hardness 170-223 brinnell (unless specified otherwise; see below).
  Material:
  - □ Grey iron ASTM A48 (standard)
  - □ Aluminum, ASTM B26
  - □ Ductile iron, (required for all load ratings higher than pedestrian) ASTM A536 class 65-45-12.
  - □ Nickel bronze (ASTM B30)
  - □ Bronze (ASTM B26)
- Finish will be natural patina of raw iron (unless specified otherwise; see below).
  Finish:
  - □ Raw (standard)
  - □ Rust conditioner
  - □ Polyester Powder Coat*
  - □ Liquid Coat (wet paint)*
    Color:
    *Please specify standard UA color or mfr. name and color code.
  - □ Brush (bronze/nickel/aluminum only)
  - □ Polish (bronze/nickel/aluminum only)
  - □ Galvanized (grey iron and ductile iron only)
  - □ Other:
- **Dimensions are nominal.**

Notes
1) Cast in four pieces.
2) Grate is 1 ½" thick at edge.
3) Center opening expansions at 3 ½"increments
4) No openings greater than ½", in conformance with ADA Accessibility Guidelines.

Comments:

Tree Grate
8' Rd. Flat Rainbow
Page: 1 of 1 Date: 5/22/13

URBAN ACCESSORIES Founded 1972
465 E. FIFTEENTH ST. sales@urbanaccessories.com
TACOMA, WA 98421 www.urbanaccessories.com
(877) 487-0488

1 TREE GRATE
SCALE: N.T.S

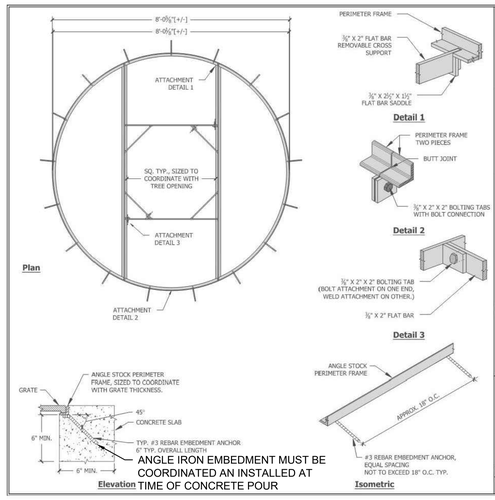

SPECIFICATIONS
- Frames are constructed of mild steel ASTM A36 (unless specified otherwise; see below).
  Material:
  - □ Mild Steel ASTM A36 (standard)
  - □ Stainless Steel grade 304L
  - □ Architectural Bronze, ASTM B455
  - □ Structural Aluminum, ASTM B221
- Finish will be natural patina of raw steel (unless specified otherwise; see below).
  Finish:
  - □ Raw (standard)
  - □ Polyester Powder Coat*
  - □ Liquid Coat (wet paint)*
    Color:
    *Please specify standard UA color or mfr. name and color code.
  - □ Galvanized
  - □ Other:
- Frame is load rated for pedestrian traffic only (unless specified otherwise; see below).
  Load Classifications:
  - □ Pedestrian (standard)
  - □ Light Vehicular
  - □ H20/HS20
  (Additional steel support may be added for optional load classes. Please contact UA for revised cut sheet, as necessary.)
- Typical 1/8" horizontal gap between grate and frame. All visible welds to be ground smooth on outside edges. Frames will be true to square or diameter. Top of grate flush with grade of surrounding topping material (paver, concrete slab, etc.).
- **Dimensions are nominal.**

Comments:

Tree Grate Frame
8' rd. Type "S"
Pedestrian Duty
Page: 1 of 1 Date: 2/1/18

URBAN ACCESSORIES Founded 1972
465 E. FIFTEENTH ST. sales@urbanaccessories.com
TACOMA, WA 98421 www.urbanaccessories.com
(877) 487-0488

2 REMOVABLE BOLLARD
SCALE: N.T.S

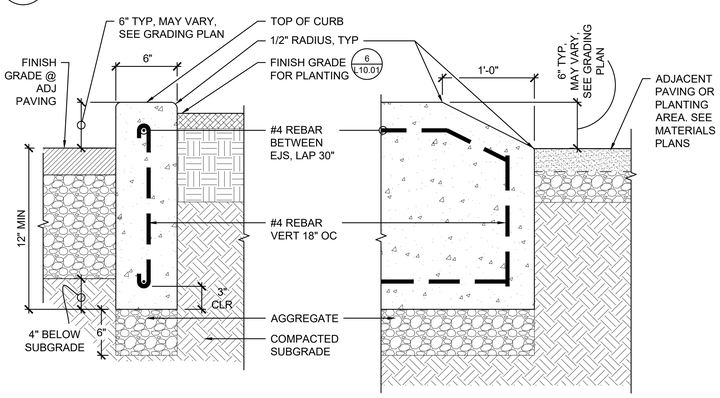

TYPICAL SECTION

SECTION @ FLUSH CURB
WITH TRANSITION TO FINISH GRADE

NOTES:
1. MEDIUM BROOM FINISH ALL EXPOSED SURFACES.
2. COLOR: MATCH INTEGRALLY COLORED CONCRETE
3. PROVIDE EXPANSION JOINTS AT 20' OC, SCORE JOINTS MAX OF 5' OC (2 / L05.01)

3 CONCRETE CURB
SCALE: 1 1/2" = 1'

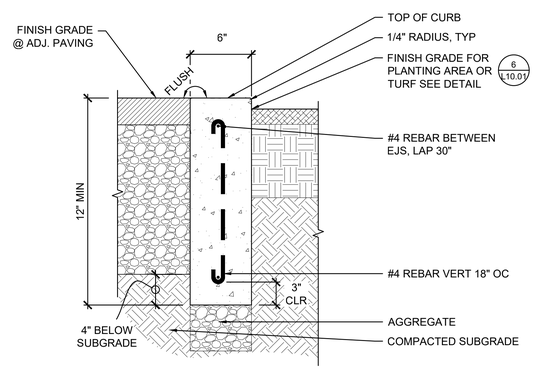

NOTES:
1. MEDIUM BEAD BLAST FINISH ALL EXPOSED SURFACES.
2. COLOR: MATCH INTEGRALLY COLORED CONCRETE PAVING
3. PROVIDE EXPANSION JOINTS AT 20' OC, SCORE JOINTS MAX OF 5' OC (2 / L05.01)

4 FLUSH CONCRETE CURB
SCALE: 1 1/2" = 1'

ONLY THE ORIGINAL, SIGNED HARD COPY OF THIS DRAWING CONSTITUTES CARDUCCI & ASSOCIATES, INC. PROFESSIONAL WORK PRODUCT. ELECTRONIC COPIES DO NOT CONTAIN CARDUCCI & ASSOCIATES, INC. WILL NOT BE RESPONSIBLE FOR ANY ALTERATIONS MADE TO THIS DRAWING. ELECTRONIC DATA FORMATS, IF ANY, ARE PROVIDED BY CARDUCCI & ASSOCIATES, INC.

IF THE CONTRACTOR ENCOUNTERS ERRORS OR DISCREPANCIES ON THE DRAWINGS, OR SITE CONDITIONS WHICH PREVENT OR DELAY THE COMPLETION OF WORK AS INDICATED, THE CONTRACTOR SHALL NOTIFY THE OWNER AND LANDSCAPE ARCHITECT BY THE TIME OF BID OF ALL SUCH DEFICIENCIES. ANY WORK PERFORMED AFTER DISCOVERY OF SUCH DEFICIENCIES WITHOUT NOTIFICATION TO THE OWNER AND LANDSCAPE ARCHITECT SHALL BE PERFORMED AT THE CONTRACTOR'S RISK. THE CONTRACTOR SHALL REIMBURSE THE OWNER AND LANDSCAPE ARCHITECT FOR ALL COSTS INCURRED IN MAKING GOOD ANY WORK PERFORMED IN VIOLATION OF THE PRECEDING SENTENCE. ENGINEERING DATA HAS BEEN TAKEN FROM THE BEST AVAILABLE SOURCES. THE CONTRACTOR SHALL VERIFY ALL DIMENSIONS AT THE TIME OF BID.

QUATTROCCHI KWOK ARCHITECTS
Main:
636 Fifth Street, Santa Rosa, CA 95404
East Bay:
55 Harrison Street, Suite 525,
Oakland, CA 94607
(707) 576-0829

LICENSED ARCHITECT
AARON JOBSON
LICENSE # C30620
EXP OCTOBER 31, 2023
STATE OF CALIFORNIA

SIGNED: MONTH DAY, 2021

Gensler
45 Fremont Street
Suite 1500
San Francisco, CA 94105
United States
Tel 415.433.3700
Fax 415.836.4599

CARDUCCI ASSOCIATES
555 BEACH STREET FOURTH FLOOR
SAN FRANCISCO, CA 94133
www.carducciassociates.com

© 2021 CARDUCCI ASSOCIATES, INC.

LICENSED LANDSCAPE ARCHITECT
8.31.2023
12.17.2021
STATE OF CALIFORNIA

GAVILAN COLLEGE

NEW COLLEGE CAMPUS

505 FAIRVIEW ROAD
HOLLISTER, CA 95023

GAVILAN JOINT COMMUNITY COLLEGE DISTRICT

DSA APP NO. 01-119906
ARCH PROJECT NO: 1897.00
DRAWN BY:
DRAWING SCALE:
PTN: 43-C4 FILE NO: N/A
DSA SUBMITTAL
FEBRUARY 4, 2022

SHEET TITLE
CONSTRUCTION DETAILS

SHEET NUMBER
L05.02

1/28/2022 1:51 PM

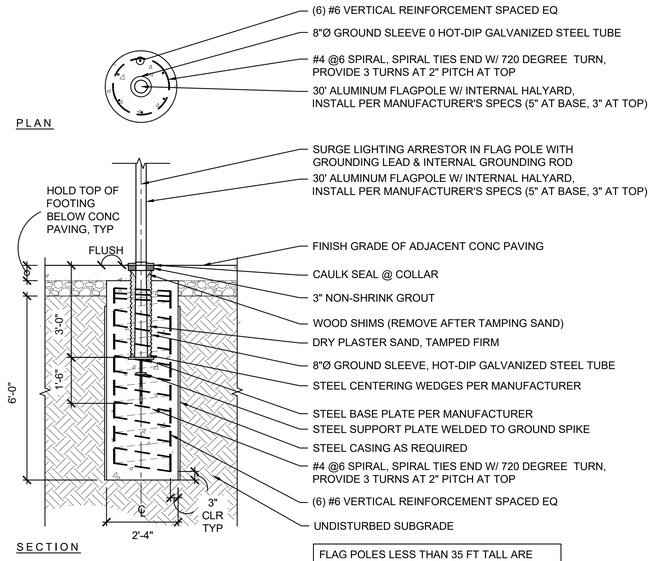

NOTES:
1. PROVIDE SHOP DRAWINGS
2. SLOPE COLLAR AWAY FROM FLAGPOLE 1/4" PER FT TYP. POLE COLLAR 15" DIA
3. CONC COLLAR COLOR & FINISH SHALL MATCH THAT OF ADJACENT CONCRETE PAVING TYP.
4. BOLANDER & SONS LTJS30: 30'-0" HIGH ALUMINUM POLE FINISH AS NOTED IN MATERIALS LEGEND, WITH GOLD FINIAL & INTERNAL HALYARD, 415.648.5611
5. SEE MANUFACTURER'S CUTSHEET

4 FLAGPOLE FOOTING
SCALE: 1/2" = 1'

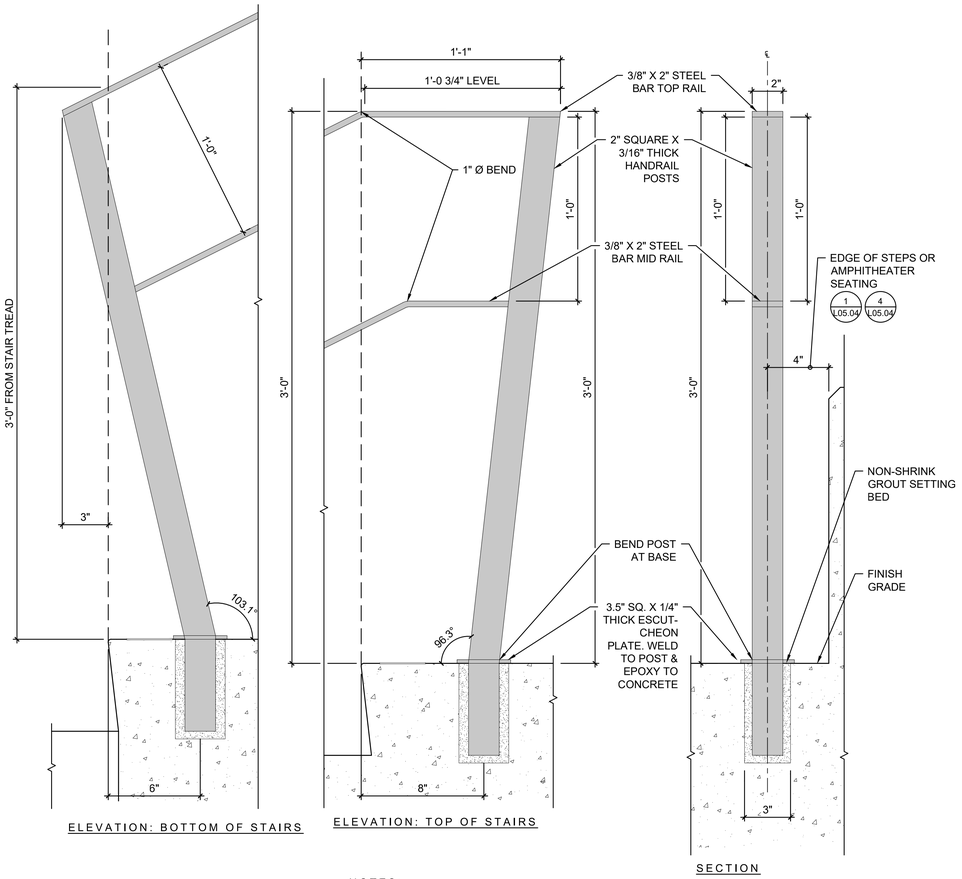

NOTES:
1. GRIND ALL EDGES AND WELDS SMOOTH TO TOUCH
2. MATERIAL:
   FLATBAR - 0.375" X 2" HOT ROLL FLATBAR RECTANGLE ASTM A36 W/ ROUNDED SMOOTH EDGE OF 1/32" MINIMUM RADIUS, FREE OF EXPOSED BURRS
   TUBE STEEL AND SHADES - ASTM A500/A513
3. FINISH HOT-DIPPED GALVANIZED PER ASTM A153, THEN POWDER-COATED WITH TEXTURED RUST FINISH.
4. SUBMIT SHOP DRAWINGS AND POWDERCOAT PRODUCT DATA FOR ACCEPTANCE

1 HANDRAIL - FLATBAR MOUNT
SCALE: 3" = 1'

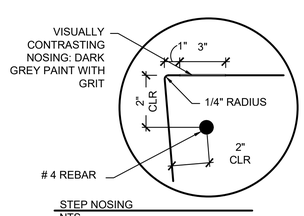

STEP NOSING
NTS

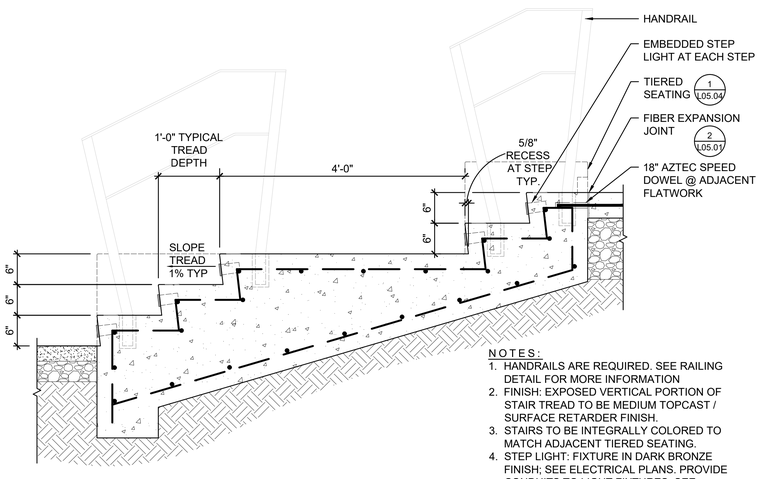

NOTES:
1. HANDRAILS ARE REQUIRED. SEE RAILING DETAIL FOR MORE INFORMATION
2. FINISH: EXPOSED VERTICAL PORTION OF STAIR TREAD TO BE MEDIUM TOPCAST / SURFACE RETARDER FINISH.
3. STAIRS TO BE INTEGRALLY COLORED TO MATCH ADJACENT TIERED SEATING.
4. STEP LIGHT: FIXTURE IN DARK BRONZE FINISH; SEE ELECTRICAL PLANS. PROVIDE CONDUITS TO LIGHT FIXTURES. SEE ELECTRICAL DRAWINGS FOR MORE INFORMATION.

5 CONCRETE STAIRS
SCALE: 1" = 1'

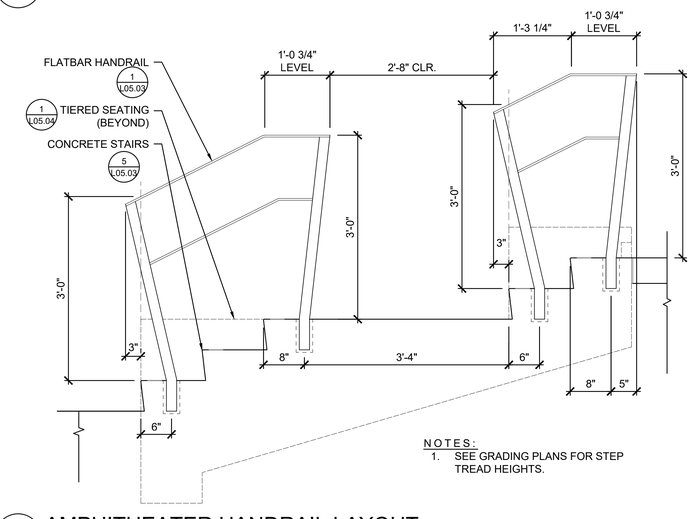

NOTES:
1. SEE GRADING PLANS FOR STEP TREAD HEIGHTS.

3 AMPHITHEATER HANDRAIL LAYOUT
SCALE: 1" = 1'

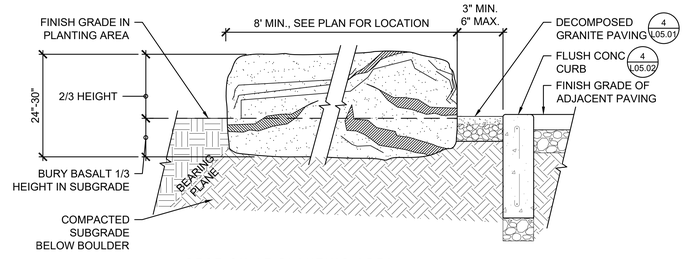

SECTION AT PLANTING AREA

NOTES:
1. AVAILABLE AT SOUTH COUNTY ROCKERY (408) 842-0022
2. COLOR TO VARY, INCLUDE RUST, BEIGE, AND GRAY. SUBMIT PHOTOS FOR ACCEPTANCE WITH MEASUREMENTS PRIOR TO PURCHASE.

2 DECORATIVE BASALT LANDSCAPE STONE
SCALE: 3/4" = 1'

1/28/2022 1:52 PM

ONLY THE ORIGINAL, SIGNED HARD COPY OF THIS DRAWING CONSTITUTES CARDUCCI & ASSOCIATES, INC. PROFESSIONAL WORK PRODUCT. ELECTRONIC COPIES DO NOT REPRESENT CARDUCCI & ASSOCIATES, INC. WILL NOT BE RESPONSIBLE FOR ANY ALTERATIONS MADE TO THIS DRAWING. ELECTRONIC DATA FORMATS, IF ANY, ARE DESIGNED BY CARDUCCI & ASSOCIATES, INC.

IF THE CONTRACTOR ENCOUNTERS ERRORS OR DISCREPANCIES ON THE DRAWINGS, OR SITE CONDITIONS WHICH PREVENT OR DELAY THE COMPLETION OF WORK AS INDICATED, THE CONTRACTOR SHALL NOTIFY THE OWNER AND LANDSCAPE ARCHITECT BY THE TIME OF BID OF ALL SUCH ERRORS, DISCREPANCIES AND CONDITIONS. ALTERATIONS MADE TO THE DRAWINGS AFTER CONSTRUCTION, THE CONTRACTOR SHALL REQUIRE THE LANDSCAPE ARCHITECT AND THE OWNER'S REPRESENTATIVE ON SITE WHENEVER A DIMENSION OR CONDITION IS FOUND TO BE INCORRECT OR INCOMPATIBLE. ANY CHANGE BEGINNING AT ANY CONDITIONAL EXPIRES, ENCUMBRANCES OR DIMENSIONS AT THE TIME OF BID.

QUATTROCCHI KWOK ARCHITECTS
Main:
636 Fifth Street, Santa Rosa, CA 95404
East Bay:
55 Harrison Street, Suite 525,
Oakland, CA 94607
(707) 576-0829

LICENSED ARCHITECT
AARON JOBSON
LICENSE # C30620
EXP OCTOBER 31, 2023
STATE OF CALIFORNIA

SIGNED: MONTH DAY, 2021

Gensler
45 Fremont Street
Suite 1500
San Francisco, CA 94105
United States
Tel 415.433.3700
Fax 415.836.4599

CARDUCCI ASSOCIATES
555 BEACH STREET FOURTH FLOOR
SAN FRANCISCO, CA 94133
www.carducciassociates.com

© 2021 CARDUCCI ASSOCIATES, INC.

LICENSED LANDSCAPE ARCHITECT
8.31.2023
12.17.2021
STATE OF CALIFORNIA

GAVILAN COLLEGE

NEW COLLEGE CAMPUS

505 FAIRVIEW ROAD
HOLLISTER, CA 95023

GAVILAN JOINT COMMUNITY COLLEGE DISTRICT

DSA APP NO. 01-119906
ARCH PROJECT NO: 1897.00
DRAWN BY:
DRAWING SCALE:
PTN: 43-C4 FILE NO: N/A
DSA SUBMITTAL
FEBRUARY 4, 2022
SHEET TITLE

CONSTRUCTION DETAILS

SHEET NUMBER
L05.03

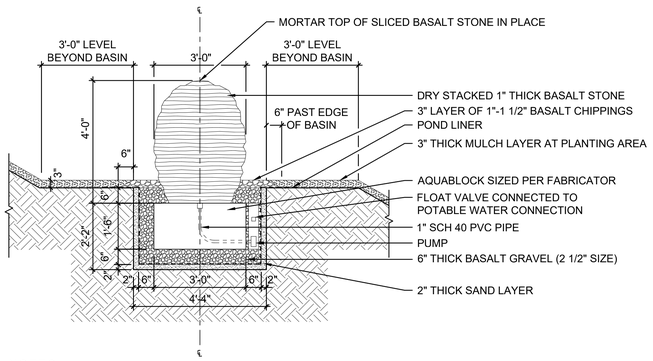

NOTES:

1. SCULPTURE FABRICATOR TO PROVIDE SHOP DRAWINGS, TO SCALE, FOR REVIEW BY LANDSCAPE ARCHITECT
2. PROVIDE POWER FOR PUMP TO FOUNTAIN LOCATION(S).
3. PROVIDE POTABLE WATER CONNECTION AND SEPARATE LEAD-FREE BACKFLOW, SEPARATE FROM IRRIGATION SYSTEM, AS SHOWN IN IRRIGATION PLANS.
4. PROVIDE FLOAT VALVE IN WATER BASIN FOR AUTOMATIC BASIN REFILLING.

2 WILDLIFE WATER SCULPTURE

SCALE: 1/2" = 1'

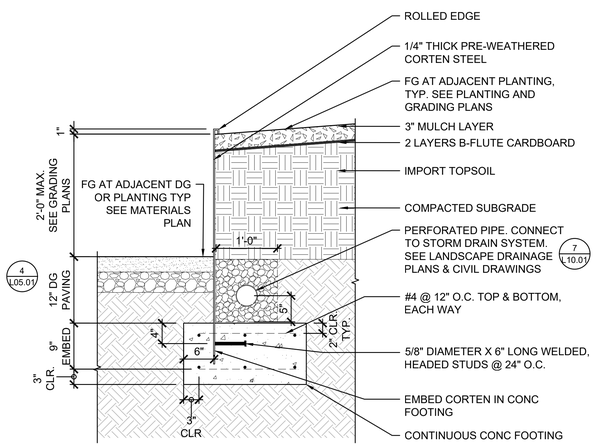

3 WEATHERING STEEL PLANTER WALL

SCALE: 1" = 1'

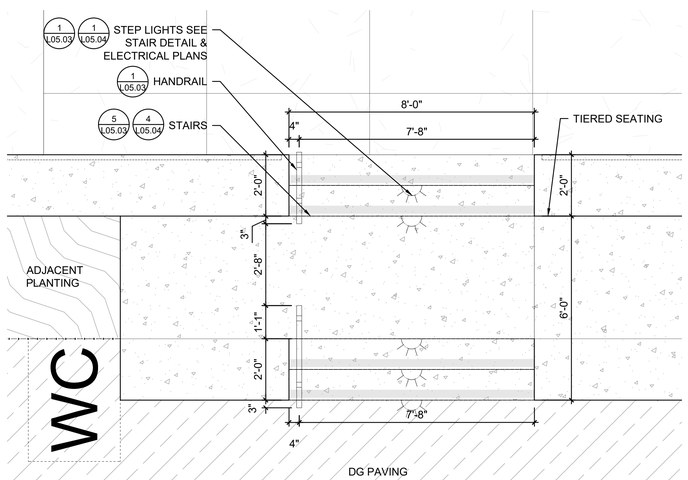

4 STAIRS ENLARGEMENT

SCALE: 1/2" = 1'

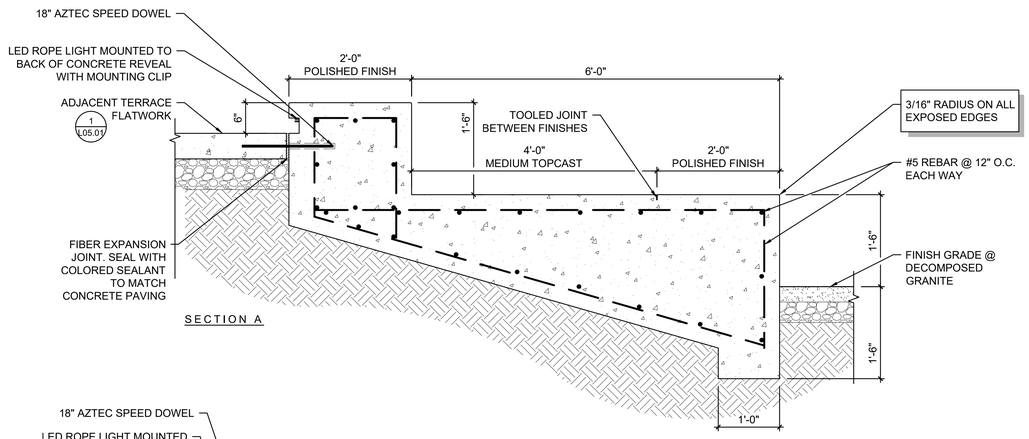

SECTION A

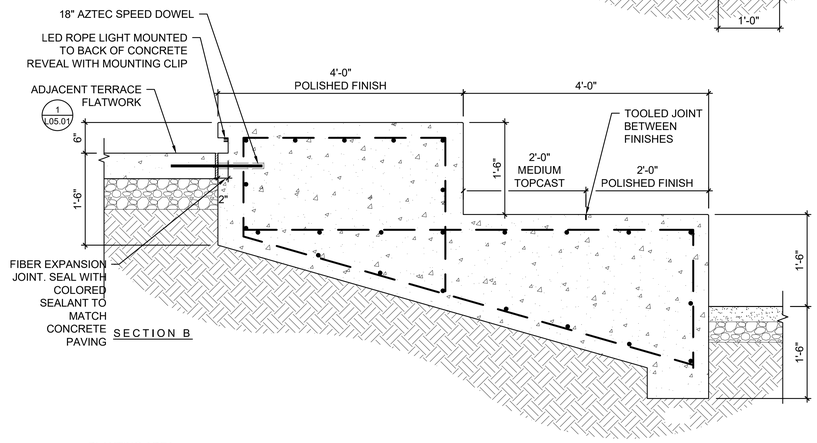

SECTION B

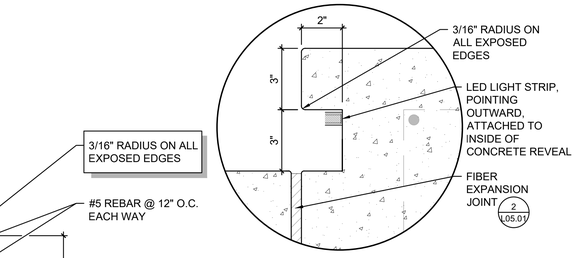

TYPICAL REVEAL WITH LED LIGHT
(SHOWN IN SECTIONS A, B, C, D)
SCALE: 3" = 1'-0"

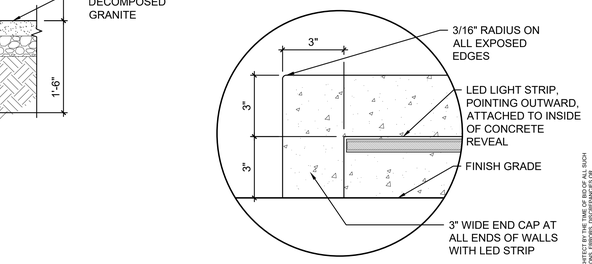

TYPICAL REVEAL WITH LED LIGHT
(ELEVATION: END CONDITION)
SCALE: 3" = 1'-0"

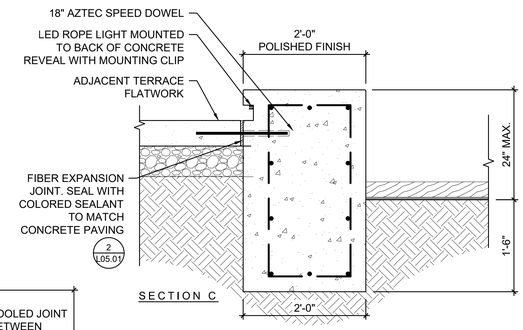

SECTION C

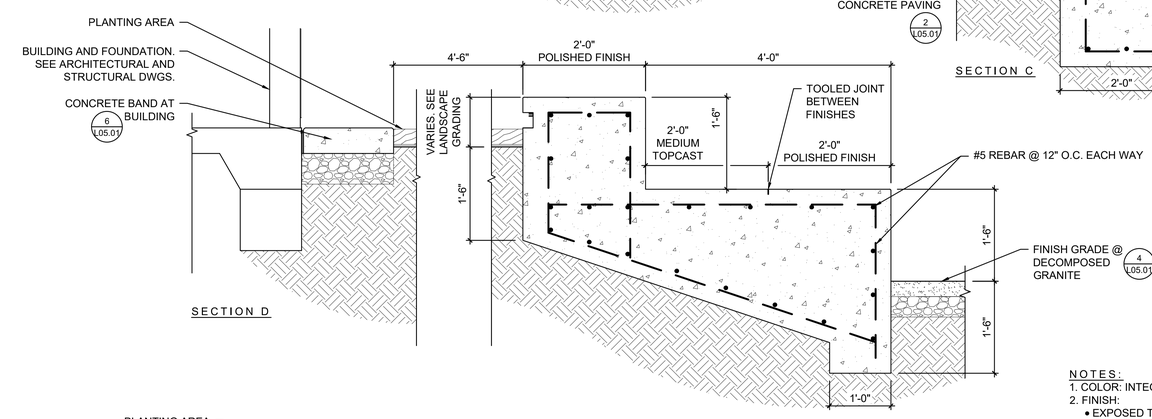

SECTION D

NOTES:

1. COLOR: INTEGRAL DAVIS COLOR 'OUTBACK 677'
2. FINISH:
   - EXPOSED TOP: MEDIUM TOPCAST & 2' WIDE BAND OF POLISHED CONCRETE AS NOTED IN THIS DETAIL
   - EXPOSED SIDES: DAYTON SUPERIOR FORMLINER - 2" WIDE AGED WOOD
3. PROVIDE MOCKUP ON SITE FOR APPROVAL

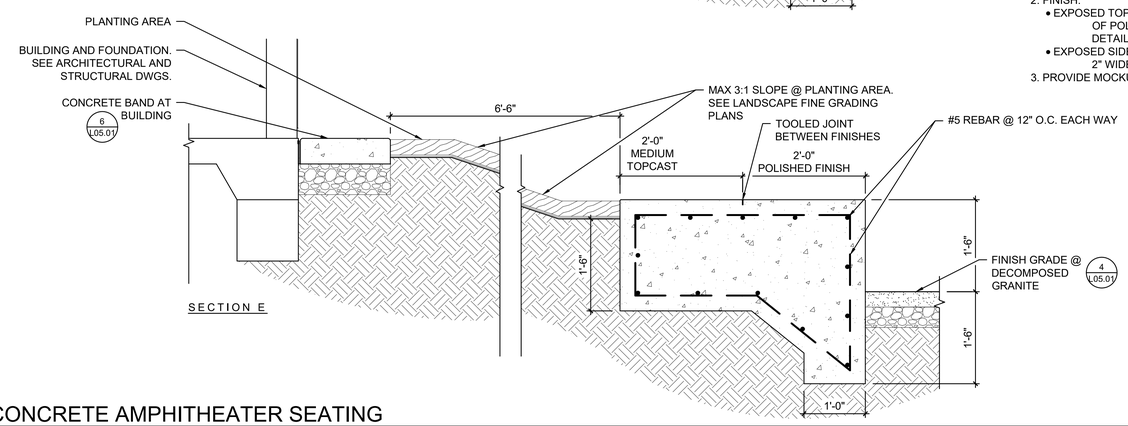

SECTION E

1 CONCRETE AMPHITHEATER SEATING

SCALE: 1" = 1'

IF THE CONTRACTOR ENCOUNTERS ERRORS OR DISCREPANCIES ON THE DRAWINGS, OR SITE CONDITIONS WHICH PREVENT OR DELAY THE COMPLETION OF WORK AS INDICATED, THE CONTRACTOR SHALL NOTIFY THE OWNER AND LANDSCAPE ARCHITECT BY THE TIME OF BID OF ALL SUCH ERRORS, DISCREPANCIES AND CONDITIONS. THE CONTRACTOR SHALL ASSUME RESPONSIBILITY FOR ANY ERRORS, DISCREPANCIES OR OMISSIONS AT THE TIME OF BID.

ONLY THE ORIGINAL, SIGNED HARD COPY OF THIS DRAWING CONSTITUTES CARDUCCI & ASSOCIATES, INC. PROFESSIONAL WORK PRODUCT. ELECTRONIC COPIES DO NOT CONTAIN ALL OF THE INFORMATION INTENDED BY CARDUCCI & ASSOCIATES, INC. TO BE PRESENT. ELECTRONIC COPIES ARE FOR REFERENCE ONLY. THE CONTRACTOR SHALL RECEIVE THE LANDSCAPE ARCHITECT AND THE CARDUCCI & ASSOCIATES, INC. NOT BE RESPONSIBLE FOR ANY MODIFICATIONS MADE TO THE DRAWINGS ELECTRONICALLY OR OTHERWISE, THAT IS NOT CONSISTENT WITH CARDUCCI & ASSOCIATES, INC.

1/28/2022 1:52 PM

QUATTROCCHI KWOK ARCHITECTS
Main:
636 Fifth Street, Santa Rosa, CA 95404
East Bay:
55 Harrison Street, Suite 525,
Oakland, CA 94607
(707) 576-0829

LICENSED ARCHITECT
AARON JOBSON
LICENSE # C30620
EXP OCTOBER 31, 2023
STATE OF CALIFORNIA

SIGNED: MONTH DAY, 2021

Gensler
45 Fremont Street
Suite 1500
San Francisco, CA 94105
United States
Tel 415.433.3700
Fax 415.836.4599

CARDUCCI ASSOCIATES
555 BEACH STREET FOURTH FLOOR
SAN FRANCISCO, CA 94133
www.carducciassociates.com

© 2021 CARDUCCI ASSOCIATES, INC.

LANDSCAPE ARCHITECT
8.31.2023
12.17.2021
STATE OF CALIFORNIA

GAVILAN COLLEGE

NEW COLLEGE CAMPUS

505 FAIRVIEW ROAD
HOLLISTER, CA 95023

GAVILAN JOINT COMMUNITY COLLEGE DISTRICT

DSA APP NO. 01-119906
ARCH PROJECT NO: 1897.00
DRAWN BY:
DRAWING SCALE:
PTN: 43-C4 FILE NO: N/A

DSA SUBMITTAL
FEBRUARY 4, 2022

SHEET TITLE

CONSTRUCTION DETAILS

SHEET NUMBER

L05.04

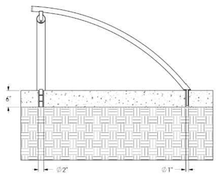

Side Elevation, showing core drill sizes

INSTALLATION:

NOTE: This product requires a level grade for proper installation.

1. Assemble unit in place and mark hole locations.
2. Move unit and drill holes.
3. Set unit in place, using adhesive anchoring system. Powers Fasteners AC100 PLUS ™ or Hilti HIT RE 500 are recommended. Follow the manufacturer's instructions for dispensing adhesive.

4 BICILINEA BIKE RACK
SCALE: 1' = 1'

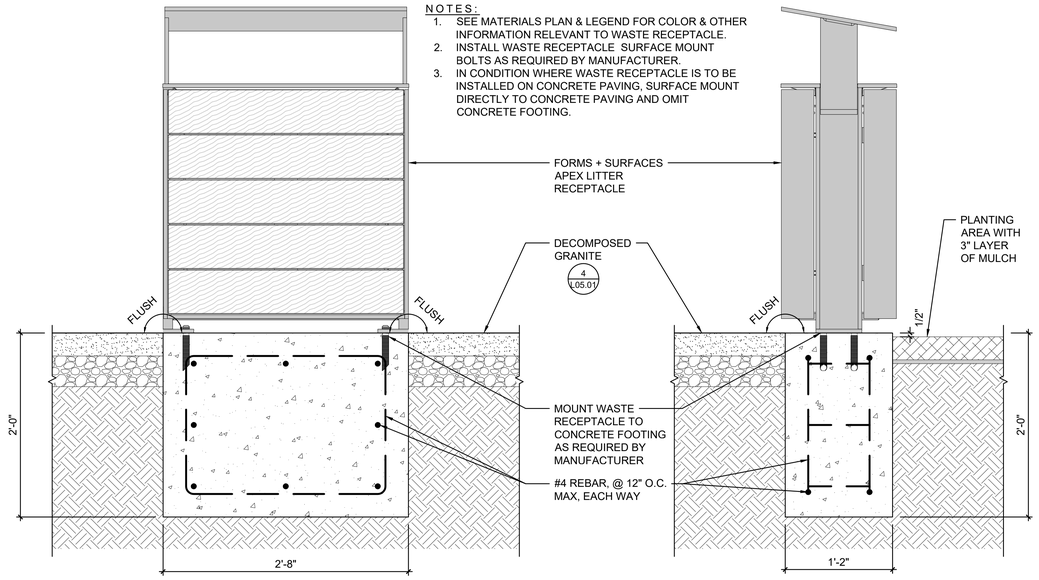

NOTES:
1. SEE MATERIALS PLAN & LEGEND FOR COLOR & OTHER INFORMATION RELEVANT TO WASTE RECEPTACLE.
2. INSTALL WASTE RECEPTACLE SURFACE MOUNT BOLTS AS REQUIRED BY MANUFACTURER.
3. IN CONDITION WHERE WASTE RECEPTACLE IS TO BE INSTALLED ON CONCRETE PAVING, SURFACE MOUNT DIRECTLY TO CONCRETE PAVING AND OMIT CONCRETE FOOTING.

1 LITTER RECEPTACLE FOOTING
SCALE: 1 1/2" = 1'

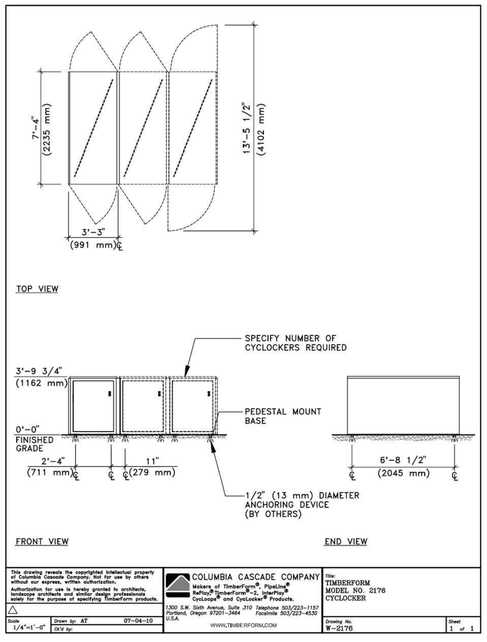

5 BIKE LOCKER
SCALE: 1/4" = 1'

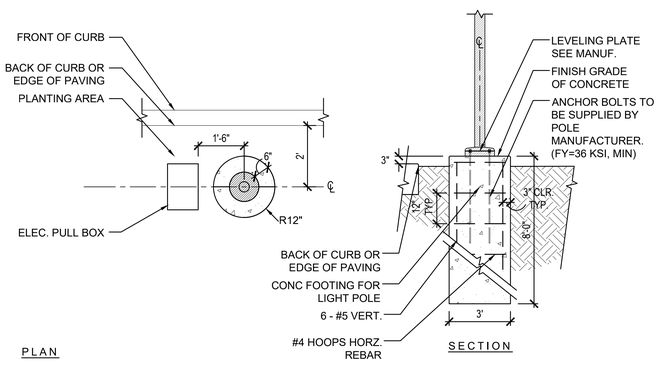

3 LIGHT POLE FOOTING
SCALE: 1/2" = 1'

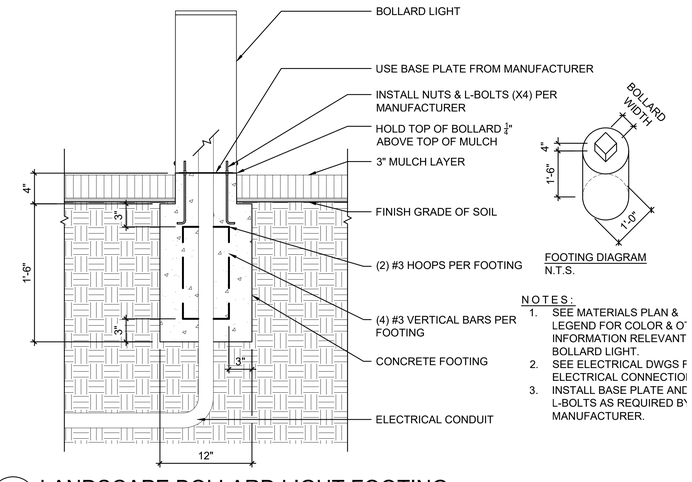

NOTES:
1. SEE MATERIALS PLAN & LEGEND FOR COLOR & O INFORMATION RELEVANT BOLLARD LIGHT.
2. SEE ELECTRICAL DWGS F ELECTRICAL CONNECTIO
3. INSTALL BASE PLATE AND L-BOLTS AS REQUIRED BY MANUFACTURER.

2 LANDSCAPE BOLLARD LIGHT FOOTING
SCALE: 1 1/2" = 1'

ONLY THE ORIGINAL, SIGNED HARD COPY OF THIS DRAWING CONSTITUTES CARDUCCI & ASSOCIATES, INC. PROFESSIONAL WORK PRODUCT. ELECTRONIC COPIES DO NOT REPRESENT CARDUCCI & ASSOCIATES, INC. WILL NOT BE RESPONSIBLE FOR ANY UNAUTHORIZED ALTERATIONS TO THE ORIGINAL ELECTRONIC SET OF PRINTS. THE CONTRACTOR SHALL IMMEDIATELY NOTIFY THE OWNER AND LANDSCAPE ARCHITECT BY THE TIME OF BID OF ALL SITE CONDITIONS WHICH PREVENT OR DELAY THE COMPLETION OF WORK AS INDICATED. THE CONTRACTOR SHALL NOTIFY THE OWNER AND LANDSCAPE ARCHITECT BY THE TIME OF BID OF ALL INCH DIMENSIONS WHICHDIFFER FROM THE DRAWINGS. THE CONTRACTOR SHALL ASSUME RESPONSIBILITY FOR ANY CONDITIONS, ERRORS, INCONSISTENCIES OR OMISSIONS AT THE TIME OF BID.

QUATTROCCHI KWOK
ARCHITECTS
Main:
636 Fifth Street, Santa Rosa, CA 95404
East Bay:
55 Harrison Street, Suite 525,
Oakland, CA 94607
(707) 576-0829

LICENSED ARCHITECT
AARON JOBSON
LICENSE # C30620
EXP OCTOBER 31, 2023
STATE OF CALIFORNIA

SIGNED: MONTH DAY, 2021

Gensler
45 Fremont Street
Suite 1500
San Francisco, CA 94105
United States
Tel 415.433.3700
Fax 415.836.4599

CARDUCCI
ASSOCIATES
555 BEACH STREET FOURTH FLOOR
SAN FRANCISCO, CA 94133
www.carducciassociates.com

© 2021 CARDUCCI ASSOCIATES, INC.

LICENSED LANDSCAPE ARCHITECT
8.31.2023
12.17.2021
STATE OF CALIFORNIA

GAVILAN COLLEGE

NEW COLLEGE CAMPUS

505 FAIRVIEW ROAD
HOLLISTER, CA 95023

GAVILAN JOINT
COMMUNITY
COLLEGE DISTRICT

DSA APP NO. 01-119906

ARCH PROJECT NO:	1897.00
DRAWN BY:	
DRAWING SCALE:	
PTN: 43-C4	FILE NO: N/A

DSA SUBMITTAL

FEBRUARY 4, 2022

SHEET TITLE

CONSTRUCTION DETAILS

SHEET NUMBER

L05.05

1/28/2022 1:52 PM

DERO | Fixit

Installation

TOOLS NEEDED

Hammer drill
3/8" masonry bit
Hammer
Socket Wrench
9/16" socket
1/2" socket
Tamper-proof socket (included)*
Socket extension, 6" min.

RECOMMENDED BASE MATERIAL

Solid concrete is the best base material for installation. To ensure the proper anchors are shipped with your rack, ask your Dero Rack representative which anchor is appropriate for your application. Be sure nothing is underneath the base material that could be damaged by drilling.

Be sure to save your tamper-resistant tools for any future maintenance. They are costly to replace.

1

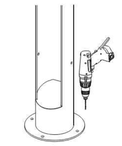

Reference the Fixit setback recommendations and place the upright in the desired location. Use the base as a template and drill (4) 3/8" x 3" holes in the concrete with a hammer drill and masonry bit. Clean up all concrete dust from drilling.

2

Hammer in the (4) wedge anchors. Leave at least 3/4" of an inch of exposed threads above the Fixit base.

3

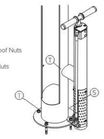

Decide which position the pump will be installed in and place the bottom pump flange over the corresponding wedge anchor. Attach the top pump flange to the Fixit upright with a carriage bolt, washer, and tamper-proof nut. Tighten all wedge anchors with washers and nuts.

Reserve one of the tamper-proof nuts to secure the tools.

4

Insert the tool cabies into the cable slot on the Fixit upright.

5

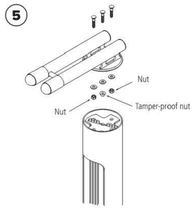

Piece the bike hanger in the desired position on top of the Fixit upright and attach with carriage bolts, washers and nuts. **Apply the tamper-proof nut to center bolt to secure tools.**

1 DERO FIXIT STATION

SCALE: 1" = 1'

Jessie Bar Top Basic Unit, Surface Mount: Open
Product Drawing
Date: 5/9/2017
www.landscapeforms.com Ph: 800.521.2546

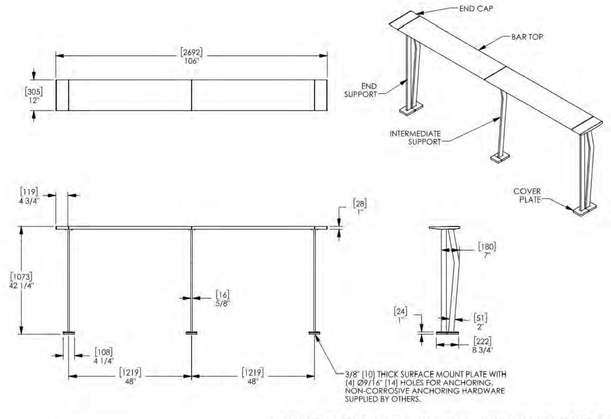

landscapeforms
Drawing: ZJ408-01
Dimensions are in inches (mm)
U.S. Patent No. D692,580 / Canada 153085

CONFIDENTIAL DRAWING INFORMATION CONTAINED HEREIN IS THE PROPERTY OF LANDSCAPE FORMS, INC. INTENDED USE IS LIMITED TO DESIGN PROFESSIONALS SPECIFYING LANDSCAPE FORMS, INC. PRODUCTS AND THEIR DIRECT CLIENTS. DRAWING IS NOT TO BE COPIED OR DISCLOSED TO OTHERS WITHOUT THE CONSENT OF LANDSCAPE FORMS, INC.
© 2013 LANDSCAPE FORMS, INC. ALL RIGHTS RESERVED.

2 PREFABRICATED JESSE-RAIL SYSTEM

SCALE: 1" = 1'

ONLY THE ORIGINAL, SIGNED HARD COPY OF THIS DRAWING CONSTITUTES CARDUCCI & ASSOCIATES, INC. PROFESSIONAL WORK PRODUCT. ELECTRONIC COPIES DO NOT INCORPORATE CARDUCCI & ASSOCIATES, INC. SEAL, NOR ARE RESPONSIBLE FOR ANY MODIFICATIONS MADE TO THIS DRAWING ELECTRONICALLY OR OTHERWISE. THIS IS NOT SIGNED BY CARDUCCI & ASSOCIATES, INC.

IF THE CONTRACTOR ENCOUNTERS ERRORS OR DISCREPANCIES ON THE DRAWINGS, OR SITE CONDITIONS WHICH PREVENT OR DELAY THE COMPLETION OF WORK AS INDICATED, THE CONTRACTOR SHALL NOTIFY THE OWNER AND LANDSCAPE ARCHITECT BY THE TIME OF BID OF ALL SUCH DISCREPANCIES AND ERRORS. THE CONTRACTOR SHALL ASSUME THE LANDSCAPE ARCHITECT'S AND OWNER'S RIGHT TO MODIFY THE DESIGN WITHOUT ADDITIONAL COMPENSATION IF THE CONTRACTOR SHALL PROCEED WITH WORK KNOWN TO BE IN ERROR OR DISCREPANCY WITHOUT FIRST NOTIFYING THE LANDSCAPE ARCHITECT AND OBTAINING WRITTEN CONFIRMATION OF THE TRUE AND CORRECT DIMENSIONS AT THE TIME OF BID.

1/28/2022 1:52 PM

QUATTROCCHI KWOK ARCHITECTS
Main:
636 Fifth Street, Santa Rosa, CA 95404
East Bay:
55 Harrison Street, Suite 525,
Oakland, CA 94607
(707) 576-0829

LICENSED ARCHITECT
AARON JOBSON
LICENSE # C30620
EXP OCTOBER 31, 2023
STATE OF CALIFORNIA

SIGNED: MONTH DAY, 2021

Gensler
45 Fremont Street
Suite 1500
San Francisco, CA 94105
United States
Tel 415.433.3700
Fax 415.836.4599

CARDUCCI ASSOCIATES
555 BEACH STREET FOURTH FLOOR
SAN FRANCISCO, CA 94133
www.carducciassociates.com

© 2021 CARDUCCI ASSOCIATES, INC.

LANDSCAPE ARCHITECT
8.31.2023
12.17.2021
STATE OF CALIFORNIA

GAVILAN COLLEGE

NEW COLLEGE CAMPUS

505 FAIRVIEW ROAD
HOLLISTER, CA 95023

GAVILAN JOINT COMMUNITY COLLEGE DISTRICT

DSA APP NO. 01-119906

ARCH PROJECT NO: 1897.00
DRAWN BY:
DRAWING SCALE:
PTN: 43-C4 FILE NO: N/A

DSA SUBMITTAL
FEBRUARY 4, 2022

SHEET TITLE

CONSTRUCTION DETAILS

SHEET NUMBER

L05.06

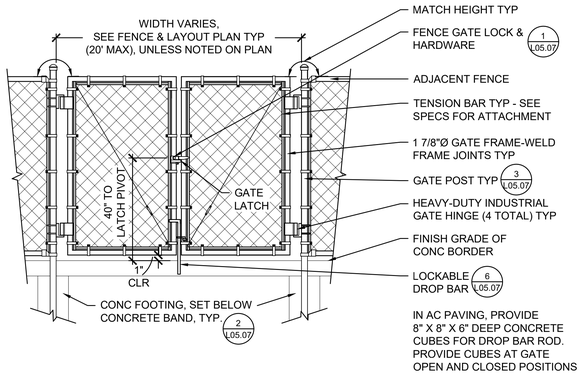

5 CLF - MAINTENANCE GATE

SCALE: 1/2" = 1'

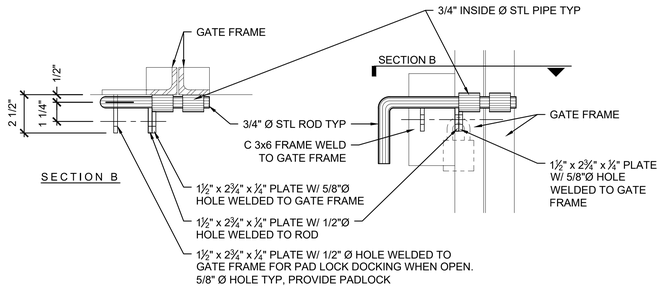

GATE LATCH

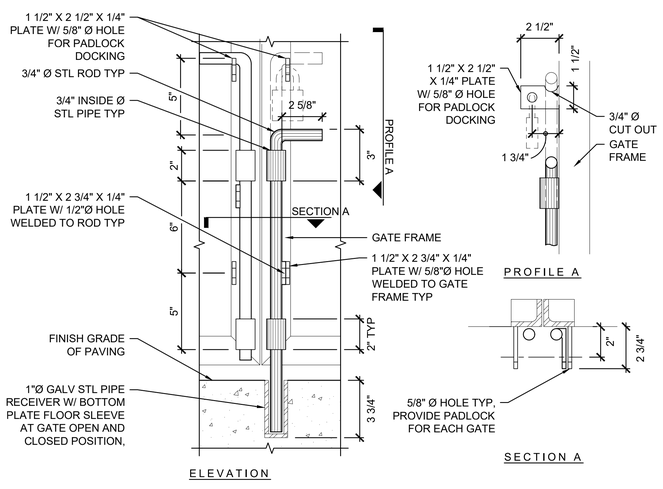

LOCKABLE DROP BAR

NOTES:
1. WELD CHAIN FOR PADLOCK TO EACH GATE LEAF WITH 12" OF CHAIN; COAT CHAIN TO MATCH GATE FINISH.
2. DROP BAR SHALL BE LOCKABLE IN UP AND DOWN POSITIONS.

6 CLF - LOCKABLE DROP BAR FOR MAINTENANCE GATE

SCALE: 3" = 1'

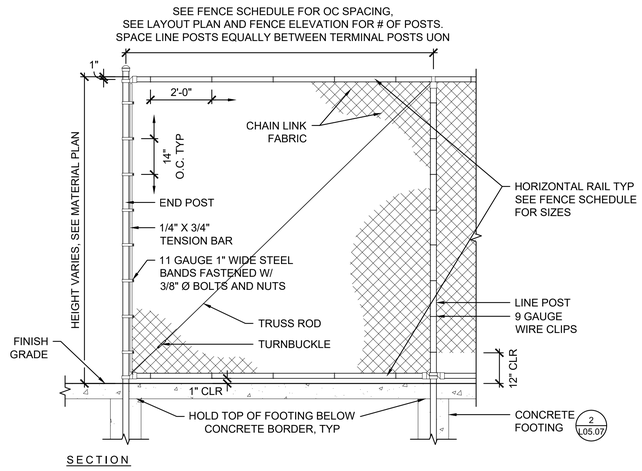

SECTION

FENCE SCHEDULE

"H" MAX HEIGHT ABOVE FINISH GRADE	DIAMETER & WEIGHT OF GATE, END, & CORNER POSTS	DIAMETER & WEIGHT OF LINE POST	HORIZONTAL RAILS	MAXIMUM POST SPACING
6'-0" FENCE	3 1/2" OD SCHEDULE 40	2 7/8" OD SCHEDULE 40	SIZE 1-5/8" OD SCHEDULE 40 PIPE	8'-0" OC

NOTES:
1. AT NO POINT SHALL A FENCE TERMINATION ALLOW A 4" SPHERE TO PASS. WHERE FENCE TERMINATES AT ADJACENT FENCING, TIE NEW TO (E) FENCE WITH FENCE FABRIC. AT ADJACENT WALLS, SET POST 3.5" MAX CLR OF WALL, OR FASTEN END POST TO WALL AND CONTINUE FENCE TO WALL.
2. SUBMIT SHOP DRAWINGS OF FENCE AND ANY SPECIAL TERMINATION CONDITIONS PLANNED OR ENCOUNTERED. GAIN ACCEPTANCE OF SHOP DRAWINGS PRIOR TO FABRICATION AND CONSTRUCTION.

3 CLF - ELEVATION

SCALE: 1/2" = 1'

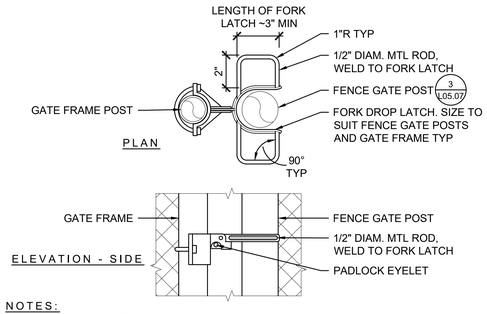

NOTES:
1. SHOP WELD TYP
2. FINISH AS NOTED ON MATERIALS LEGEND
3. SUBMIT SHOP DRAWINGS FOR REVIEW & ACCEPTANCE
4. DISTRICT TO PROVIDE PADLOCK & KEY. DURING CONSTRUCTION, CONTRACTOR TO PROVIDE TEMPORARY LOCK. AT COMPLETION OF THE PROJECT, NOTIFY & COORDINATE WITH THE DISTRICT, REMOVE TEMPORARY LOCK FOR INSTALLATION OF OWNER'S LOCK. DO NOT REMOVE TEMP LOCK UNTIL OWNER IS READY TO PROVIDE LOCK.

1 CLF - GATE LOCK & HARDWARE ADA

SCALE: 1 1/2" = 1'

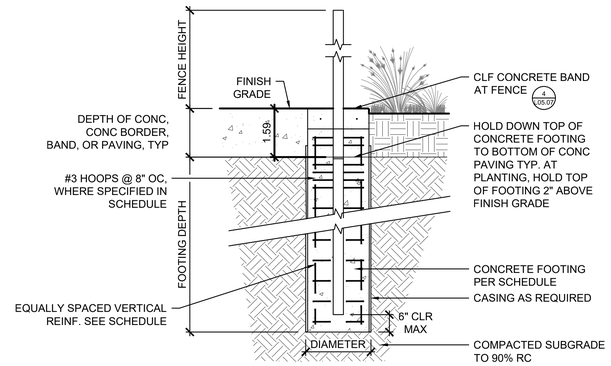

CONCRETE FOOTING SCHEDULE (PIERS)				
ITEM	DIAMETER	DEPTH	REMARKS	VERTICAL REINFORCEMENT
6'-0" FENCE	18"	60"	-	6 - #5
6'-0" GATE POST	24"	72"	-	6 - #5

NOTES:
1. IF GROUND WATER IS ENCOUNTERED AT PIERS SEE GEOTECHNICAL ENGINEER FOR PIER CASING REQUIREMENTS.
2. FENCE SPACING NOT TO EXCEED SPACING AS SHOWN ON TYPICAL CHAIN LINK FENCE ELEVATION.

2 CLF - FOOTING

SCALE: 1/2" = 1'

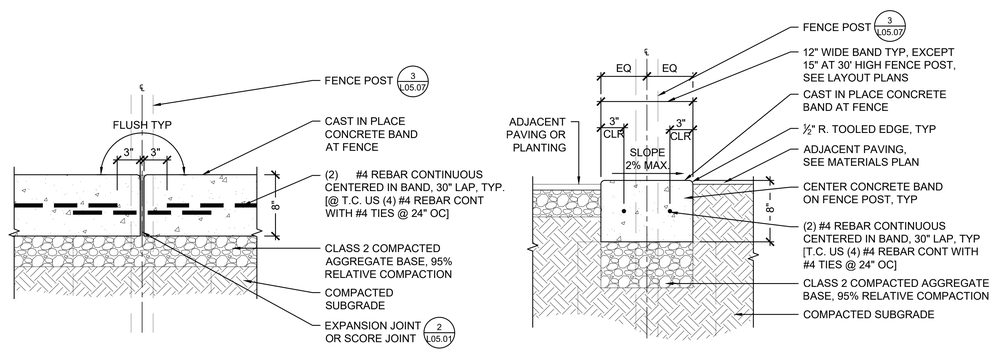

NOTES:
1. PROVIDE 5' LONG ON-SITE SAMPLE OF CONCRETE BAND FOR REVIEW & ACCEPTANCE.
2. PLACE CONCRETE BANDS FLUSH WITH ADJACENT PAVING AND TO PAVING TYP.
3. PLACE JOINTS CENTERED ON FENCE POSTS & EQUAL SPACED.
4. EJ @ END POST & CORNER POST & EVERY 3RD POST.
5. MATCH FINISH OF CONCRETE PAVING.

4 CLF - CONCRETE BAND AT FENCE

SCALE: 1 1/2" = 1'

ONLY THE ORIGINAL, SIGNED HARD COPY OF THIS DRAWING CONSTITUTES CARDUCCI & ASSOCIATES, INC. PROFESSIONAL WORK PRODUCT. ELECTRONIC COPIES DO NOT CONTAIN CARDUCCI & ASSOCIATES, INC. WILL NOT BE RESPONSIBLE FOR ANY AND ALL CHANGES TO THIS DRAWING, ELECTRONIC SUPPORTED FILE, OR ANY OTHER DERIVED BY OTHERS.

IF THE CONTRACTOR ENCOUNTERS ERRORS OR DISCREPANCIES ON THE DRAWINGS, OR SITE CONDITIONS WHICH PREVENT OR DELAY THE COMPLETION OF WORK AS INDICATED, THE CONTRACTOR SHALL NOTIFY THE OWNER AND LANDSCAPE ARCHITECT BY THE TIME OF BID OF ALL SUCH DEFICIENCIES. ALL DAMAGES, LOSSES, AND EXPENSES ARISING OUT OF OR RESULTING FROM SUCH DEFICIENCIES SHALL BE BORNE BY THE CONTRACTOR UNLESS THE LANDSCAPE ARCHITECT HAS FIRST BEEN NOTIFIED AND HAS ISSUED WRITTEN CORRECTIVE DIRECTIONS. THE CONTRACTOR SHALL INDEMNIFY AND HOLD THE LANDSCAPE ARCHITECT HARMLESS FROM ANY AND ALL CONSEQUENCES ARISING FROM ANY SUCH DEFICIENCIES OR DISCREPANCIES NOT REPORTED TO THE LANDSCAPE ARCHITECT PRIOR TO THE TIME OF BID.

QUATTROCCHI KWOK ARCHITECTS
Main:
636 Fifth Street, Santa Rosa, CA 95404
East Bay:
55 Harrison Street, Suite 525,
Oakland, CA 94607
(707) 576-0829

LICENSED ARCHITECT
AARON JOBSON
LICENSE # C30620
EXP OCTOBER 31, 2023
STATE OF CALIFORNIA

SIGNED: MONTH DAY, 2021

Gensler
45 Fremont Street
Suite 1500
San Francisco, CA 94105
United States
Tel 415.433.3700
Fax 415.836.4599

CARDUCCI ASSOCIATES
555 BEACH STREET FOURTH FLOOR
SAN FRANCISCO, CA 94133
www.carducciassociates.com

© 2021 CARDUCCI ASSOCIATES, INC.

LANDSCAPE ARCHITECT
CARDUCCI
8.31.2023
12.17.2021
STATE OF CALIFORNIA

GAVILAN COLLEGE

NEW COLLEGE CAMPUS

505 FAIRVIEW ROAD
HOLLISTER, CA 95023

GAVILAN JOINT COMMUNITY COLLEGE DISTRICT

DSA APP NO. 01-119906
ARCH PROJECT NO: 1897.00
DRAWN BY:
DRAWING SCALE:
PTN: 43-C4 FILE NO: N/A
DSA SUBMITTAL
FEBRUARY 4, 2022
SHEET TITLE

CONSTRUCTION DETAILS

SHEET NUMBER
L05.07

1/28/2022 1:52 PM

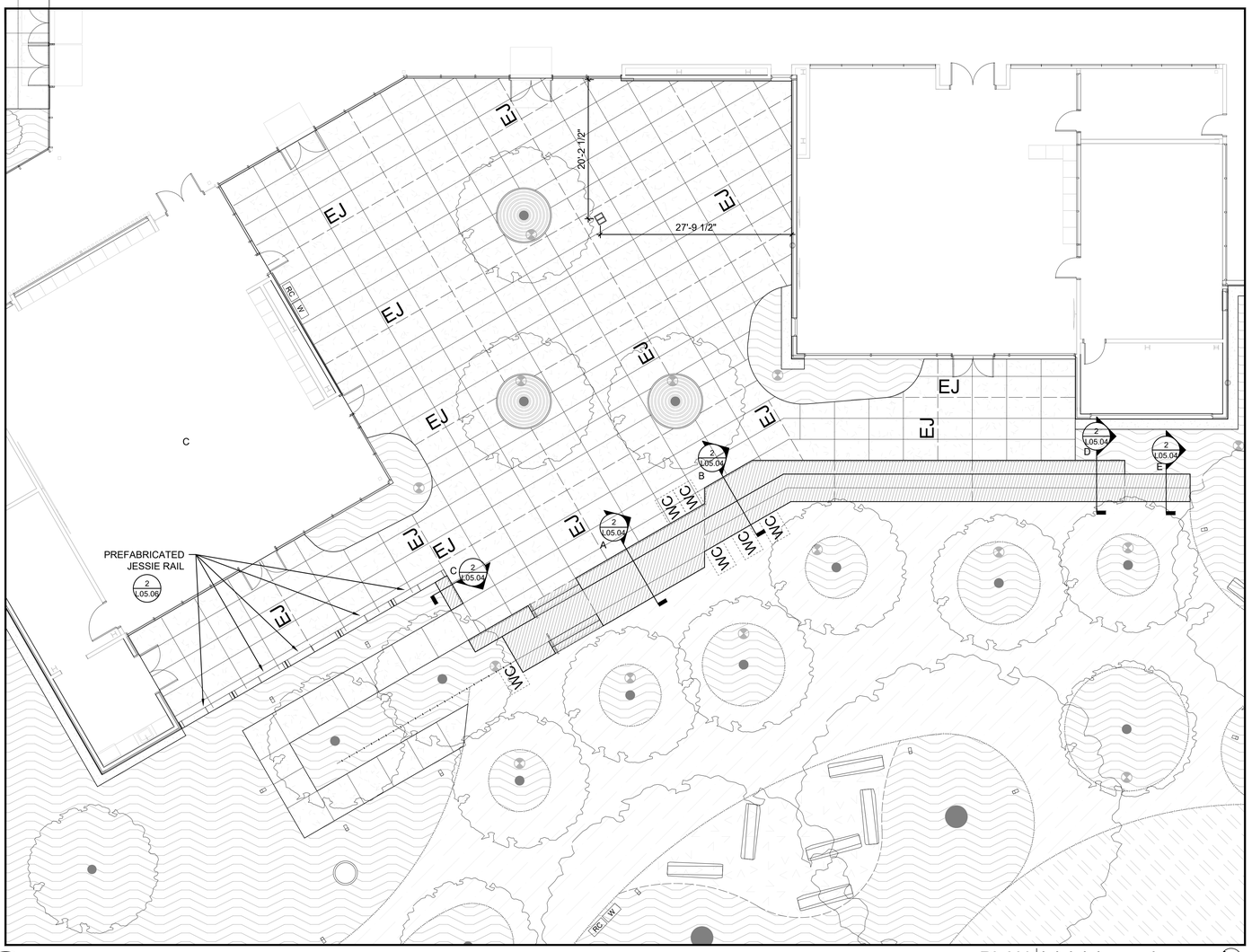

1 TERRACE ENLARGEMENT
SCALE: 1/8" = 1'

PLAN 0 8 16 FEET NORTH

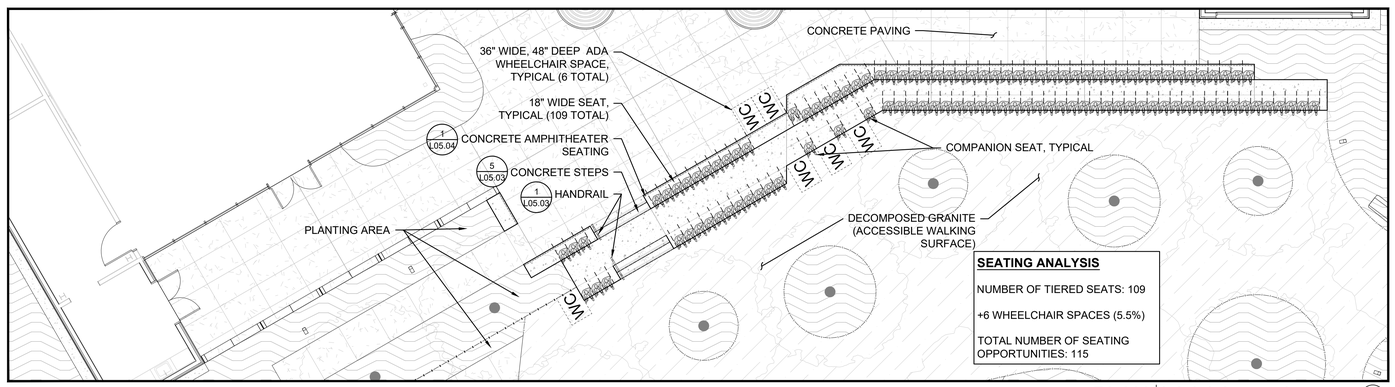

PLAN 0 8 16 FEET NORTH

2 AMPHITHEATER ADA SEATING
SCALE: 1/8" = 1'

ONLY THE ORIGINAL, SIGNED HARD COPY OF THIS DRAWING CONSTITUTES CARDUCCI & ASSOCIATES, INC. PROFESSIONAL WORK PRODUCT. ELECTRONIC COPIES DO NOT CONTAIN CARDUCCI & ASSOCIATES, INC. WILL NOT BE RESPONSIBLE FOR ANY ALTERATIONS MADE TO THIS DRAWING. ELECTRONIC DATA FORMATS, IN THEIR ORIGINAL FORM, ARE PROVIDED BY CARDUCCI & ASSOCIATES, INC.

IF THE CONTRACTOR ENCOUNTERS ERRORS OR DISCREPANCIES ON THE DRAWINGS, OR SITE CONDITIONS WHICH PREVENT OR DELAY THE COMPLETION OF WORK AS INDICATED, THE CONTRACTOR SHALL NOTIFY THE OWNER AND LANDSCAPE ARCHITECT BY THE TIME OF BID OF ALL SUCH ERRORS, DISCREPANCIES AND SITE CONDITIONS. THE CONTRACTOR SHALL ASSUME RESPONSIBILITY FOR ANY CONDITIONS, ERRORS, DISCREPANCIES OR OMISSIONS AT THE TIME OF BID.

1/28/2022 1:53 PM

QUATTROCCHI KWOK ARCHITECTS
Main:
636 Fifth Street, Santa Rosa, CA 95404
East Bay:
55 Harrison Street, Suite 525,
Oakland, CA 94607
(707) 576-0829

LICENSED ARCHITECT
AARON JOBSON
LICENSE # C30620
EXP OCTOBER 31, 2023
STATE OF CALIFORNIA

SIGNED: MONTH DAY, 2021

Gensler
45 Fremont Street
Suite 1500
San Francisco, CA 94105
United States
Tel 415.433.3700
Fax 415.836.4599

CARDUCCI ASSOCIATES
555 BEACH STREET FOURTH FLOOR
SAN FRANCISCO, CA 94133
www.carducciassociates.com

© 2021 CARDUCCI ASSOCIATES, INC.

LICENSED LANDSCAPE ARCHITECT
8.31.2023
12.17.2021
STATE OF CALIFORNIA

GAVILAN COLLEGE

NEW COLLEGE CAMPUS

505 FAIRVIEW ROAD
HOLLISTER, CA 95023

GAVILAN JOINT COMMUNITY COLLEGE DISTRICT

DSA APP NO. 01-119906

ARCH PROJECT NO: 1897.00
DRAWN BY:
DRAWING SCALE:
PTN: 43-C4 FILE NO: N/A

DSA SUBMITTAL
FEBRUARY 4, 2022

SHEET TITLE
CONSTRUCTION DETAILS - ENLARGEMENT

SHEET NUMBER
L05.08

IRRIGATION LEGEND

ROTATING NOZZLE LEGEND

SYMBOL	MODEL NUMBER	MNFR	NOZZLE COLOR	DESCRIPTION	RADIUS	GPM	PSI	■ PRECIP
9 L07.02	PROS-12-PRS40-CV-MP1000-360	HUNTER	OLIVE	FULL CIRCLE STREAM SPRAY, 12" POP-UP, CHECK VALVE, WITH PRESSURE REG	12.6'	0.75	40	0.39
	PROS-12-PRS40-CV-MP1000-210	HUNTER	LT BLUE	ADJUSTABLE 210°-270° ARC STREAM SPRAY, 12" POP-UP, WITH PRESSURE REG	12.6'	0.43-0.57	40	0.39
	PROS-12-PRS40-CV-MP1000-90	HUNTER	MAROON	ADJUSTABLE 90°-210° ARC STREAM SPRAY, 12" POP-UP, WITH PRESSURE REG	12.6'	0.19-0.43	40	0.39
	PROS-12-PRS40-CV-MP2000-360	HUNTER	RED	FULL CIRCLE STREAM SPRAY, 12" POP-UP, WITH PRESSURE REG	17.1'	1.47	40	0.39
	PROS-12-PRS40-CV-MP2000-210	HUNTER	GREEN	ADJUSTABLE 210°-270° STREAM SPRAY, 12" POP-UP, WITH PRESSURE REG	17.1'	0.86-1.10	40	0.39
	PROS-12-PRS40-CV-MP2000-90	HUNTER	BLACK	ADJUSTABLE 90°-210° ARC STREAM SPRAY, 12" POP-UP, WITH PRESSURE REG	18'-17.1'	0.40-0.86	40	0.39
	PROS-12-PRS40-CV-MP3000-360	HUNTER	GRAY	FULL CIRCLE STREAM SPRAY, 12" POP-UP, WITH PRESSURE REG	27'	3.64	40	0.39
	PROS-12-PRS40-CV-MP3000-210	HUNTER	YELLOW	ADJUSTABLE 210°-270° ARC STREAM SPRAY, 12" POP-UP, WITH PRESSURE REG	27'	2.12-2.73	40	0.39
	PROS-12-PRS40-CV-MP3000-90	HUNTER	BLUE	ADJUSTABLE 90°-210° ARC STREAM SPRAY, 12" POP-UP, WITH PRESSURE REG	27'	0.86-2.12	40	0.37-.39

BUBBLER LEGEND

				GPM	PSI
# L07.03 8 L07.02	570Z 4P-PRX-COM FB-25-PC	TORO	BLACK	FULL-CIRCLE FLOOD BUBBLER ON 4" POP-UP WITH PRESSURE REGULATION AND X-FLOW. FLOW AT 0.25 GPM, TYP	0.25	40

DRIP IRRIGATION LEGEND

1 L07.04	DZK-700	TORO	700 ULTRAFLOW IN-LINE DRIP ZONE VALVE KITS WITH Y-FILTER, REMOTE CONTROL VALVE, ISOLATION BALL VALVE, FLOW PRESSURE REGULATOR & EFFULENT VALVE ID TAG
	AS DETAILED	TORO	PVC TO DRIPPERLINE CONNECTION
	MAXIMUM LINE RUN LENGTH @ 25PSI:		
2 L07.04	RGP-218 515' RGP-418 340'	TORO	0.5 GPH BLACK DRIPPERLINE WITH ROOTGUARD EMITTERS AT 18" ON CENTER 1.0 GPH BLACK DRIPPERLINE WITH ROOTGUARD EMITTERS AT 18" ON CENTER
	RGP-212 360' RGP-412 240'	TORO	0.5 GPH BLACK DRIPPERLINE WITH ROOTGUARD EMITTERS AT 12" ON CENTER 1.0 GPH BLACK DRIPPERLINE WITH ROOTGUARD EMITTERS AT 12" ON CENTER
4 L07.04		TORO	DRIPPERLINE TO DRIPPERLINE CONNECTION. USE TORO LOC-EZE FITTINGS COMPATIBLE WITH DRIPPERLINE PIPE. USE THIS CONNECTION AT TIGHT BENDS AND AS INDICATED ON DETAIL DIAGRAM
5 L07.04	YD-500-34	TORO	AIR VACUUM RELIEF VALVE AND BOX PER DETAIL. CROSS-CONNECT ALL DRIPPERLINES TO AVRV WITH BLANK TUBING
6 L07.04	FCH-H-FIPT	TORO	AUTOMATIC FLUSH VALVE ASSEMBLY AND BOX PER DETAIL
7 L07.04	SEE DETAIL	TORO	MANUAL FLUSH VALVE ASSEMBLY AND AUTO-FLUSH VALVE IN BOX PER DETAIL
8 L07.04	570Z-6P-SI-0-T-5-60	TORO	570Z SERIES 6" POP-UP TO USE AS DRIP OPERATION INDICATOR. INSTALL PER SPRAY NOZZLE AND ADJUST TO NO FLOW. INSTALL AT THE END OF THE EACH DRIP SYSTEM AT THE COLLECTOR PIPE. SET FLUSH TO: (1) FINISH GRADE AT TURF AND HYDROSEED AREAS. (2) TOP OF MULCH IN SHRUB PLANTING AREAS. LOCATE AWAY FROM PATHWAYS AND OPPOSITE OF THE VALVE, OR DIRECTED BY THE SITE MAINTENANCE PERSONNEL.
	PVC: CLASS 200 SCH 40 UNDER PAVING	PURPLE PIPE TYP	PURPLE NON-PRESSURE LATERAL IRRIGATION PIPE WITH SOLVENT WELD SCHEDULE 40 FITTINGS. 3/4" MIN PIPE SIZE. INSTALL AS COLLECTOR LATERAL FOR ALL WATER THAT HAS PASSED THROUGH DRIPPERLINES

VALVE CALLOUT W/ DRIP VALVE INFO: DRIP LINE MODEL, FLOW RATE & LINE SPACING

x RGP 212
12"
#

DRIP LINE MODEL # (GPH AND EMITTER SPACING)

DRIP LINE SPACING (MAX)

SYMBOL	MODEL NUMBER	MNFR	DESCRIPTION &NOTES
	POINT OF CONNECTION		POINT OF CONNECTION FROM POTABLE WATER, STATIC WATER PRESSURE IS 90 PSI; MAXIMUM FLOW IS 450 GPM BASED ON MAINLINE SIZE. SEE CIVIL DRAWINGS FOR POTABLE WATER CONNECTION FROM STREET AND IRRIGATION METER.
C; 2 L07.01 1 L07.01	A2C-75D-SS A2C-D75	HUNTER	HUNTER ACC2 IRRIGATION DECODER (CONTROLLER) BASE 75 STATIONS W/ 75 STATION EXPANSION MODULE (A2C-75D) FOR TOTAL OF 150 STATIONS. REMOTE READY, SOLAR SYNC MODULE. STAINLESS STEEL WALL MOUNT CABINET, MOUNTED INSIDE ELECTRICAL ROOM AS SHOWN IN IRRIGATION PLANS. 5-YEAR SERVICE CONTRACT. COORDINATE INSTALLATION WITH HUNTER REPRESENTATIVE: CHRISTINE HAWKINS (650)-288-5308
	ROAMXL-KIT	HUNTER	TRANSMITTER, RECIEVER, SMARTPORT WIRING HARNESS & CARRING CASE FOR REMOTE ACCESS CONTROLLERS FOR 2 MILE RANGE FROM CONTROLLER
WSS	WSS-SEN	HUNTER	HUNTER WIRELESS SOLAR SYNC CONNECTED TO SOLAR SYNC MODULE LOCATED IN CONTROLLER ENCLOSURE, LOCATE SOLAR SYNC IN LOCATION UNOBSTRUCTED FROM ACCURATELY MEASURING RAIN & TEMP. PLACE SENSOR IN A INCONSPICUOUS VANDAL FREE LOCATION WITHIN 200' OF THE CONTROLLER
IWB	ID1-WIRE (14 GAUGE WIRE)	3M	JACKETED & TWISTED SOLID CORE PAIR OF14 AWG DECODER WIRE, INSTALL PARALLEL TO MAINLINE. INSTALL IN PVC SCHEDULE 40 ELECTRICAL CONDUIT UNDER PAVING, SIZE AS REQUIRED
	3M-DBR/Y-6	3M	3AMP DBRY-600 WIRE CONNECTOR; MUST BE USED ON ALL 2 WIRE PATH CONNECTIONS IN PULL BOX
1 L07.03 2 L07.03	① ICD-100 ② ICD-200 ④ ICD-400 ⑥ ICD-600 SEN ICD-SEN	HUNTER	DECODERS: 100 = SINGLE STATION 200 = 2 STATION 400 = 4 STATION 600 = 6 STATION SEN = SENSOR DECODER (FLOW SENSOR)
G	GROUNDING ROD	--	EVERY 600 LF OF WIRE RUN MUST BE GROUNDED.
SP	TW-LA-1	RAINMASTER	2-WIRE LINE SURGE PROTECTOR, INSTALL EVERY 600 FEET ALONG 2-WIRE PATH
3 L07.01 6 L07.01 BFP-6	LF860 - 6"	FEBCO	6" LEAD-FREE REDUCED PRESSURE BACKFLOW PREVENTER WITH FROST BLANKET IN GUARDSHACK GS-5 CLAMSHELL ENCLOSURE. ENCLOSURE TO BE BLACK POWDERCOAT
3 L07.01 7 L07.01 BFP	LF825Y - 3/4"	FEBCO	3/4" LEAD-FREE REDUCED PRESSURE BACKFLOW PREVENTER WITH FROST BLANKET - USED FOR WILDLIFE FOUNTAIN. INSTALL IN GUARDSHACK GS-1 LIFT-OFF ENCLOSURE. ENCLOSURE TO BE BLACK POWDERCOAT.
SEE PLANTING PLAN FOR VALVE LOCATIONS TYP: 1 L07.02	ICV-XXXG-FS SERIES RCV WITH FILTER SENTRY	HUNTER	REMOTE CONTROL VALVE ASSEMBLY. SIZE PER PLAN. INSTALL PER DETAIL
7 L07.01	LT-####-T LINE SIZE TYP (2" AND SMALLER)	KBI	LO-TORQUE™ SCH 80 PVC THREADED BALL VALVE SHUT-OFF OR ISOLATION VALVE, FOR LINES 2" AND SMALLER
6 L07.01	#F-619-RW-SON LINE SIZE TYP (2-1/2" AND LARGER)	NIBCO	FLANGED, NON-RISING STEM RESILIENT WEDGE IRON BODY GATE VALVE. SHUT-OFF ISOLATION VALVE, FOR LINES 2 1/2" AND LARGER
7 L07.02	100-2SLLVC LK - PROVIDE (3) TOTAL 100-MHS - PROVIDE (3) TOTAL 100-SLK - PROVIDE (3) TOTAL	TORO	2-PIECE, 1" SINGLE-LUG RECYCLED WATER QUICK COUPLER VALVE W/ LAVENDER LOCKING COVER KEY FOR LOCKING COVER 1" NPT x 1" MHT HOSE SWIVEL SINGLE LUG KEY, 1" TOP PIPE THREAD OUTLET W/INTERNAL 3/4" NPT THREAD
VALVE BOX LAYOUT: 6 L07.02 PB	CARSON #1419 CHRISTY #N-9 (PAVING)	OLD CASTLE	PULL BOX
3 L07.02: MV	2160 - (4")	GRISWOLD	(4") NORMALLY OPEN MASTER VALVE
4 L07.01 FS	QS200-30	FLOMEC	(3") FLOW SENSOR
TRENCHING DETAIL: 5 L07.02	PVC: CLASS 200 SCH 40 UNDER PAVING	--	NON-PRESSURE LATERAL IRRIGATION PIPE WITH SOLVENT WELD SCHEDULE 40 FITTINGS. 3/4" MIN. PIPE SIZE MAIN PRESSURE IRRIGATION PIPE, SEE SPECS
	PVC: CLASS 315 / SCHEDULE 40 / CLASS 200	--	SIZE MATERIAL 1"-1½" SCH 40 W/SOLVENT WELD SCH 40 FITTINGS 2"-3" CLASS 315 W SOLVENT WELD SCH 40 FITTINGS 4"-6 CLASS 200 RUBBER GASKETED (RING-TITE) PIPE W/ RUBBER GASKETED DEEP BELL FITTINGS
	PVC: CLASS 315	--	SLEEVE. MINIMUM 2X DIAMETER OF IRRIGATION PIPE INSIDE SLEEVES. IF MULTIPLE PIPES ARE INSTALLED IN THE SAME SLEEVE, SLEEVES SHALL BE 2X DIAMETER OF COMBINED DIAMETERS OF ALL PIPES IN THE SLEEVE.
E E	PVC: SCHEDULE 40 ELECTRICAL CONDUIT	-- --	ELECTRICAL CONDUIT. SIZE AS REQUIRED. INSTALL PARALLEL TO MAIN LINE UNDER ALL PAVING
FS FS	FLOW SENSOR CABLE	--	ELECTRICAL CONDUIT. SIZE AS REQUIRED. INSTALL PARALLEL TO MAIN LINE UNDER ALL PAVING.
W	PVC	--	SCH 40 W/SOLVENT WELD SCH 40 FITTINGS

¾" 1" 1¼" 1½" 2" 2½" 3" 3½" — LATERAL SIZING

¾" 1" 1¼" 1½" 2" 2½" 3" 4" 6" 8" — MAINLINE SIZING

— STATION NUMBER
SIZE — VALVE SIZE
GPM — GALLONS PER MINUTE

IRRIGATION NOTES

VALVE BOX SPECIFICATIONS:

1. PLASTIC IRRIGATION VALVE BOXES SHALL BE GREEN COLOR. USE CONCRETE BOXES IN DG & PAVING AREAS AS SHOWN IN THE IRRIGATION DETAILS.
2. IRRIGATION VALVE LOCATIONS ARE SHOWN DIAGRAMMATICALLY ON THE IRRIGATION PLANS. SEE PLANTING PLAN FOR INSTALLATION LOCATIONS, AS WELL AS VALVE BOX LAYOUT DETAIL

SPRAY AND GENERAL IRRIGATION NOTES:

1. INSTALL MAIN LINES, LATERAL LINES AND EQUIPMENT IN PLANTING AREAS AND NOT UNDER PAVEMENT EXCEPT WHERE NECESSARY BETWEEN PLANTERS SEPARATED BY PAVEMENT.
2. INSTALL ALL HEADS ADJACENT TO BUILDINGS AT LEAST 18" AWAY FROM THE BUILDING FACE.
3. THE CONTRACTOR SHALL VERIFY THAT THERE IS NO OVERSPRAY ONTO BUILDINGS, WALLS, COLUMNS OR FENCES. ADJUST OR RENOZZLE AS REQUIRED.
4. INSTALL SLEEVES FOR ALL LATERALS UNDER CONCRETE AND ASPHALT PAVING UNLESS SPECIFICALLY NOTED OTHERWISE.
5. IRRIGATION VALVE LOCATIONS ARE SHOWN DIAGRAMMATICALLY ON THE IRRIGATION PLANS. SEE PLANTING PLAN AND VALVE BOX LAYOUT DETAIL FOR INSTALLATION LOCATIONS. VALVES NOT INSTALLED AS SHOWN IN PLANTING PLANS WILL BE RELOCATED AT NO COST TO OWNER.

SUBSURFACE DRIP IRRIGATION NOTES:

1. PROVIDE TEMPORARY SUPPLEMENTAL OVERHEAD IRRIGATION (HAND WATERING) TO ESTABLISH PLANTS.
2. HOLD DRIPPERLINES 18" OFF FACE OF BUILDING, 6" OFF PAVING @ SHRUBS, 2" OFF PAVING @ SOD, TURF & GROUNDCOVER TYP.
3. SPACE DRIPPERLINES EQUALLY WITHIN EACH ZONE UNLESS OTHERWISE NOTED (12" OR 18" O.C. MAX PER LEGEND)
4. FOR SLOPES GREATER THAN 10:1, MODIFY DRIPPERLINE SPACING ON THE BOTTOM 1/3 OF THE SLOPE TO BE 25% GREATER.
5. DRIP SYSTEMS WITH 12" & 18" EMITTER SPACING HAVE DIFFERENT PRECIPITATION RATES. INDEPENDENTLY TEST AND SET RUN TIMES FOR THESE TWO CONDITIONS.
6. INSTALL AVRV(S) AT HIGH POINT(S) OF EACH PLANTING AREA. AVRV'S ARE SHOWN TO INDICATE INTENT- LOCATE AS REQUIRED BASED ON ACTUAL GRADES OF THE SITE. LOCATE (1) AVRV PER 500' OF DRIPPERLINE TUBING, TYP. SEE DETAIL

IRRIGATION SYSTEM MAINTENANCE

1. SYSTEM OBSERVATION: THE CONTRACTOR SHALL VISUALLY CHECK ALL SYSTEMS FOR PROPER OPERATION ON A WEEKLY BASIS AND MAKE ALL NECESSARY REPAIRS. ALL EQUIPMENT SHALL BE ADJUSTED AS NECESSARY FOR PROPER COVERAGE AND FUNCTION.
2. ESTABLISHMENT IRRIGATION SCHEDULING: FOR THE FIRST 90-DAYS OF PLANTING ESTABLISHMENT AND MAINTENANCE, PROGRAM CONTROLLER IN A PLANTING ESTABLISHMENT IRRIGATION MODE. SCHEDULE IRRIGATION TO ESTABLISH PLANTINGS PER THE SPECIFICATIONS.
3. CLIMATOLOGICALLY CONTROLLED IRRIGATION SCHEDULING: FOR THE LAST 60-DAYS OF PLANTING ESTABLISHMENT AND MAINTENANCE, PROGRAM CONTROLLER TO RUN AUTOMATICALLY, SITE-SPECIFIC CLIMATOLOGICAL EVAPOTRANSPIRATION (ET) DATA. OPTIMIZE AUTOMATIC SCHEDULE AS REQUIRED FOR PLANT MATERIALS, SUN, ASPECT, SOLAR REFLECTANCE & HEAT ISLANDS, LOCALITY, SLOPE, AND THE INSTALLED IRRIGATION SYSTEM. CHECK SYSTEM FOR PROPER FUNCTION AND ADJUST AUTOMATIC SCHEDULE WEEKLY TO PROVIDE OPTIMAL CONDITIONS FOR SUSTAINING HEALTHY PLANTING.
4. MAINTENANCE STAFF TRAINING: PERFORM A FULL INSTRUCTION SESSION IN THE PRESENCE OF THE DESIGNATED MAINTENANCE PERSONNEL DEMONSTRATING THE IRRIGATION CONTROLLER SYSTEM, PROGRAM ADJUSTMENT AND OVER-RIDES, SYSTEM TESTING, TROUBLE-SHOOTING, ETC. INCLUDE INSTRUCTIONS ON HOW TO TURN OFF SYSTEM IN CASE OF EMERGENCY.
5. REPAIRS: DURING THE PLANT ESTABLISHMENT & MAINTENANCE PERIOD, ALL REPAIRS MADE TO THE IRRIGATION SYSTEM SHALL BE AT THE CONTRACTOR'S EXPENSE. ALL REPAIRS SHALL BE MADE WITHIN TWENTY-FOUR (24) HOURS.
6. SYSTEM CERTIFICATION: OBTAIN A LETTER OF CERTIFICATION FROM CONTROLLER MANUFACTURER'S REPRESENTATIVE CERTIFYING THAT THE CONTROLLER IS PROPERLY PROGRAMMED AND IN WORKING ORDER BEFORE THE END OF THE MAINTENANCE PERIOD.

HYDROZONE INFORMATION TABLE

REFERENCE ANNUAL ET_O FOR: (NEAREST CITY; WUCOLS IV)	GILROY	43.6

ET ADJUSTMENT FACTOR	.65	ET ADJ FACTOR PER MWELO & CALGREEN: 0.65= SCHOOL 0.55= RESIDENTIAL 0.45= NON-RESIDENTIAL	SLA ADDITIONAL WATER ALLOWANCE (1.0-ETAF)	0.35

HYDROZONE	WUCOLS IV PLANT FACTOR (PF)	IRR METHOD DRIP: 0.81 BUBB.: 0.81 SPRAY: 0.75	IRRIGATION EFFICIENCY (IE)	$ETAF_Z$ (PF/IE)	LANDSCAPE AREA (SQ FT)	$ETAF_Z$ X AREA	ESTIMATED TOTAL WATER USE (ETWU)
A - FOUNTAINS	1.0	WATER FEAT.	.75	1.33	40	53.33	1441.71
2	.3	D	.81	0.37	960	355.56	9611.38
3	.3	D	.81	0.37	1468	543.70	14697.40
4	.3	D	.81	0.37	3592	1330.37	35962.57
5	.7	D	.81	0.86	745	643.83	17403.94
6	.3	D	.81	0.37	4243	1571.48	42480.29
7	.7	B	.81	0.86	72	62.22	1681.99
8	.6	B	.81	0.74	180	133.33	3604.27
9	.2	B	.81	0.25	68	16.79	453.87
10	.3	D	.81	0.37	2690	996.30	26931.88
11	.3	D	.81	0.37	1606	594.81	16079.03
12	.2	B	.81	0.25	41	10.12	273.66
13	.3	B	.81	0.37	59	21.85	590.70
14	.6	B	.81	0.74	144	106.67	2883.41
15	.3	B	.81	0.37	40	14.81	400.47
16	.6	B	.81	0.74	36	26.67	720.85
17	.7	D	.81	0.86	642	554.81	14997.75
18	.6	D	.81	0.74	1213	898.52	24288.75
19	.3	D	.81	0.37	1008	373.33	10091.95
20	.3	D	.81	0.37	3442	1274.81	34460.79
21	.3	B	.81	0.37	110	40.74	1101.30
22	.3	B	.81	0.37	98	36.30	981.16
23	.3	D	.81	0.37	2864	1060.74	28673.94
24	.3	D	.81	0.37	2569	951.48	25720.45
25	.3	B	.81	0.37	47	17.41	470.56
26	.7	B	.81	0.86	4	3.46	93.44
27	.2	B	.81	0.25	32	7.90	213.59
28	.5	B	.81	0.62	16	9.88	266.98
29	.3	B	.81	0.37	35	12.96	350.41
30	.3	D	.81	0.37	2142	793.33	21445.39
31	.2	B	.81	0.25	20	4.94	133.49
32	.3	B	.81	0.37	12	4.44	120.14
33	.6	D	.81	0.74	1047	775.56	20964.82
34	.3	D	.81	0.37	2829	1047.78	28323.53
35	.7	D	.81	0.86	156	134.81	3644.31
36	.3	D	.81	0.37	2840	1051.85	28433.66
37	.6	B	.81	0.74	8	5.93	160.19
38	.3	B	.81	0.37	72	26.67	720.85
39	.3	B	.81	0.37	40	14.81	400.47
40	.2	B	.81	0.25	20	4.94	133.49
41	.3	B	.81	0.37	48	17.78	480.57
42	.7	B	.81	0.86	4	3.46	93.44
43	.3	D	.81	0.37	3805	1409.26	38095.10
44	.3	D	.81	0.37	3445	1275.93	34490.83
45	.7	D	.81	0.86	218	188.40	5092.70
46	.7	D	.81	0.86	93	80.37	2172.57
47	.3	S	.75	0.40	2552	1020.80	27594.27
48	.2	B	.81	0.25	52	12.84	347.08
49	.3	S	.75	0.40	10919	4367.60	118064.96
50	.3	S	.75	0.40	1624	649.60	17559.99
51	.3	B	.81	0.37	36	13.33	360.43
52	.3	D	.81	0.37	3964	1468.15	39686.98
53	.7	D	.81	0.86	98	84.69	2289.38
54	.3	D	.81	0.37	2440	903.70	24428.92
55	.3	B	.81	0.37	28	10.37	280.33
56	.7	B	.81	0.86	4	3.46	93.44
57	.3	D	.81	0.37	4043	1497.41	40477.92
58	.7	D	.81	0.86	77	66.54	1798.80
59	.6	D	.81	0.74	532	394.07	10652.61
60	.3	D	.81	0.37	3837	1421.11	38415.48
61	.4	D	.81	0.49	1166	575.80	15565.09
62	.3	B	.81	0.37	160	59.26	1601.90
63	.3	B	.81	0.37	12	4.44	120.14
64	.3	S	.75	0.40	5516	2206.40	59643.40
65	.3	S	.75	0.40	3640	1456.00	39358.59
66	.3	S	.75	0.40	12061	4824.40	130413.18
67	.3	S	.75	0.40	14543	5817.20	157250.55
68	.2	B	.81	0.25	96	23.70	640.76
				TOTAL	112263.00	45445.33	1,228,478.25
SPECIAL LANDSCAPE AREAS							
N/A				1	0	0.00	0.00
	TOTAL LANDSCAPE AREA (LA + SLA)				112,263.00		

TOTAL ETWU	TOTAL ETWU ALL AREAS (SLA AND REGULAR LA)	TOTAL ETWU	1,228,478.25
MAWA	(ANNUAL ETO)(0.62 CONVERSION FACTOR) [(ET ADJUSTMENT FACTOR)(TOTAL LANDSCAPE AREA) + ((1-ETAF)*SLA)]]	MAWA	1,972,550.72

AVERAGE ETAF	SUM($ETAF_Z$ X AREA) / TOTAL AREA (AVERAGE ETAF AS DESIGNED, EXCLUSIVE OF SLA_E)	0.40

1/28/2022 1:53 PM

ONLY THE ORIGINAL, SIGNED HARD COPY OF THIS DRAWING CONSTITUTES CARDUCCI & ASSOCIATES, INC. PROFESSIONAL WORK PRODUCT. ELECTRONIC COPIES DO NOT CONSTITUTE A SIGNED DOCUMENT. THE ENGINEER WILL NOT BE RESPONSIBLE FOR ANY MODIFICATIONS MADE TO THIS DRAWING ELECTRONICALLY OR OTHERWISE. THIS IS NOT CERTIFIED BY CARDUCCI & ASSOCIATES, INC.

IF THE CONTRACTOR ENCOUNTERS ERRORS OR DISCREPANCIES ON THE DRAWINGS, OR SITE CONDITIONS WHICH PREVENT OR DELAY THE COMPLETION OF WORK AS INDICATED, THE CONTRACTOR SHALL NOTIFY THE OWNER AND LANDSCAPE ARCHITECT BY THE TIME OF BID OF ALL SUCH DISCREPANCIES, OR SHALL BE HELD RESPONSIBLE FOR ANY COSTS INCURRED BY THE OWNER DUE TO THE DISCREPANCY. DAMAGE BECAUSE OF SITE CONDITIONS, ERRORS, OR DISCREPANCIES ON THE DRAWINGS, OR SITE CONDITIONS WHICH PREVENT OR DELAY THE COMPLETION OF WORK AS INDICATED, THE CONTRACTOR SHALL NOTIFY THE OWNER AND LANDSCAPE ARCHITECT BY THE TIME OF BID OF ALL SUCH DISCREPANCIES, OR SHALL BE HELD RESPONSIBLE FOR ANY COSTS INCURRED BY THE OWNER DUE TO THE DISCREPANCY. DAMAGE BECAUSE OF SITE CONDITIONS, ERRORS, DISCREPANCIES OR OMISSIONS AT THE TIME OF BID.

QUATTROCCHI KWOK ARCHITECTS
Main:
636 Fifth Street, Santa Rosa, CA 95404
East Bay:
55 Harrison Street, Suite 525,
Oakland, CA 94607
(707) 576-0829

LICENSED ARCHITECT
AARON JOBSON
LICENSE # C30620
EXP OCTOBER 31, 2023
STATE OF CALIFORNIA

SIGNED: MONTH DAY, 2021

Gensler
45 Fremont Street
Suite 1500
San Francisco, CA 94105
United States
Tel 415.433.3700
Fax 415.836.4599

CARDUCCI ASSOCIATES
555 BEACH STREET FOURTH FLOOR
SAN FRANCISCO, CA 94133
www.carducciassociates.com

© 2021 CARDUCCI ASSOCIATES, INC.

LANDSCAPE ARCHITECT
AARON JOBSON
No. 3620
8.31.2023
12.17.2021
STATE OF CALIFORNIA

GAVILAN COLLEGE

NEW COLLEGE CAMPUS

505 FAIRVIEW ROAD
HOLLISTER, CA 95023

GAVILAN JOINT COMMUNITY COLLEGE DISTRICT

DSA APP NO. 01-119906
ARCH PROJECT NO: 1897.00
DRAWN BY:
DRAWING SCALE:
PTN: 43-C4 FILE NO: N/A

DSA SUBMITTAL
FEBRUARY 4, 2022

SHEET TITLE
IRRIGATION LEGEND

SHEET NUMBER
L06.00A

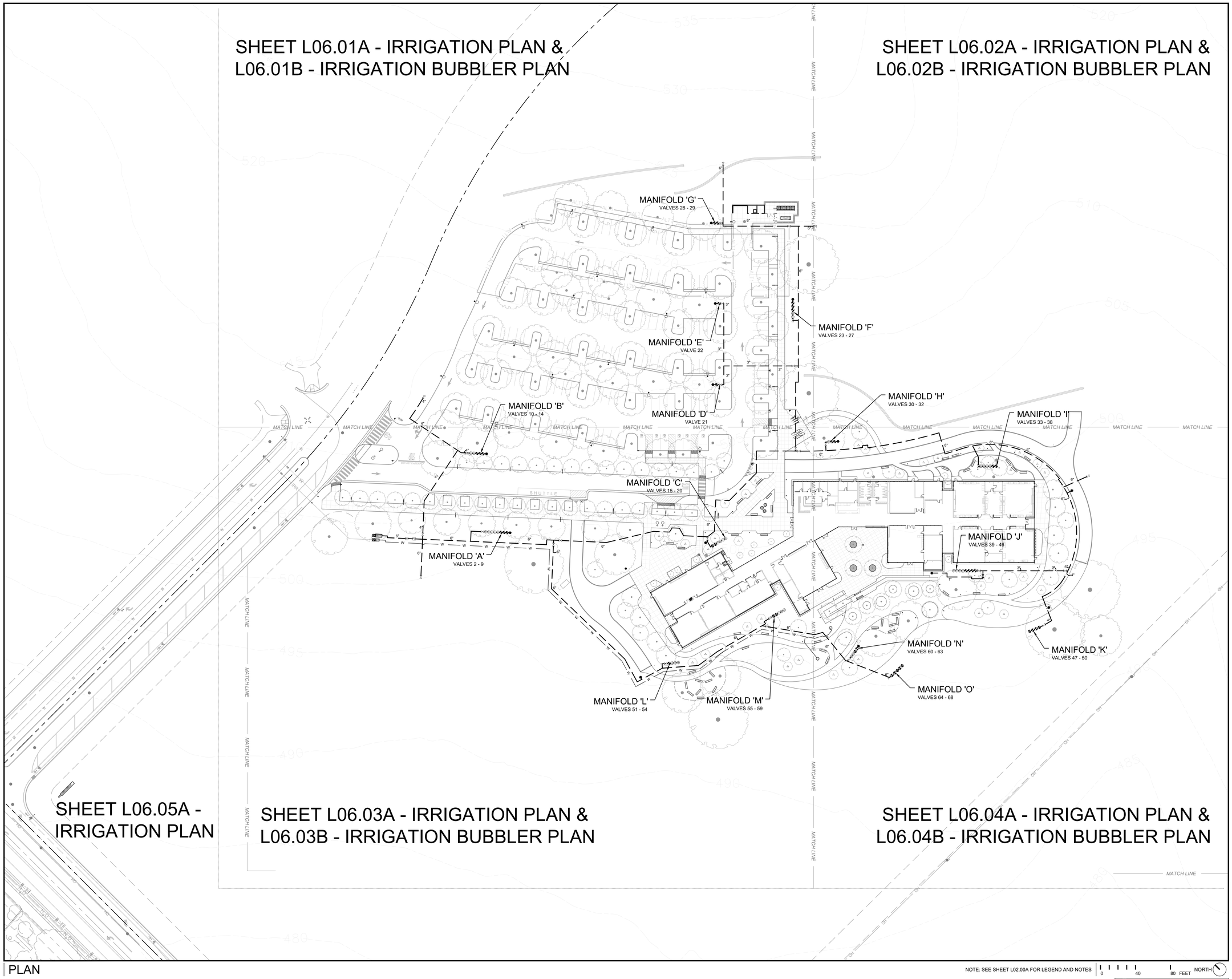

PLAN

NOTE: SEE SHEET L02.00A FOR LEGEND AND NOTES

0 40 80 FEET NORTH

811 Know what's below. Call 811 before you dig.

1/28/2022 1:53 PM

ONLY THE ORIGINAL, SIGNED HARD COPY OF THIS DRAWING CONSTITUTES CARDUCCI & ASSOCIATES, INC. PROFESSIONAL WORK PRODUCT. ELECTRONIC COPIES DO NOT CONTAIN CARDUCCI & ASSOCIATES, INC. SEALS AND/OR SIGNATURES. CARDUCCI & ASSOCIATES, INC. WILL NOT BE RESPONSIBLE OR ANY AND/OR CONSEQUENCE TO THE DRAWING ELECTRONICALLY DISTRIBUTED OR REPRODUCED, THAT IS NOT OPENED BY CARDUCCI & ASSOCIATES, INC.

IF THE CONTRACTOR ENCOUNTERS ERRORS OR DISCREPANCIES ON THE DRAWINGS, OR SITE CONDITIONS WHICH PREVENT OR DELAY THE COMPLETION OF WORK AS INDICATED, THE CONTRACTOR SHALL NOTIFY THE OWNER AND LANDSCAPE ARCHITECT BY THE TIME OF BID OF ALL SUCH DISCREPANCIES OR CONDITIONS. THE CONTRACTOR SHALL TOGETHER WITH THE LANDSCAPE ARCHITECT, HAS THE OWNER'S WRITTEN APPROVAL OF ANY CONDITIONS, ERRORS, DISCREPANCIES OR OMISSIONS AT THE TIME OF BID.

QUATTROCCHI KWOK ARCHITECTS
Main:
636 Fifth Street, Santa Rosa, CA 95404
East Bay:
55 Harrison Street, Suite 525,
Oakland, CA 94607
(707) 576-0829

LICENSED ARCHITECT
AARON JOBSON
LICENSE # C30620
EXP OCTOBER 31, 2023
STATE OF CALIFORNIA

SIGNED: MONTH DAY, 2021

Gensler
45 Fremont Street
Suite 1500
San Francisco, CA 94105
United States
Tel 415.433.3700
Fax 415.836.4599

CARDUCCI ASSOCIATES
555 BEACH STREET FOURTH FLOOR
SAN FRANCISCO, CA 94133
www.carducciassociates.com

© 2021 CARDUCCI ASSOCIATES, INC.

LICENSED LANDSCAPE ARCHITECT
8.31.2023
12.17.2021
STATE OF CALIFORNIA

GAVILAN COLLEGE

NEW COLLEGE CAMPUS

505 FAIRVIEW ROAD
HOLLISTER, CA 95023

GAVILAN JOINT COMMUNITY COLLEGE DISTRICT

DSA APP NO. 01-119906

ARCH PROJECT NO: 1897.00

DRAWN BY:

DRAWING SCALE:

PTN: 43-C4 FILE NO: N/A

DSA SUBMITTAL

FEBRUARY 4, 2022

SHEET TITLE

IRRIGATION PLAN OVERVIEW

SHEET NUMBER

L06.00B

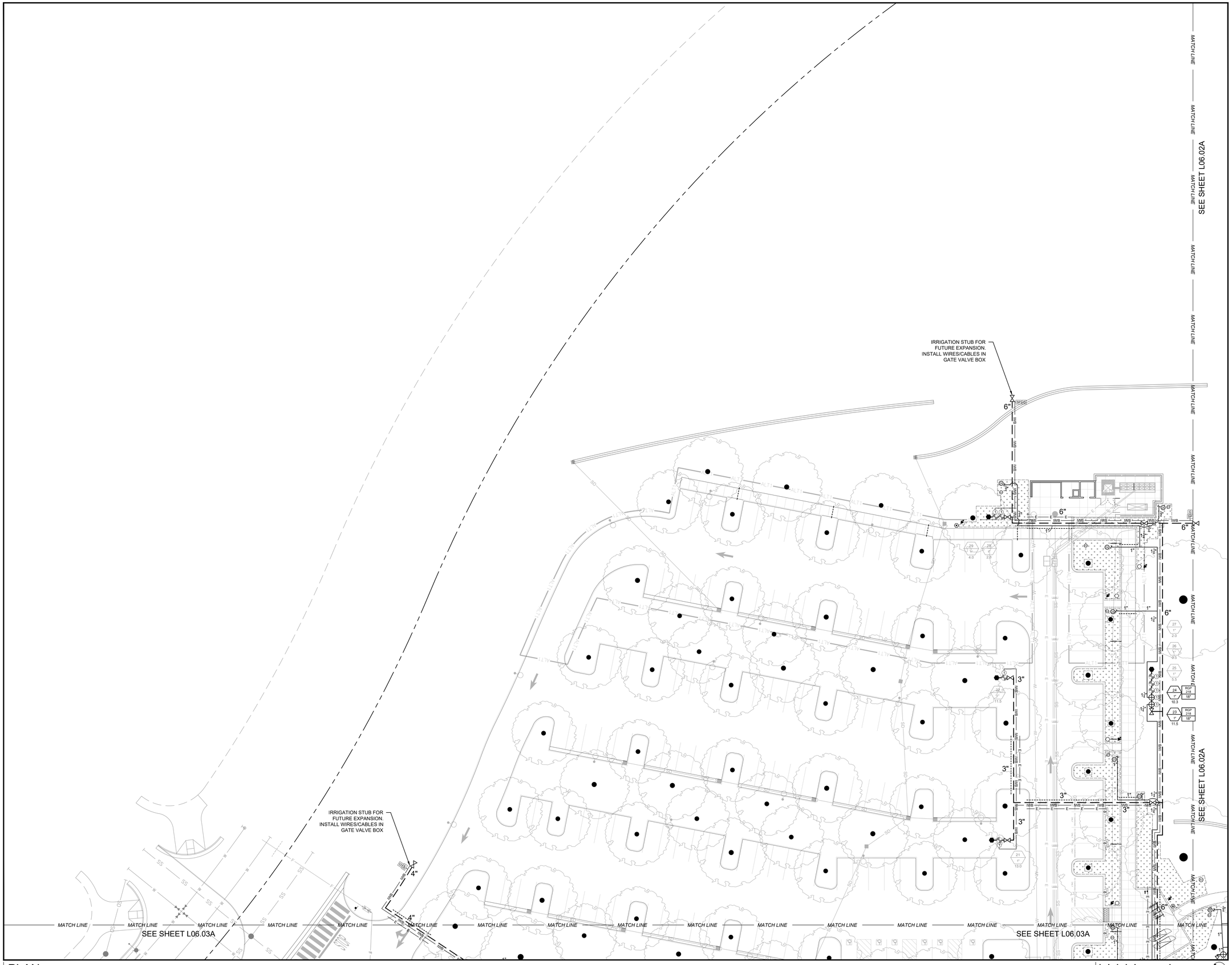

PLAN

NOTE: SEE SHEET L06.00A FOR LEGEND AND NOTES

0 20 40 FEET

TITLE 23 MODEL WATER EFFICIENT LANDSCAPE ORDINANCE COMPLIANCE:
I HAVE COMPLIED WITH THE CRITERIA OF THE ORDINANCE AND APPLIED THEM ACCORDINGLY FOR THE EFFICIENT USE OF WATER IN THE IRRIGATION DESIGN PLAN.

811 Know what's below. Call 811 before you dig.

PM

ONLY THE ORIGINAL SEALED AND SIGNED COPY OF THIS DRAWING CONSTITUTES CARDUCCI & ASSOCIATES, INC. PROFESSIONAL WORK PRODUCT. ELECTRONIC COPIES DO NOT CARDUCCI & ASSOCIATES, INC. WILL NOT BE RESPONSIBLE FOR ANY MODIFICATIONS MADE TO THIS DRAWING ELECTRONIC OR OTHERWISE THAT IS NOT SIGNED BY CARDUCCI & ASSOCIATES, INC.

IF THE CONTRACTOR INDICATES DISCREPANCIES ON THE DRAWINGS, OR SITE CONDITIONS AND PRESENT OR ISSUE THE CORRECTION OF WORK AS INDICATED, THE CONTRACTOR SHALL NOTIFY THE OWNER AND LANDSCAPE ARCHITECT BY THE TIME OF BID OF ALL SUCH ERRORS, DISCREPANCIES OR OMISSIONS. THE CONTRACTOR SHALL TEMPORARY AND PERFORM THE LANDSCAPE ARCHITECT AND THE OWNER HARMLESS IF AFTER CONTRACTING FOR THE WORK HE HAS MONETARY DAMAGE BECAUSE OF SITE CONDITIONS, ERRORS, DISCREPANCIES OR OMISSIONS AT THE TIME OF BID.

QUATTROCCHI KWOK ARCHITECTS
Main:
636 Fifth Street, Santa Rosa, CA 95404
East Bay:
55 Harrison Street, Suite 525,
Oakland, CA 94607
(707) 576-0829

LICENSED ARCHITECT
AARON JOBSON
LICENSE # C30620
EXP OCTOBER 31, 2023
STATE OF CALIFORNIA

SIGNED: MONTH DAY, 2021

Gensler
45 Fremont Street
Suite 1500
San Francisco, CA 94105
United States
Tel 415.433.3700
Fax 415.836.4599

CARDUCCI ASSOCIATES
555 BEACH STREET FOURTH FLOOR
SAN FRANCISCO, CA 94133
www.carducciassociates.com

© 2021 CARDUCCI ASSOCIATES, INC.

8.31.2023
12.17.2021

GAVILAN COLLEGE

NEW COLLEGE CAMPUS

505 FAIRVIEW ROAD
HOLLISTER, CA 95023

GAVILAN JOINT COMMUNITY COLLEGE DISTRICT

DSA APP NO.	01-119906
ARCH PROJECT NO:	1897.00
DRAWN BY:	
DRAWING SCALE:	
PTN: 43-C4	FILE NO: N/A

DSA SUBMITTAL
FEBRUARY 4, 2022

SHEET TITLE

IRRIGATION PLAN

SHEET NUMBER

L06.01A

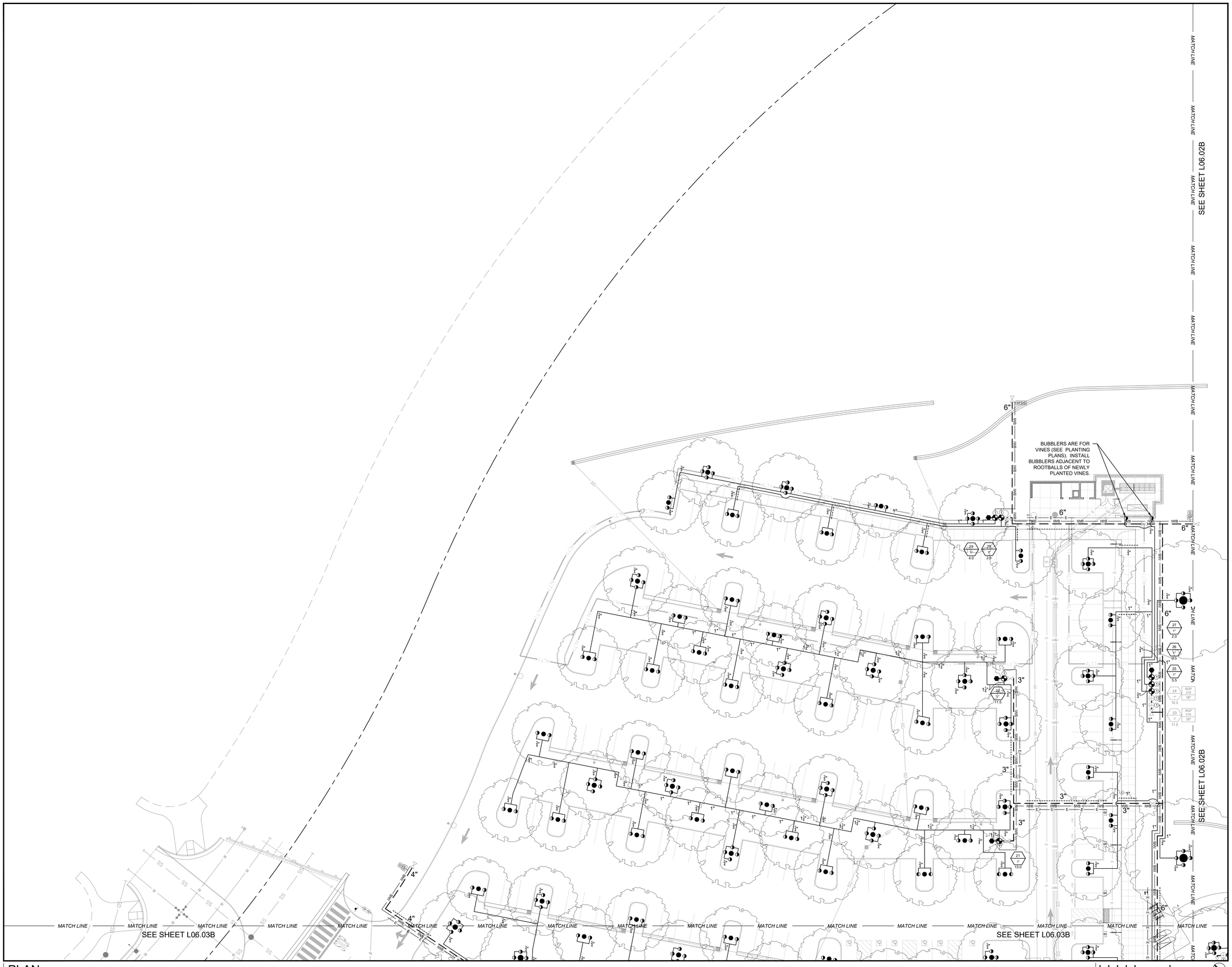

PLAN

NOTE: SEE SHEET L06.00A FOR LEGEND AND NOTES

0 20 40 FEET NORTH

TITLE 23 MODEL WATER EFFICIENT LANDSCAPE ORDINANCE COMPLIANCE:
I HAVE COMPLIED WITH THE CRITERIA OF THE ORDINANCE AND APPLIED THEM ACCORDINGLY FOR THE EFFICIENT USE OF WATER IN THE IRRIGATION DESIGN PLAN.

811 Know what's below. Call 811 before you dig.

BILL THE ORIGINAL SIGNED AND SEALED COPY OF THE DRAWING CONSTITUTES CARDUCCI & ASSOCIATES, INC. PROFESSIONAL WORK PRODUCT. ELECTRONIC COPIES DO NOT CARDUCCI & ASSOCIATES, INC. WILL NOT BE RESPONSIBLE FOR ANY MODIFICATIONS MADE TO THIS DRAWING ELECTRONIC OR OTHERWISE THAT IS NOT SIGNED BY CARDUCCI & ASSOCIATES, INC.

IF THE CONTRACTOR DISCOVERS DISCREPANCIES IN THE DRAWINGS, OR SITE CONDITIONS WHICH PREVENT TO BID AT THE CORRECTION OF WORK AS INDICATED, THE CONTRACTOR FOR ERRORS, DISCREPANCIES AND OMISSIONS. THE CONTRACTOR SHALL INDEMNIFY AND HOLD THE LANDSCAPE ARCHITECT AND THE OWNER HARMLESS IF AFTER CONTRACTING FOR THE WORK HE HAS MONETARY DAMAGE BECAUSE OF SITE CONDITIONS, ERRORS, DISCREPANCIES OR OMISSIONS AT THE TIME OF BID.

QUATTROCCHI KWOK ARCHITECTS
Main:
636 Fifth Street, Santa Rosa, CA 95404
East Bay:
55 Harrison Street, Suite 525,
Oakland, CA 94607
(707) 576-0829

LICENSED ARCHITECT
AARON JOBSON
LICENSE # C30620
EXP OCTOBER 31, 2023
STATE OF CALIFORNIA

SIGNED: MONTH DAY, 2021

Gensler
45 Fremont Street
Suite 1500
San Francisco, CA 94105
United States
Tel 415.433.3700
Fax 415.836.4599

CARDUCCI ASSOCIATES
555 BEACH STREET FOURTH FLOOR
SAN FRANCISCO, CA 94133
www.carducciassociates.com

© 2021 CARDUCCI ASSOCIATES, INC.

8.31.2023
12.17.2021

GAVILAN COLLEGE

NEW COLLEGE CAMPUS

505 FAIRVIEW ROAD
HOLLISTER, CA 95023

GAVILAN JOINT COMMUNITY COLLEGE DISTRICT

DSA APP NO.	01-119906
ARCH PROJECT NO:	1897.00
DRAWN BY:	
DRAWING SCALE:	
PTN: 43-C4	FILE NO: N/A

DSA SUBMITTAL

FEBRUARY 4, 2022

SHEET TITLE

IRRIGATION BUBBLER PLAN

SHEET NUMBER

L06.01B

PM



PLAN

NOTE: SEE SHEET L06.00A FOR LEGEND AND NOTES

0 20 40 FEET NORTH

TITLE 23 MODEL WATER EFFICIENT LANDSCAPE ORDINANCE COMPLIANCE:
I HAVE COMPLIED WITH THE CRITERIA OF THE ORDINANCE AND APPLIED THEM ACCORDINGLY FOR THE EFFICIENT USE OF WATER IN THE IRRIGATION DESIGN PLAN.

811 Know what's below. Call 811 before you dig.

BILT THE ORIGINAL SIGNED/SEALED COPY OF THIS DRAWING CONSTITUTES CARDUCCI & ASSOCIATES, INC. PROFESSIONAL WORK PRODUCT. ELECTRONIC COPIES DO NOT CARDUCCI & ASSOCIATES, INC. WILL NOT BE RESPONSIBLE FOR ANY MODIFICATIONS MADE TO THIS DRAWING ELECTRONIC OR OTHERWISE THAT IS NOT SIGNED BY CARDUCCI & ASSOCIATES, INC.

IF THE CONTRACTOR DISCOVERS ERRORS OR DISCREPANCIES IN THE DRAWINGS, OR SITE CONDITIONS AND/OR PRIOR TO BID AT THE DIRECTION OF WORK AS INDICATED, THE CONTRACTOR SHALL NOTIFY THE OWNER AND LANDSCAPE ARCHITECT BY THE TIME OF BID OF ALL SUCH ERRORS, DISCREPANCIES AND OMISSIONS. THE CONTRACTOR SHALL INDEMNIFY AND HOLD THE LANDSCAPE ARCHITECT AND THE OWNER HARMLESS IF AFTER CONTRACTING FOR THE WORK HE HAS MONETARY DAMAGE BECAUSE OF SITE CONDITIONS, ERRORS, DISCREPANCIES OR OMISSIONS AT THE TIME OF BID.

P/M

QUATTROCCHI KWOK ARCHITECTS
Main:
636 Fifth Street, Santa Rosa, CA 95404
East Bay:
55 Harrison Street, Suite 525,
Oakland, CA 94607
(707) 576-0829

LICENSED ARCHITECT
AARON JOBSON
LICENSE # C30620
EXP OCTOBER 31, 2023
STATE OF CALIFORNIA

SIGNED: MONTH DAY, 2021

Gensler
45 Fremont Street
Suite 1500
San Francisco, CA 94105
United States
Tel 415.433.3700
Fax 415.836.4599

CARDUCCI ASSOCIATES
555 BEACH STREET FOURTH FLOOR
SAN FRANCISCO, CA 94133
www.carducciassociates.com

© 2021 CARDUCCI ASSOCIATES, INC.

LICENSED LANDSCAPE ARCHITECT
2339
8.31.2023
12.17.2021
STATE OF CALIFORNIA

GAVILAN COLLEGE

NEW COLLEGE CAMPUS

505 FAIRVIEW ROAD
HOLLISTER, CA 95023

GAVILAN JOINT COMMUNITY COLLEGE DISTRICT

DSA APP NO.	01-119906
ARCH PROJECT NO:	1897.00
DRAWN BY:	
DRAWING SCALE:	
PTN: 43-C4	FILE NO: N/A

DSA SUBMITTAL

FEBRUARY 4, 2022

SHEET TITLE

IRRIGATION PLAN

SHEET NUMBER

L06.02A

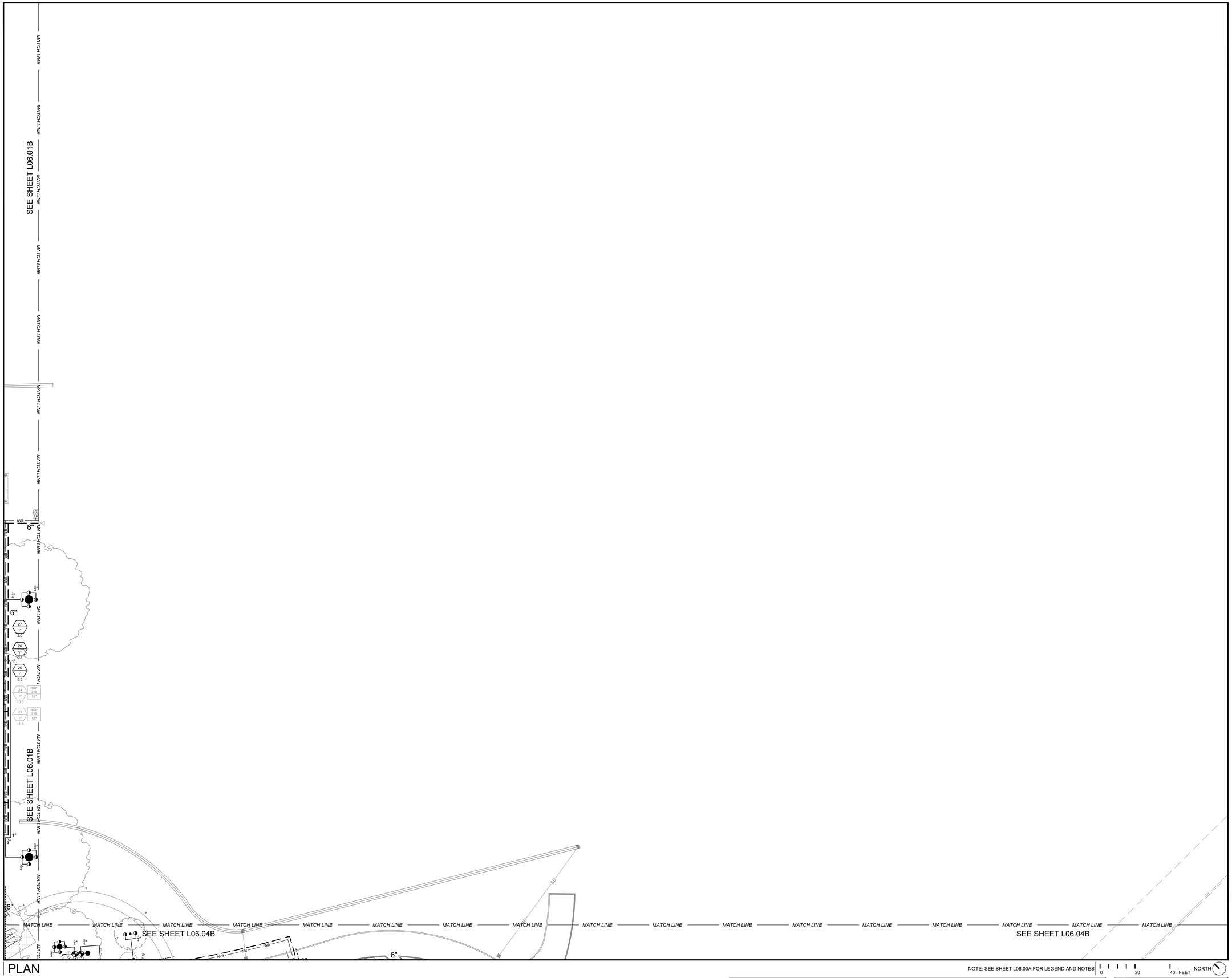

PLAN

NOTE: SEE SHEET L06.00A FOR LEGEND AND NOTES

0 20 40 FEET

NORTH

TITLE 23 MODEL WATER EFFICIENT LANDSCAPE ORDINANCE COMPLIANCE:
I HAVE COMPLIED WITH THE CRITERIA OF THE ORDINANCE AND APPLIED THEM ACCORDINGLY FOR THE EFFICIENT USE OF WATER IN THE IRRIGATION DESIGN PLAN.

811 Know what's below. Call 811 before you dig.

ON THE ORIGINAL SIGNED COPY OF THIS DRAWING CONSTITUTES CARDUCCI & ASSOCIATES, INC. PROFESSIONAL WORK PRODUCT. ELECTRONIC COPIES DO NOT CARDUCCI & ASSOCIATES, INC. WILL NOT BE RESPONSIBLE FOR ANY MODIFICATIONS MADE TO THIS DRAWING ELECTRONIC OR OTHERWISE THAT IS NOT SIGNED BY CARDUCCI & ASSOCIATES, INC.

IF THE CONTRACTOR ENCOUNTERS ERRORS OR DISCREPANCIES ON THE DRAWING, OR SITE CONDITIONS WHICH PREVENT OR DELAY THE COMPLETION OF WORK AS INDICATED, THE CONTRACTOR SHALL NOTIFY THE OWNER AND LANDSCAPE ARCHITECT BY THE TIME OF BID OF ALL SUCH ERRORS, DISCREPANCIES AND OMISSIONS. THE CONTRACTOR SHALL INDEMNIFY AND HOLD THE LANDSCAPE ARCHITECT AND THE OWNER HARMLESS IF AFTER CONTRACTING FOR THE WORK HE HAS MONETARY DAMAGE BECAUSE OF SITE CONDITIONS, ERRORS, DISCREPANCIES OR OMISSIONS AT THE TIME OF BID.

QUATTROCCHI KWOK ARCHITECTS
Main:
636 Fifth Street, Santa Rosa, CA 95404
East Bay:
55 Harrison Street, Suite 525,
Oakland, CA 94607
(707) 576-0829

LICENSED ARCHITECT
AARON JOBSON
LICENSE # C30620
EXP OCTOBER 31, 2023
STATE OF CALIFORNIA

SIGNED: MONTH DAY, 2021

Gensler
45 Fremont Street
Suite 1500
San Francisco, CA 94105
United States
Tel 415.433.3700
Fax 415.836.4599

CARDUCCI ASSOCIATES
555 BEACH STREET FOURTH FLOOR
SAN FRANCISCO, CA 94133
www.carducciassociates.com

© 2021 CARDUCCI ASSOCIATES, INC.

CALIFORNIA LANDSCAPE ARCHITECT
2339
8.31.2023
12.17.2021
STATE OF CALIFORNIA

GAVILAN COLLEGE

NEW COLLEGE CAMPUS

505 FAIRVIEW ROAD
HOLLISTER, CA 95023

GAVILAN JOINT COMMUNITY COLLEGE DISTRICT

DSA APP NO. 01-119906

ARCH PROJECT NO: 1897.00
DRAWN BY:
DRAWING SCALE:
PTN: 43-C4 FILE NO: N/A

DSA SUBMITTAL
FEBRUARY 4, 2022

SHEET TITLE

IRRIGATION BUBBLER PLAN

SHEET NUMBER

L06.02B

PM

PLAN

NOTE: SEE SHEET L06.00A FOR LEGEND AND NOTES

0 20 40 FEET NORTH

TITLE 23 MODEL WATER EFFICIENT LANDSCAPE ORDINANCE COMPLIANCE:
I HAVE COMPLIED WITH THE CRITERIA OF THE ORDINANCE AND APPLIED THEM ACCORDINGLY FOR THE EFFICIENT USE OF WATER IN THE IRRIGATION DESIGN PLAN.

811 Know what's below. Call 811 before you dig.

ONLY THE ORIGINAL SIGNED COPY OF THIS DRAWING CONSTITUTES CARDUCCI & ASSOCIATES, INC. PROFESSIONAL WORK PRODUCT. ELECTRONIC COPIES DO NOT CARDUCCI & ASSOCIATES, INC. WILL NOT BE RESPONSIBLE FOR ANY MODIFICATIONS MADE TO THIS DRAWING ELECTRONIC OR OTHERWISE THAT IS NOT SIGNED BY CARDUCCI & ASSOCIATES, INC.

IF THE CONTRACTOR EXCAVATES ERRORS OR DISCREPANCIES IN THE DRAWING, OR IF THE CONDITIONS WHICH PREVENT THE CONTRACTOR FROM ERRORS, DISCREPANCIES AND OMISSIONS. THE CONTRACTOR SHALL INDEMNIFY AND HOLD THE LANDSCAPE ARCHITECT AND THE OWNER HARMLESS IF AFTER CONTRACTING FOR THE WORK HE HAS MONETARY DAMAGE BECAUSE OF SITE CONDITIONS, ERRORS, DISCREPANCIES OR OMISSIONS IN THE TIME OF BID.

QUATTROCCHI KWOK ARCHITECTS
Main:
636 Fifth Street, Santa Rosa, CA 95404
East Bay:
55 Harrison Street, Suite 525,
Oakland, CA 94607
(707) 576-0829

LICENSED ARCHITECT
AARON JOBSON
LICENSE # C30620
EXP OCTOBER 31, 2023
STATE OF CALIFORNIA

SIGNED: MONTH DAY, 2021

Gensler
45 Fremont Street
Suite 1500
San Francisco, CA 94105
United States
Tel 415.433.3700
Fax 415.836.4599

CARDUCCI ASSOCIATES
555 BEACH STREET FOURTH FLOOR
SAN FRANCISCO, CA 94133
www.carducciassociates.com

© 2021 CARDUCCI ASSOCIATES, INC.

8.31.2023
12.17.2021

GAVILAN COLLEGE

NEW COLLEGE CAMPUS

505 FAIRVIEW ROAD
HOLLISTER, CA 95023

GAVILAN JOINT COMMUNITY COLLEGE DISTRICT

DSA APP NO. 01-119906

ARCH PROJECT NO: 1897.00
DRAWN BY:
DRAWING SCALE:
PTN: 43-C4 FILE NO: N/A

DSA SUBMITTAL
FEBRUARY 4, 2022

SHEET TITLE

IRRIGATION PLAN

SHEET NUMBER

L06.03A

PM

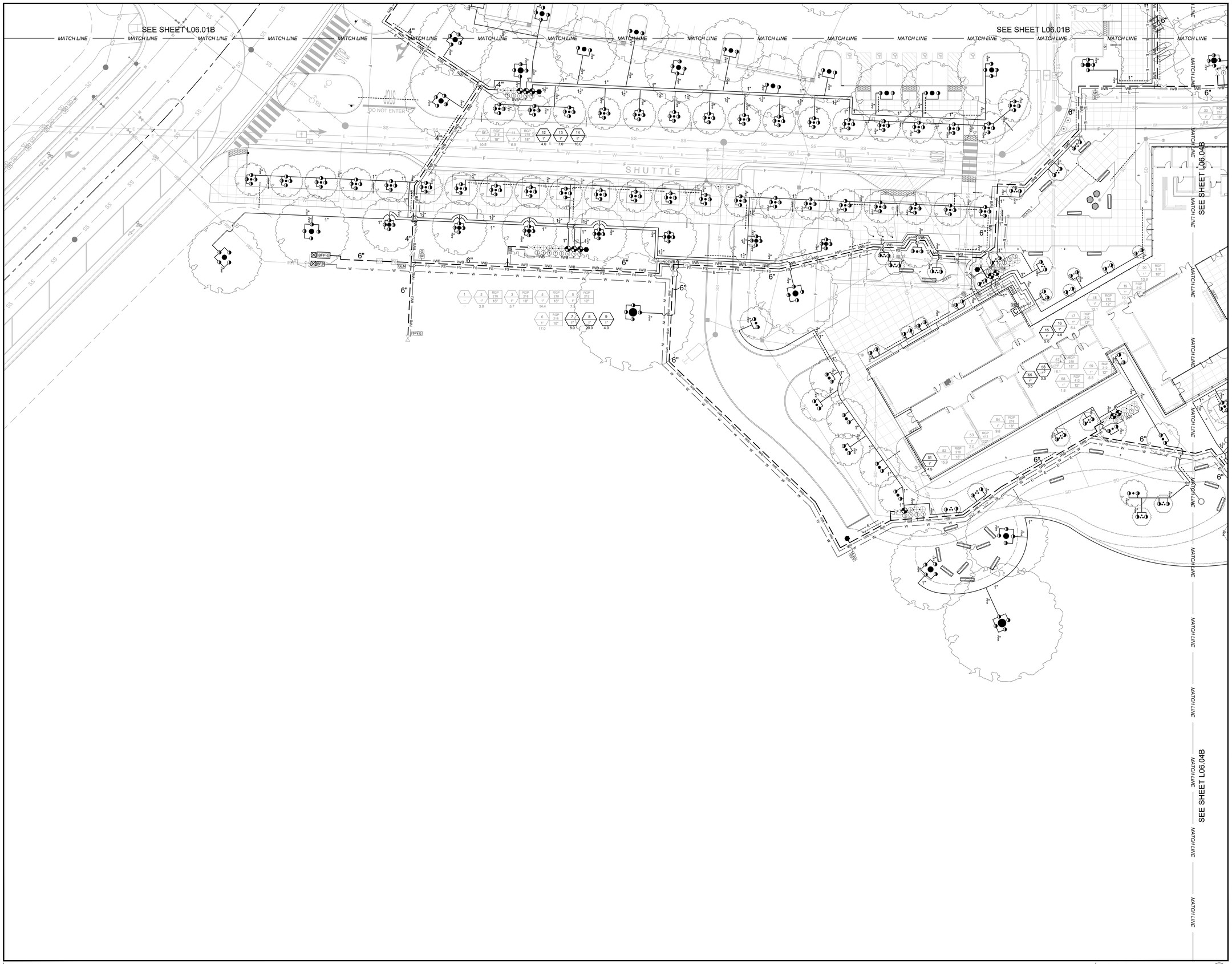

PLAN

NOTE: SEE SHEET L06.00A FOR LEGEND AND NOTES

0 20 40 FEET

NORTH

TITLE 23 MODEL WATER EFFICIENT LANDSCAPE ORDINANCE COMPLIANCE:
I HAVE COMPLIED WITH THE CRITERIA OF THE ORDINANCE AND APPLIED THEM ACCORDINGLY FOR THE EFFICIENT USE OF WATER IN THE IRRIGATION DESIGN PLAN.

811 Know what's below. Call 811 before you dig.

ON ALL THE ORIGINAL SCALE DRAWING COPY OF THIS DRAWING CONSTITUTES CARDUCCI & ASSOCIATES, INC. PROFESSIONAL WORK PRODUCT. ELECTRONIC COPIES DO NOT CARDUCCI & ASSOCIATES, INC. WILL NOT BE RESPONSIBLE FOR ANY MODIFICATIONS MADE TO THIS DRAWING ELECTRONIC OR OTHERWISE THAT IS NOT SIGNED BY CARDUCCI & ASSOCIATES, INC.

IF THE CONTRACTOR DISCOVERS ERRORS OR DISCREPANCIES ON THE DRAWINGS, OR SITE CONDITIONS THAT VIOLATE CODES, ORDINANCES AND OMISSIONS. THE CONTRACTOR SHALL INDEMNIFY AND HOLD THE LANDSCAPE ARCHITECT AND THE OWNER HARMLESS IF AFTER CONTRACTING FOR THE WORK HE HAS MONETARY DAMAGE BECAUSE OF SITE CONDITIONS, ERRORS, DISCREPANCIES OR OMISSIONS IN THE TIME OF BID.

QUATTROCCHI KWOK ARCHITECTS
Main:
636 Fifth Street, Santa Rosa, CA 95404
East Bay:
55 Harrison Street, Suite 525,
Oakland, CA 94607
(707) 576-0829

LICENSED ARCHITECT
AARON JOBSON
LICENSE # C30620
EXP OCTOBER 31, 2023
STATE OF CALIFORNIA

SIGNED: MONTH DAY, 2021

Gensler
45 Fremont Street
Suite 1500
San Francisco, CA 94105
United States
Tel 415.433.3700
Fax 415.836.4599

CARDUCCI ASSOCIATES
555 BEACH STREET FOURTH FLOOR
SAN FRANCISCO, CA 94133
www.carducciassociates.com

© 2021 CARDUCCI ASSOCIATES, INC.

8.31.2023
12.17.2021

GAVILAN COLLEGE

NEW COLLEGE CAMPUS

505 FAIRVIEW ROAD
HOLLISTER, CA 95023

GAVILAN JOINT COMMUNITY COLLEGE DISTRICT

DSA APP NO. 01-119906

ARCH PROJECT NO: 1897.00
DRAWN BY:
DRAWING SCALE:
PTN: 43-C4 FILE NO: N/A

DSA SUBMITTAL

FEBRUARY 4, 2022

SHEET TITLE

IRRIGATION BUBBLER PLAN

SHEET NUMBER

L06.03B

PM

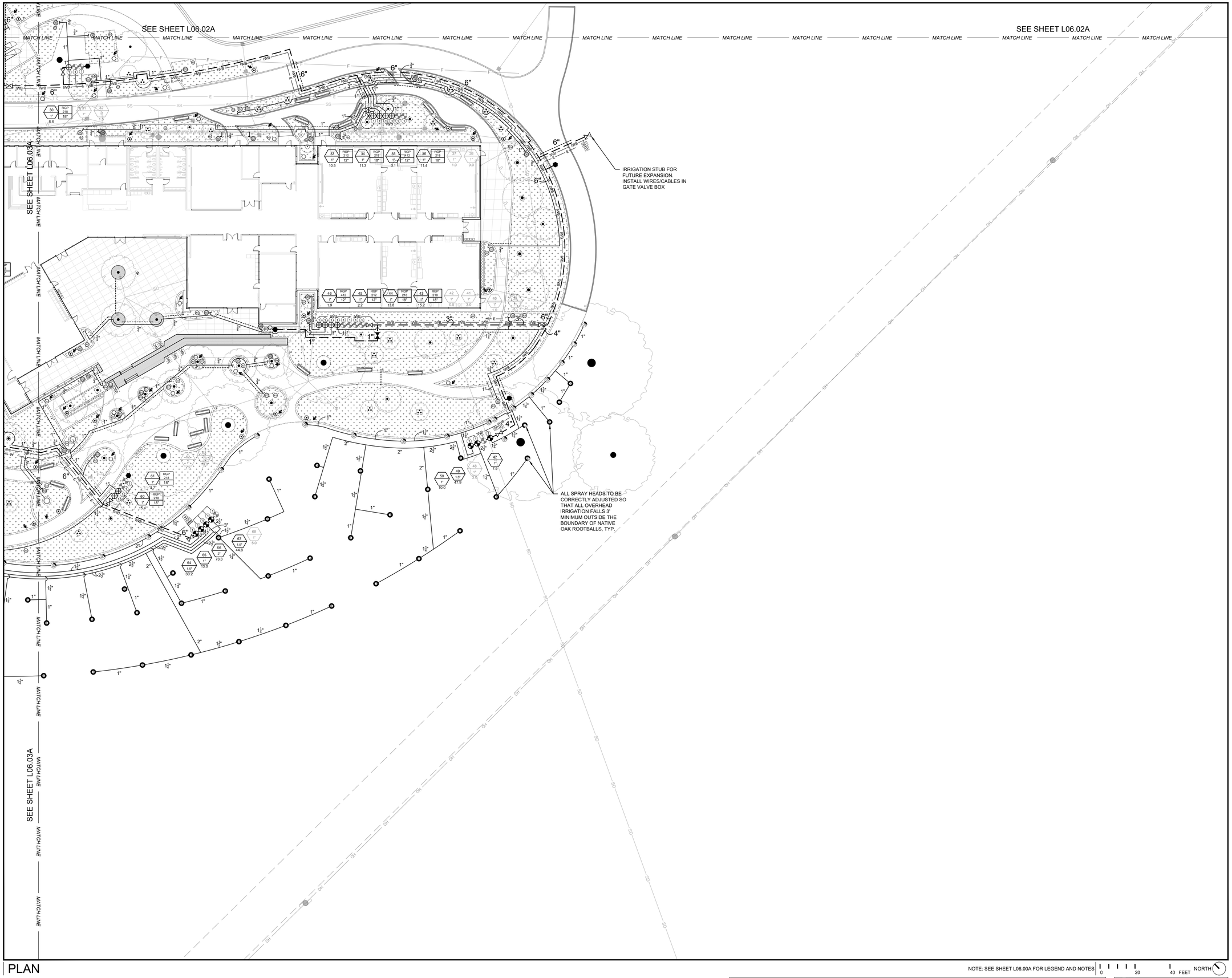

PLAN

NOTE: SEE SHEET L06.00A FOR LEGEND AND NOTES

0 20 40 FEET NORTH

TITLE 23 MODEL WATER EFFICIENT LANDSCAPE ORDINANCE COMPLIANCE:
I HAVE COMPLIED WITH THE CRITERIA OF THE ORDINANCE AND APPLIED THEM ACCORDINGLY FOR THE EFFICIENT USE OF WATER IN THE IRRIGATION DESIGN PLAN.

811 Know what's below. Call 811 before you dig.

ON THE ORIGINAL SIGNED COPY OF THIS DRAWING CONSTITUTES CARDUCCI & ASSOCIATES, INC. PROFESSIONAL WORK PRODUCT. ELECTRONIC COPIES DO NOT CARDUCCI & ASSOCIATES, INC. WILL NOT BE RESPONSIBLE FOR ANY MODIFICATIONS MADE TO THIS DRAWING ELECTRONIC OR OTHERWISE THAT IS NOT SIGNED BY CARDUCCI & ASSOCIATES, INC.

IF THE CONTRACTOR DISCOVERS ERRORS OR DISCREPANCIES IN THE DRAWINGS, OR SITE CONDITIONS WHICH PREVENT IT FROM DOING ALL SUCH WORK AS MAY BE REQUIRED TO COMPLETE THE WORK AS INDICATED, THE CONTRACTOR MUST NOTIFY THE OWNER AND LANDSCAPE ARCHITECT BY THE TIME OF BID OF ALL SUCH ERRORS, DISCREPANCIES AND OMISSIONS. THE CONTRACTOR SHALL INDEMNIFY AND HOLD THE LANDSCAPE ARCHITECT AND THE OWNER HARMLESS IF AFTER CONTRACTING FOR THE WORK HE HAS MONETARY DAMAGE BECAUSE OF SITE CONDITIONS, ERRORS, DISCREPANCIES OR OMISSIONS IN THE TIME OF BID.

QUATTROCCHI KWOK ARCHITECTS
Main:
636 Fifth Street, Santa Rosa, CA 95404
East Bay:
55 Harrison Street, Suite 525,
Oakland, CA 94607
(707) 576-0829

LICENSED ARCHITECT
AARON JOBSON
LICENSE # C30620
EXP OCTOBER 31, 2023
STATE OF CALIFORNIA

SIGNED: MONTH DAY, 2021

Gensler
45 Fremont Street
Suite 1500
San Francisco, CA 94105
United States
Tel 415.433.3700
Fax 415.836.4599

CARDUCCI ASSOCIATES
555 BEACH STREET FOURTH FLOOR
SAN FRANCISCO, CA 94133
www.carducciassociates.com

© 2021 CARDUCCI ASSOCIATES, INC.

LICENSED LANDSCAPE ARCHITECT
8.31.2023
12.17.2021
STATE OF CALIFORNIA

GAVILAN COLLEGE

NEW COLLEGE CAMPUS

505 FAIRVIEW ROAD
HOLLISTER, CA 95023

GAVILAN JOINT COMMUNITY COLLEGE DISTRICT

DSA APP NO. 01-119906
ARCH PROJECT NO: 1897.00
DRAWN BY:
DRAWING SCALE:
PTN: 43-C4 FILE NO: N/A

DSA SUBMITTAL
FEBRUARY 4, 2022

SHEET TITLE

IRRIGATION PLAN

SHEET NUMBER

L06.04A

PM

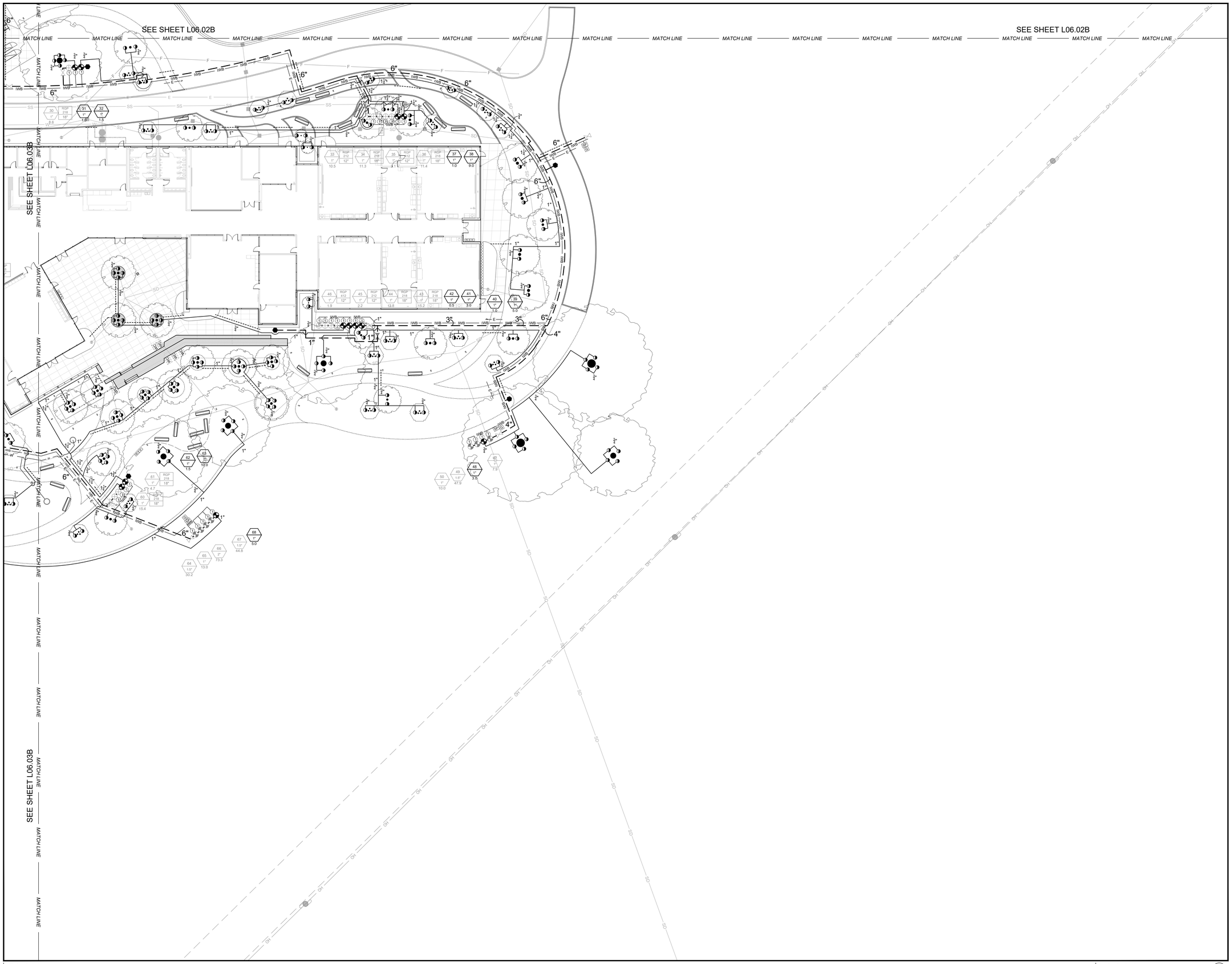

PLAN

NOTE: SEE SHEET L06.00A FOR LEGEND AND NOTES

0 20 40 FEET NORTH

TITLE 23 MODEL WATER EFFICIENT LANDSCAPE ORDINANCE COMPLIANCE:
I HAVE COMPLIED WITH THE CRITERIA OF THE ORDINANCE AND APPLIED THEM ACCORDINGLY FOR THE EFFICIENT USE OF WATER IN THE IRRIGATION DESIGN PLAN.

811 Know what's below. Call 811 before you dig.

ONLY THE ORIGINAL SIGNED HARD COPY OF THIS DRAWING CONSTITUTES CARDUCCI & ASSOCIATES, INC. PROFESSIONAL WORK PRODUCT. ELECTRONIC COPIES DO NOT CARDUCCI & ASSOCIATES, INC. WILL NOT BE RESPONSIBLE FOR ANY MODIFICATIONS MADE TO THIS DRAWING ELECTRONIC OR OTHERWISE THAT IS NOT SIGNED BY CARDUCCI & ASSOCIATES, INC.

IF THE CONTRACTOR INDICATES DISCREPANCIES ON DRAWINGS OR SPECIFICATIONS, THE CONTRACTOR SHALL NOTIFY THE OWNER AND LANDSCAPE ARCHITECT IN THE TIME OF BID OF ALL SUCH ERRORS, DISCREPANCIES AND OMISSIONS. THE CONTRACTOR SHALL, ACCORDINGLY AND AT NO TIME OF BID, DISCUSS WITH THE LANDSCAPE ARCHITECT AND THE OWNER HARMLESS IF AFTER CONTRACTING FOR THE WORK HE HAS MONETARY DAMAGE BECAUSE OF SITE CONDITIONS, ERRORS, DISCREPANCIES OR

QUATTROCCHI KWOK ARCHITECTS
Main:
636 Fifth Street, Santa Rosa, CA 95404
East Bay:
55 Harrison Street, Suite 525,
Oakland, CA 94607
(707) 576-0829

LICENSED ARCHITECT
AARON JOBSON
LICENSE # C30620
EXP OCTOBER 31, 2023
STATE OF CALIFORNIA

SIGNED: MONTH DAY, 2021

Gensler
45 Fremont Street
Suite 1500
San Francisco, CA 94105
United States
Tel 415.433.3700
Fax 415.836.4599

CARDUCCI ASSOCIATES
555 BEACH STREET FOURTH FLOOR
SAN FRANCISCO, CA 94133
www.carducciassociates.com

© 2021 CARDUCCI ASSOCIATES, INC.

8.31.2023
12.17.2021

GAVILAN COLLEGE

NEW COLLEGE CAMPUS

505 FAIRVIEW ROAD
HOLLISTER, CA 95023

GAVILAN JOINT COMMUNITY COLLEGE DISTRICT

DSA APP NO. 01-119906
ARCH PROJECT NO: 1897.00
DRAWN BY:
DRAWING SCALE:
PTN: 43-C4 FILE NO: N/A

DSA SUBMITTAL
FEBRUARY 4, 2022

SHEET TITLE

IRRIGATION BUBBLER PLAN

SHEET NUMBER

L06.04B

PM

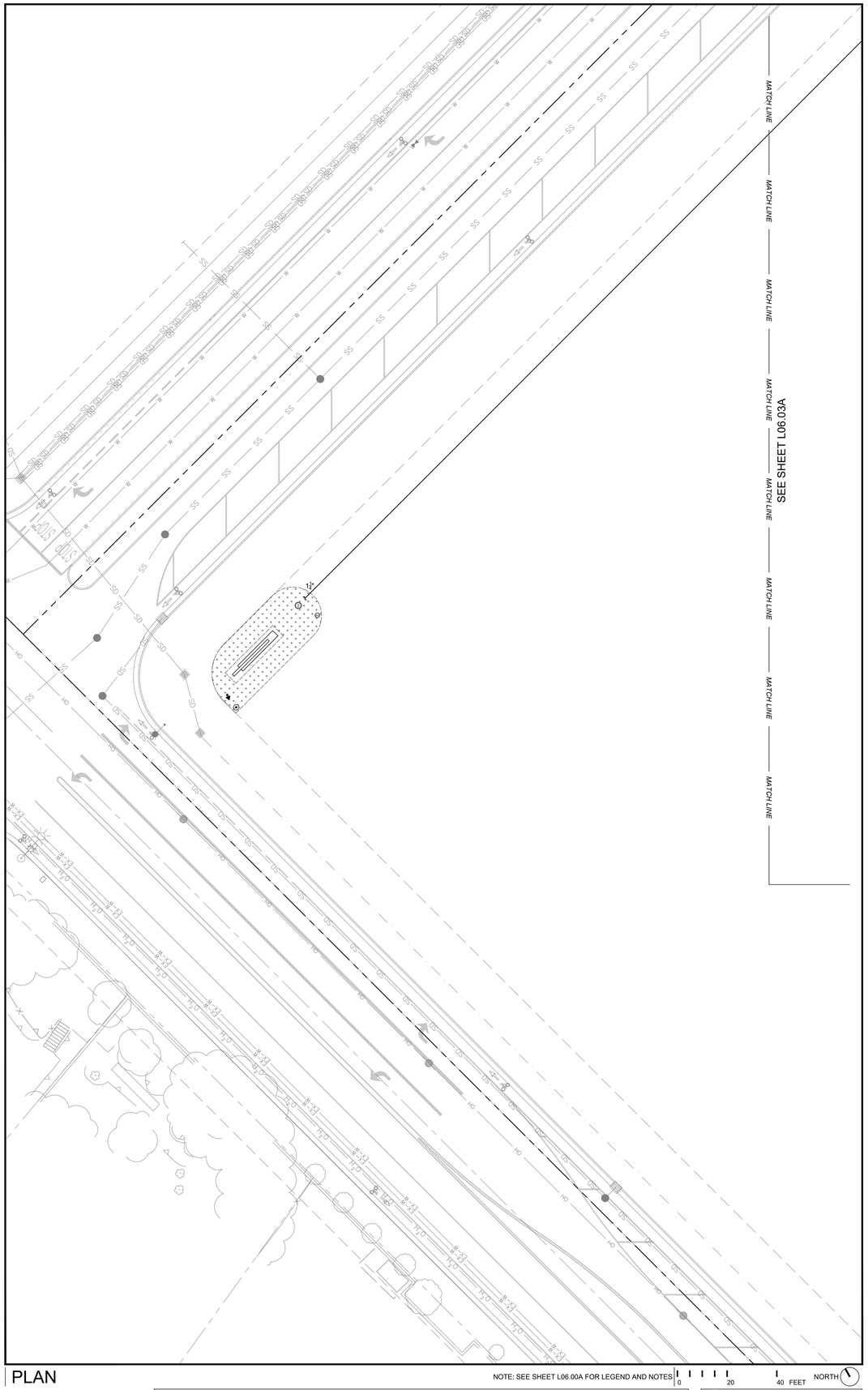

PLAN

NOTE: SEE SHEET L06.00A FOR LEGEND AND NOTES

0 20 40 FEET

NORTH

TITLE 23 MODEL WATER EFFICIENT LANDSCAPE ORDINANCE COMPLIANCE:
I HAVE COMPLIED WITH THE CRITERIA OF THE ORDINANCE AND APPLIED THEM ACCORDINGLY FOR THE EFFICIENT USE OF WATER IN THE IRRIGATION DESIGN PLAN.

811 Know what's below. Call 811 before you dig.

ONLY THE ORIGINAL SIGNED HARD COPY OF THIS DRAWING CONSTITUTES CARDUCCI & ASSOCIATES, INC. PROFESSIONAL WORK PRODUCT. ELECTRONIC COPIES DO NOT CARDUCCI & ASSOCIATES, INC. WILL NOT BE RESPONSIBLE FOR ANY MODIFICATIONS MADE TO THIS DRAWING ELECTRONIC OR OTHERWISE THAT IS NOT SIGNED BY CARDUCCI & ASSOCIATES, INC.

IF THE CONTRACTOR DISCOVERS ERRORS OR OMISSIONS ON THE DRAWINGS, OR SITE CONDITIONS INTERFERE OR DIFFER FROM THE SITE CONDITIONS, THE CONTRACTOR SHALL NOTIFY THE OWNERS AND LANDSCAPE ARCHITECTS IN THE TIME OF BID. ERRORS, DISCREPANCIES OR OMISSIONS IN THE TIME OF BID. THE CONTRACTOR SHALL INDEMNIFY AND HOLD THE LANDSCAPE ARCHITECT AND THE OWNER HARMLESS IF AFTER CONTRACTING FOR THE WORK HE HAS MONETARY DAMAGE BECAUSE OF SITE CONDITIONS, ERRORS, DISCREPANCIES OR

QUATTROCCHI KWOK ARCHITECTS
Main:
636 Fifth Street, Santa Rosa, CA 95404
East Bay:
55 Harrison Street, Suite 525,
Oakland, CA 94607
(707) 576-0829

LICENSED ARCHITECT
AARON JOBSON
LICENSE # C30620
EXP OCTOBER 31, 2023
STATE OF CALIFORNIA

SIGNED: MONTH DAY, 2021

Gensler
45 Fremont Street
Suite 1500
San Francisco, CA 94105
United States
Tel 415.433.3700
Fax 415.836.4599

CARDUCCI ASSOCIATES
555 BEACH STREET FOURTH FLOOR
SAN FRANCISCO, CA 94133
www.carducciassociates.com

© 2021 CARDUCCI ASSOCIATES, INC.

8.31.2023
12.17.2021

GAVILAN COLLEGE

NEW COLLEGE CAMPUS

505 FAIRVIEW ROAD
HOLLISTER, CA 95023

GAVILAN JOINT COMMUNITY COLLEGE DISTRICT

DSA APP NO.	01-119906
ARCH PROJECT NO:	1897.00
DRAWN BY:	
DRAWING SCALE:	
PTN: 43-C4	FILE NO: N/A

DSA SUBMITTAL

FEBRUARY 4, 2022

SHEET TITLE

IRRIGATION PLAN

SHEET NUMBER

L06.05A

PM

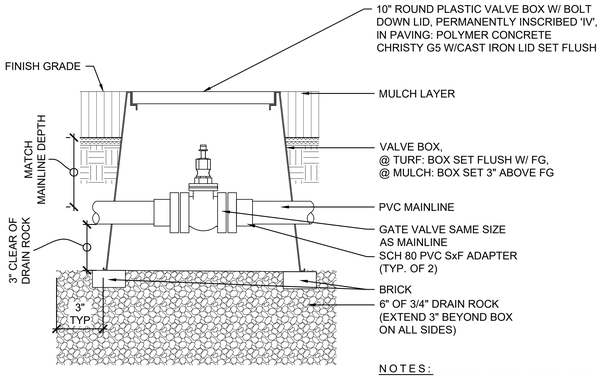

NOTES:
1. PROVIDE PVC RISER AS REQUIRED

6 GATE VALVE - 2.5 INCH & LARGER
SCALE: 3" = 1'

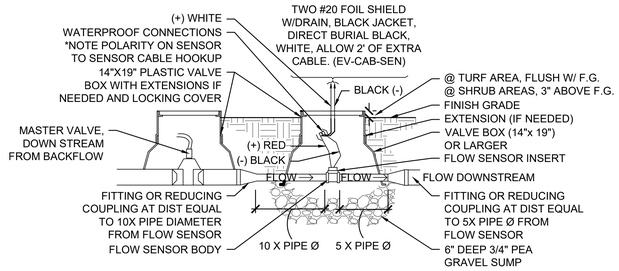

LASCO REDUCING COUPLINGS ARE AVAILABLE IN THE FOLLOWING SIZES AND PART NUMBERS:
429-585 8"x6"
429-532 6"x4"
429-422 4"x3"
429-338 3"x2"
429-251 2"x1 1/2"
429-212 1 1/2"x1 1/4"
429-168 1 1/4"x1"

MASTER VALVE / FLOW SENSOR INSTALLATION DETAIL

NOTES:
1. FLOW SENSOR MUST BE INSTALLED WITH INSERT (TOP) POSITIONED VERTICALLY AND BODY (TEE) POSITIONED HORIZONTALLY.
2. FLOW SENSOR CABLE MUST BE RUN IN 1" PVC CONDUIT FROM FLOW SENSOR TO CONTROLLER ENCLOSURE.

4 MASTER VALVE & FLOW SENSOR
SCALE: 3/4" = 1'

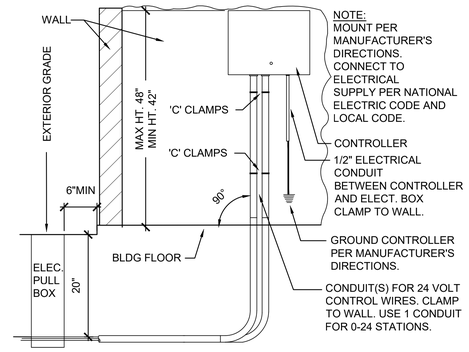

1 CONTROLLER - INTERIOR WALL MOUNT
SCALE: 1" = 1'

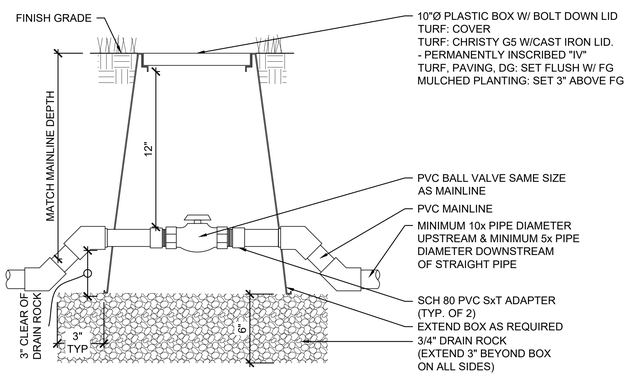

7 BALL VALVE - 2 INCH & SMALLER
SCALE: 3" = 1'

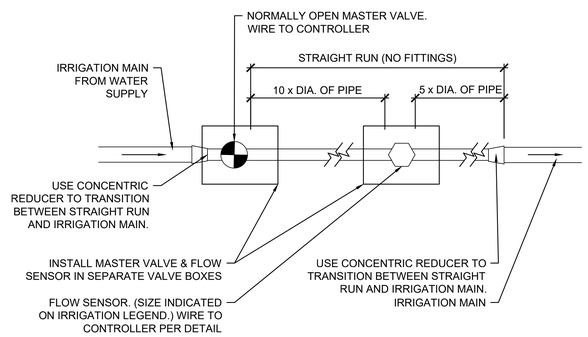

4 MASTER VALVE & FLOW SENSOR
SCALE: 3/4" = 1'

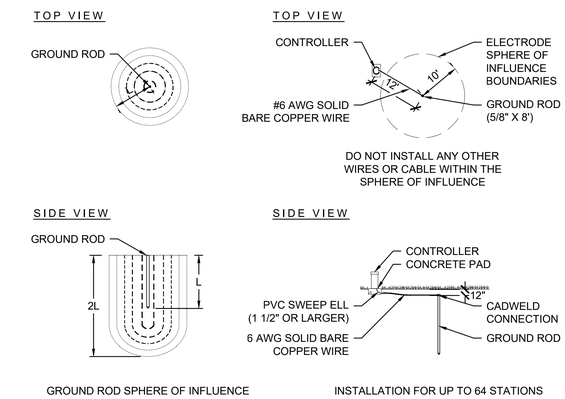

GROUND ROD SPHERE OF INFLUENCE

INSTALLATION FOR UP TO 64 STATIONS

2 GROUNDING ROD
SCALE: 3" = 1'

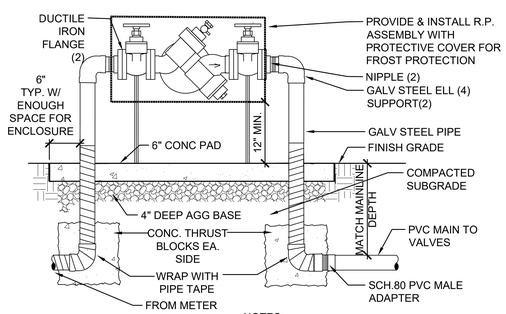

NOTES:
1. INSTALL UNIT PER LOCAL CODE.
2. **INSTALL BACKFLOW IN AN ENCLOSURE, AS NOTED IN IRRIGATION LEGEND**

8 BACKFLOW PREVENTER - 2.5-INCH AND LARGER
SCALE: 1" = 1'

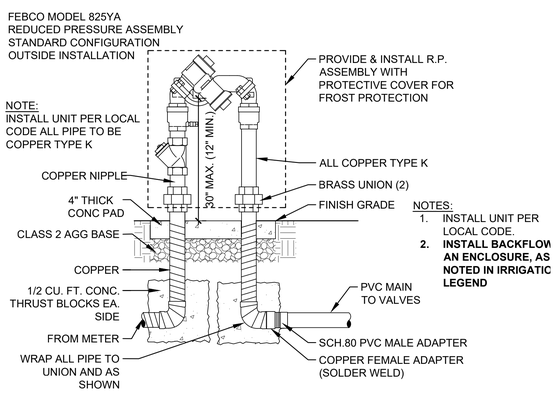

NOTE:
INSTALL UNIT PER LOCAL CODE ALL PIPE TO BE COPPER TYPE K

NOTES:
1. INSTALL UNIT PER LOCAL CODE.
2. **INSTALL BACKFLOW AN ENCLOSURE, AS NOTED IN IRRIGATIC LEGEND**

5 BACKFLOW PREVENTER - 825YA - 2 INCH & SMALLER
SCALE: 1" = 1'

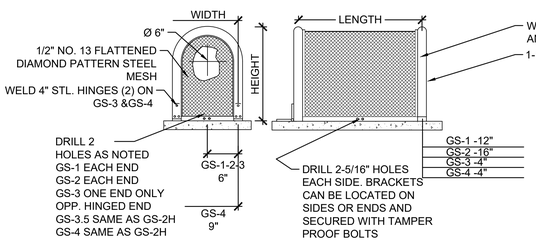

NOTES:
1. AFTER ALL WELDING, ENTIRE UNIT SHALL BE PROCESSED WITH IRON PHOSPHATE PRETREATMENT.
2. ELECTROSTATIC APPLICATION OF POWDER SHALL BE FUSION BONDED-PRS-8-4004-C (BEIGE) OR PRS-8-4003-C (LEAF GREEN) OR APPROVED EQUAL.
3. ALL UNITS ALSO AVAILABLE IN 304 S.S. GS-3.5 AVAILABLE IN 304 S.S. ONLY.
4. ALL BOLTS FOR HINGES AND HASPS SHALL BE ZINC PLATED TAMPER PROOF, EXCEPTION-USE SS HARDWARE FOR SS UNITS.

STD. SIZES	CENTERLINE DIMENSIONS		WEIGHT (LBS)	
CGS			GS	
GS-.5	12"W x 18"H x 12"L	LIFT OFF UNIT	35	30
GS-1	12"W x 24"H x 24"L	LIFT OFF UNIT	40	34
GS-2	12"W x 24"H x 32"L	LIFT OFF UNIT	45	40
GS-3	12"W x 24"H x 42"L	HINGED UNIT	51	46
CGS-3.5	12"W x 30"H x 42"L	HINGED UNIT	N/A	55
GS-4	18"W x 30"H x 48"L	HINGED UNIT	67	60

NOTE:
1. SIZE ENCLOSURE TO FIT BACKFLOW PREVENTION DEVICE. ENSURE THAT ENCLOSURE WILL NOT IMPAIR ACCESS TO EQUIPMENT. CONTRACTOR IS RESPONSIBLE FOR VERIFYING THAT BACKFLOW WILL FIT INTO SUBMITTED BACKFLOW ENCLOSURE.
2. GS = POWDER COATED STEEL GUARD SHACK DARK GREEN
3. CGS = STAINLESS STEEL COAST GUARD SHACK W/ SAND BLASTED SATIN FINISH
4. GUARDSHACK 1/2"-2" BACKFLOW ASSEMBLY ENCLOSURES AVAILABLE FROM: BACKFLOW PREVENTION DEVICE ENCLOSURES 15840 N. 32ND ST. SUITE 4 PHOENIX, ARIZONA 85032 (602) 788-5411
5. GUARDS LOCATED AT EACH BACK FLOW PREVENTER. SEE IRRIGATION PLANS FOR BFP LOCATIONS.

3 BACKFLOW ENCLOSURE
SCALE: 1" = 1'

ONLY THE ORIGINAL, SIGNED HARD COPY OF THIS DRAWING CONSTITUTES CARDUCCI & ASSOCIATES, INC. PROFESSIONAL WORK PRODUCT. ELECTRONIC COPIES DO NOT CARDUCCI & ASSOCIATES, INC. WILL NOT BE RESPONSIBLE FOR ANY ABUSE OF THIS DRAWING, ELECTRONIC OR OTHERWISE, THAT IS NOT DONE BY CARDUCCI & ASSOCIATES, INC.

IF THE CONTRACTOR ENCOUNTERS ERRORS OR DISCREPANCIES ON THE DRAWINGS, OR SITE CONDITIONS WHICH PREVENT OR DELAY THE COMPLETION OF WORK AS INDICATED, THE CONTRACTOR SHALL NOTIFY THE OWNER AND LANDSCAPE ARCHITECT BY THE TIME OF BID OF ALL SUCH DEFICIENCIES. ANY WORK PERFORMED BY THE CONTRACTOR AFTER DISCOVERY OF SUCH CONDITIONS, ERRORS, DISCREPANCIES OR OMISSIONS WITHOUT NOTIFICATION TO THE LANDSCAPE ARCHITECT AND THE OWNER SHALL BE AT HIS OWN RISK AND EXPENSE.

THE CONTRACTOR ENCOUNTERS ERRORS OR DISCREPANCIES ON THE DRAWINGS, OR SITE CONDITIONS WHICH PREVENT OR DELAY THE COMPLETION OF WORK AS INDICATED. THE CONTRACTOR SHALL NOTIFY THE OWNER AND LANDSCAPE ARCHITECT BY THE TIME OF BID OF ALL SUCH DEFICIENCIES. ANY WORK PERFORMED BY THE CONTRACTOR AFTER DISCOVERY OF SUCH CONDITIONS, ERRORS, DISCREPANCIES OR OMISSIONS WITHOUT NOTIFICATION TO THE LANDSCAPE ARCHITECT AND THE OWNER SHALL BE AT HIS OWN RISK AND EXPENSE.

1/28/2022 1:56 PM

QUATTROCCHI KWOK ARCHITECTS
Main:
636 Fifth Street, Santa Rosa, CA 95404
East Bay:
55 Harrison Street, Suite 525,
Oakland, CA 94607
(707) 576-0829

LICENSED ARCHITECT
AARON JOBSON
LICENSE # C30620
EXP OCTOBER 31, 2023
STATE OF CALIFORNIA

SIGNED: MONTH DAY, 2021

Gensler
45 Fremont Street
Suite 1500
San Francisco, CA 94105
United States
Tel 415.433.3700
Fax 415.836.4599

CARDUCCI ASSOCIATES
555 BEACH STREET FOURTH FLOOR
SAN FRANCISCO, CA 94133
www.carducciassociates.com

© 2021 CARDUCCI ASSOCIATES, INC.

LANDSCAPE ARCHITECT
8.31.2023
12.17.2021
STATE OF CALIFORNIA

GAVILAN COLLEGE

NEW COLLEGE CAMPUS

505 FAIRVIEW ROAD
HOLLISTER, CA 95023

GAVILAN JOINT COMMUNITY COLLEGE DISTRICT

DSA APP NO. 01-119906

ARCH PROJECT NO: 1897.00
DRAWN BY:
DRAWING SCALE:
PTN: 43-C4 FILE NO: N/A

DSA SUBMITTAL
FEBRUARY 4, 2022

SHEET TITLE

IRRIGATION DETAILS

SHEET NUMBER

L07.01

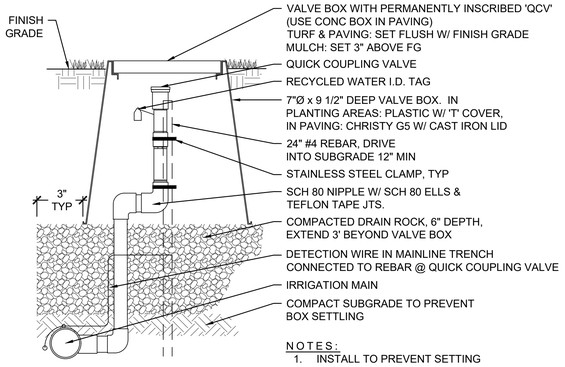

NOTES:
1. INSTALL TO PREVENT SETTING
2. CENTER QCV IN BOX
3. POSITION QCV TO ALLOW CONVENIENT, ACCESSIBLE ACCESS TO QCV KEY & HOSE SWIVEL

7 QUICK COUPLER VALVE
SCALE: 3" = 1'

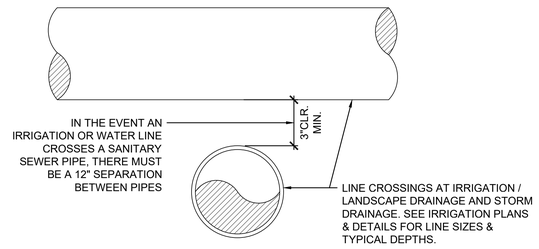

4 TYP UTILITY CROSSING
SCALE: 3" = 1'

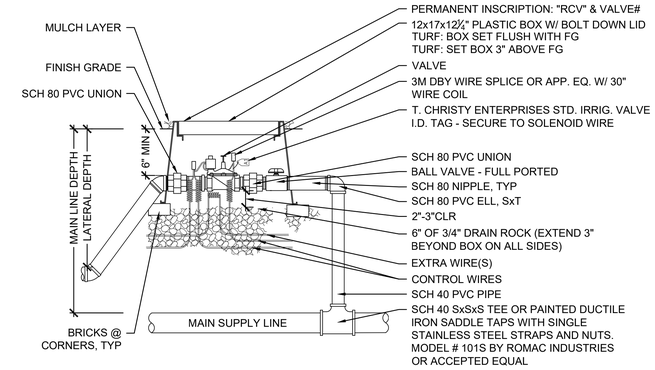

NOTES:
1. SIZE FITTINGS AND EQUIPMENT TO THE SAME SIZE AS VALVE. 2. TAPE THREADED FITTINGS WITH TEFLON TAPE. 3. COMPACT SOIL AROUND BOX TO 90% MIN.
2. INSTALL UNIONS TO UNSCREW TOWARDS CENTER OF BOX TYP TO FACILITATE MAINTENANCE VALVE REMOVAL

1 REMOTE CONTROL VALVE
SCALE: 1 1/2" = 1'

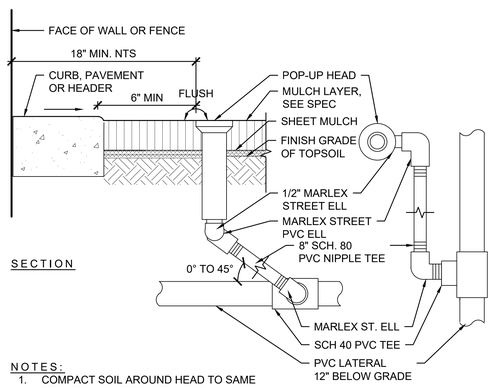

NOTES:
1. COMPACT SOIL AROUND HEAD TO SAME DENSITY AS SURROUNDING SOIL.
2. HEAD TO BE FLUSH WITH CURB, PAVING OR HEADER AND VERTICAL OR PERP. TO FINISH GRADE

8 POP-UP BUBBLER
SCALE: 3" = 1'

NOTE:
1. DIMENSIONS ARE FOR PLANTING AREA. TOP OF PIPE DIMS ARE MINIMUM, TYP

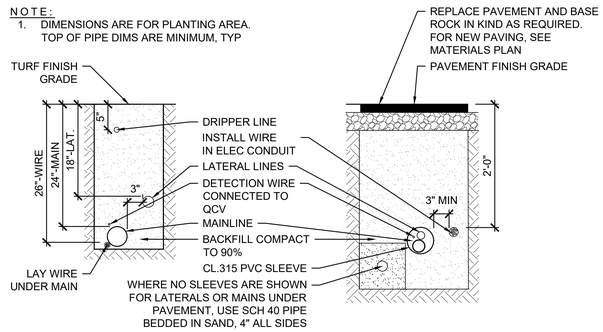

NOTES:
1. TIE A LOOSE 20" LOOP IN WIRE AT CHANGES IN DIRECTION AND AT INTERVALS OF 100'.
2. INSTALL PIPE, WIRE AND SLEEVES UNDER PAVEMENT PRIOR TO PLACEMENT OF PAVEMENT AND MINIMUM OF 24" DEEP.
3. BUNDLE AND TAPE WIRE AT 10' INTERVALS.
4. SOIL BACKFILL TO BE FREE OF ROCK, DIRT CLODS, AND DEBRIS GREATER THAN 1/2" DIAMETER WITHIN 4" OF PIPE. ALTERNATE: BACKFILL WITH SAND IMPORT.

5 TRENCHING
SCALE: 1" = 1'

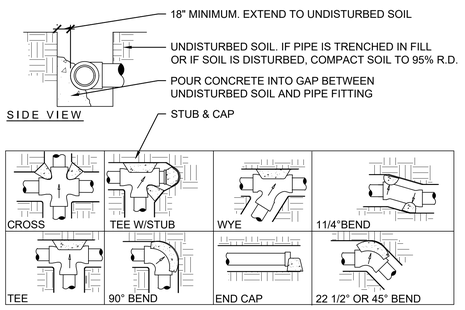

NOTES:
1. CONCRETE SHALL BE MIXED AND POURED IN ACCORDANCE WITH PIPE MANUFACTURER'S RECOMMENDED STANDS AND SPECIFICATIONS FOR THRUST BLOCKS.
2. KEEP CONCRETE FROM POURING OVER FITTINGS ON TO PIPE.

2 THRUST-BLOCK
SCALE: 3" = 1'

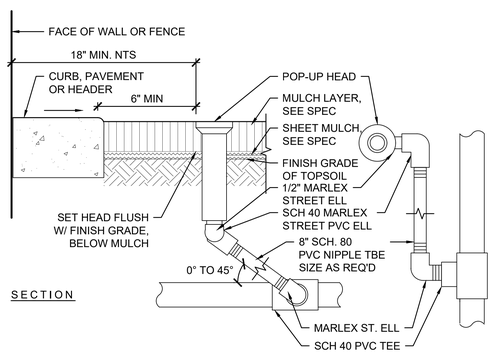

NOTES:
1. COMPACT SOIL AROUND HEAD TO SAME DENSITY AS SURROUNDING SOIL.
2. HEAD TO BE FLUSH WITH CURB, PAVING OR HEADER AND VERTICAL OR PERP. TO FINISH GRADE

9 POP-UP SHRUB SPRAY
SCALE: 3" = 1'

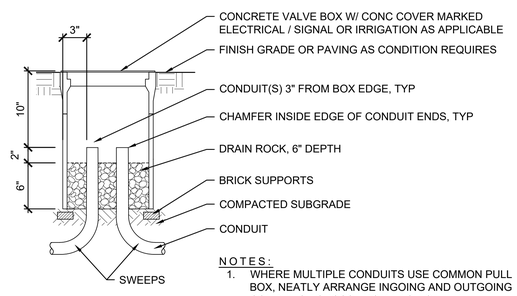

NOTES:
1. WHERE MULTIPLE CONDUITS USE COMMON PULL BOX, NEATLY ARRANGE INGOING AND OUTGOING CONDUITS ACROSS FROM EACH OTHER.

6 PULLBOX
SCALE: 1 1/2" = 1'

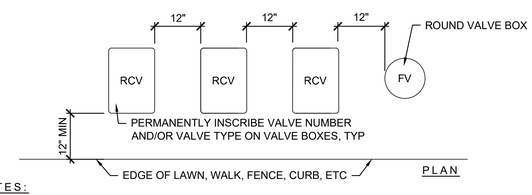

NOTES:
1. LIDS AT IRRIGATION BOXES, TYP.
2. CENTER VALVE BOX OVER REMOTE CONTROL VALVE TO FACILITATE SERVICING VALVE.
3. SET BOXES 3" ABOVE FINISH GRADE OF MULCH COVER IN GROUND COVER/SHRUB AREA AND FLUSH WITH FINISH GRADE IN TURF AREAS.
4. SET RCV AND VALVE BOX ASSEMBLY IN GROUND COVER/SHRUB AREA WHERE POSSIBLE. INSTALL IN LAWN ONLY IF GROUND COVER DOES NOT EXIST ADJACENT TO LAWN. PLANTING PLAN TAKES PRECEDENCE FOR VALVE BOX LOCATIONS
5. SET BOXES PARALLEL TO EACH OTHER AND PERPENDICULAR TO EDGE OF LAWN, WALK, FENCE, CURB, ETC.
6. AVOID HEAVILY COMPACTING SOIL AROUND VALVE BOXES TO PREVENT COLLAPSE AND DEFORMATION OF VALVE BOX SIDES.
7. INSTALL EXTENSION BY VALVE BOX MANUFACTURER AS REQUIRED TO COMPLETELY ENCLOSE ASSEMBLY FOR EASY ACCESS.

REMOTE CONTROL VALVE:	RCV
QUICK COUPLER VALVE:	QCV
MASTER VALVE:	MV
FLOW SENSOR:	FS
AUTO FLUSH VALVE:	AFV
MANUAL/AUTO FLUSH VALVE:	A/MFV
AIR VACUUM RELIEF VALVE:	AV
ISOLATION VALVE OR BALL VALVE:	IV

3 VALVE BOX LAYOUT
SCALE: 3/4" = 1'

ONLY THE ORIGINAL, SIGNED HARD COPY OF THIS DRAWING CONSTITUTES CARDUCCI & ASSOCIATES, INC. PROFESSIONAL WORK PRODUCT. ELECTRONIC COPIES DO NOT CONTAIN CARDUCCI & ASSOCIATES, INC. SEAL AND WILL NOT BE REPRODUCED. ANY AND ALL CHANGES, ALTERATIONS, OR OTHER MANIPULATIONS TO THIS DRAWING ELECTRONIC DATA PERFORMED THAT HAVE NOT BEEN APPROVED BY CARDUCCI & ASSOCIATES, INC.

IF THE CONTRACTOR ENCOUNTERS ERRORS OR DISCREPANCIES ON THE DRAWINGS, OR SITE CONDITIONS WHICH PREVENT OR DELAY THE COMPLETION OF WORK AS INDICATED, THE CONTRACTOR SHALL NOTIFY THE OWNER AND LANDSCAPE ARCHITECT BY THE TIME OF BID OF ALL SUCH DISCREPANCIES. IF THE CONTRACTOR FAILS TO NOTIFY THE OWNER AND LANDSCAPE ARCHITECT, THE CONTRACTOR SHALL ASSUME RESPONSIBILITY FOR ANY CONDITIONS, ERRORS, AND OMISSIONS ON THE DRAWINGS AT THE TIME OF BID.

QUATTROCCHI KWOK ARCHITECTS
Main:
636 Fifth Street, Santa Rosa, CA 95404
East Bay:
55 Harrison Street, Suite 525,
Oakland, CA 94607
(707) 576-0829

LICENSED ARCHITECT
AARON JOBSON
LICENSE # C30620
EXP OCTOBER 31, 2023
STATE OF CALIFORNIA

SIGNED: MONTH DAY, 2021

Gensler
45 Fremont Street
Suite 1500
San Francisco, CA 94105
United States
Tel 415.433.3700
Fax 415.836.4599

CARDUCCI ASSOCIATES
555 BEACH STREET FOURTH FLOOR
SAN FRANCISCO, CA 94133
www.carducciassociates.com

© 2021 CARDUCCI ASSOCIATES, INC.

LANDSCAPE ARCHITECT
8.31.2023
12.17.2021
STATE OF CALIFORNIA

GAVILAN COLLEGE

NEW COLLEGE CAMPUS

505 FAIRVIEW ROAD
HOLLISTER, CA 95023

GAVILAN JOINT COMMUNITY COLLEGE DISTRICT

DSA APP NO. 01-119906
ARCH PROJECT NO: 1897.00
DRAWN BY:
DRAWING SCALE:
PTN: 43-C4 FILE NO: N/A

DSA SUBMITTAL
FEBRUARY 4, 2022

SHEET TITLE
IRRIGATION DETAILS

SHEET NUMBER
L07.02

1/28/2022 1:56 PM

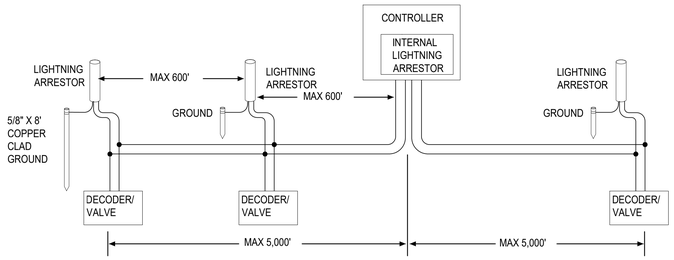

STRAIGHT LINE CONFIGUATION
WIRE GAUGE: TW-CAB-14
TOTAL WIRE LENGTH: 5,000 FEET
MAX 600 FEET BETWEEN LIGHTNING ARRESTORS

1 TWO WIRE STRAIGHT LINE CONFIGURATION

SCALE: 1/2" = 1'

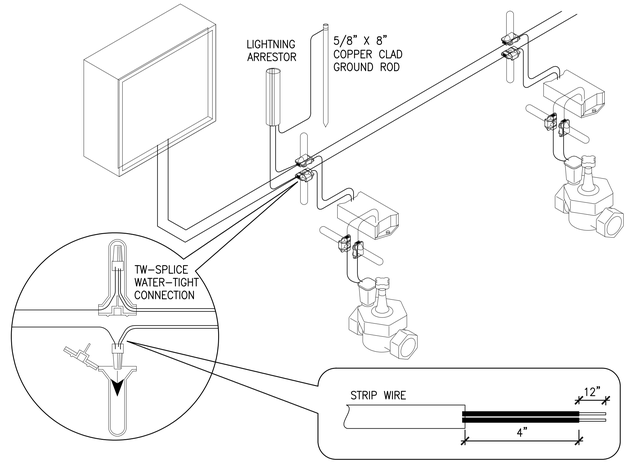

2 TWO WIRE CONNECTION

SCALE: 1/2" = 1'

ONLY THE ORIGINAL, SIGNED HARD COPY OF THIS DRAWING CONSTITUTES CARDUCCI & ASSOCIATES, INC. PROFESSIONAL WORK PRODUCT. ELECTRONIC COPIES DO NOT REPRESENT CARDUCCI & ASSOCIATES, INC. WILL NOT BE RESPONSIBLE FOR ANY ANOMALIES CONTAINED IN THE ORIGINAL ELECTRONIC SOFTWARE FILE THAT WERE CREATED BY CARDUCCI & ASSOCIATES, INC.

IF THE CONTRACTOR ENCOUNTERS ERRORS OR DISCREPANCIES ON THE DRAWINGS, OR SITE CONDITIONS WHICH PREVENT OR DELAY THE COMPLETION OF WORK AS INDICATED, THE CONTRACTOR SHALL NOTIFY THE OWNER AND LANDSCAPE ARCHITECT BY THE TIME OF BID OF ALL SUCH ERRORS, DISCREPANCIES AND CONDITIONS. THE CONTRACTOR SHALL ASSUME RESPONSIBILITY FOR ANY CONDITIONS, ERRORS, DISCREPANCIES OR OMISSIONS AT THE TIME OF BID.

QUATTROCCHI KWOK ARCHITECTS
Main:
636 Fifth Street, Santa Rosa, CA 95404
East Bay:
55 Harrison Street, Suite 525,
Oakland, CA 94607
(707) 576-0829

LICENSED ARCHITECT
AARON JOBSON
LICENSE # C30620
EXP OCTOBER 31, 2023
STATE OF CALIFORNIA

SIGNED: MONTH DAY, 2021

Gensler
45 Fremont Street
Suite 1500
San Francisco, CA 94105
United States
Tel 415.433.3700
Fax 415.836.4599

CARDUCCI ASSOCIATES
555 BEACH STREET FOURTH FLOOR
SAN FRANCISCO, CA 94133
www.carducciassociates.com

© 2021 CARDUCCI ASSOCIATES, INC.

AARON LANDSCAPE ARCHITECT
8.31.2023
12.17.2021
STATE OF CALIFORNIA

GAVILAN COLLEGE

NEW COLLEGE CAMPUS

505 FAIRVIEW ROAD
HOLLISTER, CA 95023

GAVILAN JOINT COMMUNITY COLLEGE DISTRICT

DSA APP NO. 01-119906

ARCH PROJECT NO: 1897.00
DRAWN BY:
DRAWING SCALE:
PTN: 43-C4 FILE NO: N/A

DSA SUBMITTAL
FEBRUARY 4, 2022

SHEET TITLE

IRRIGATION DETAILS

SHEET NUMBER

L07.03

1/28/2022 1:57 PM

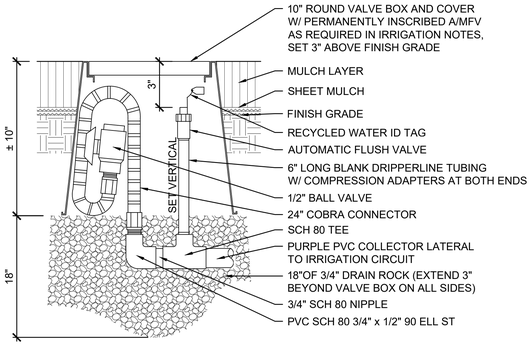

NOTES:
1. FIELD LOCATE FLUSH VALVE AT A CONVENIENT ACCESSIBLE LOCATION NEAR PAVEMENT OR PATH. EXTEND LATERAL AS NECESSARY.

7 AUTO - MANUAL FLUSH VALVE
SCALE: 3" = 1'

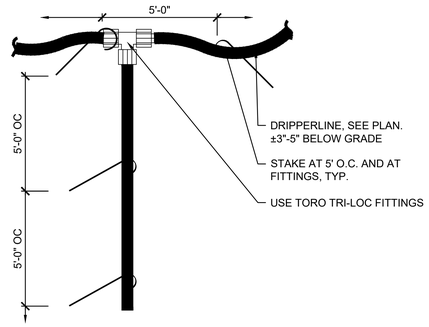

4 DRIP TO DRIP CONNECTION
SCALE: 3/8" = 1'

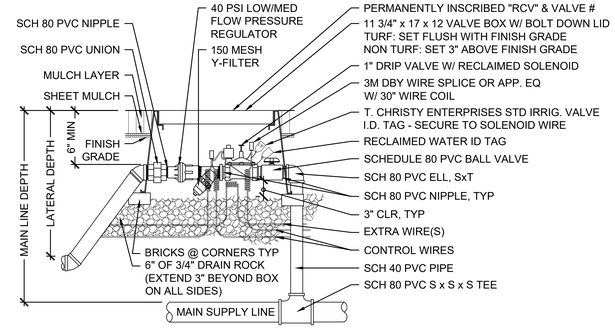

NOTES:
1. SIZE FITTINGS AND EQUIPMENT TO THE SAME SIZE AS VALVE.
2. TAPE THREADED FITTINGS WITH TEFLON TAPE.
3. COMPACT SOIL AROUND BOX TO 90% MIN.
4. MIN. FLOW RATE - 0.1 GPM, MAX. FLOW RATE - 20.0 GPM

1 DRIP ZONE KIT
SCALE: 1 1/2" = 1'

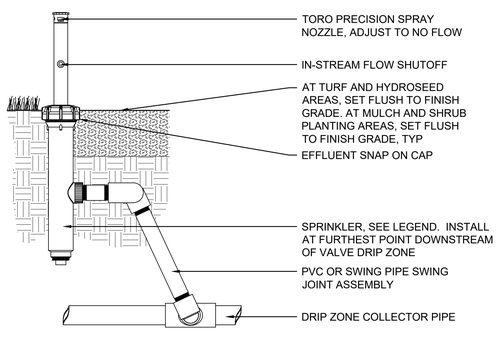

SECTION

NOTES:
1. COMPACT SOIL AROUND HEAD TO SAME DENSITY AS SURROUNDING SOIL.
2. AT TURF AND HYDROSEED AREAS, SET HEAD TO BE FLUSH TO FINISH GRADE; AT MULCH AND SHRUB PLANTING AREAS, SET HEAD TO BE FLUSH TO TOP OF MULCH. SET HEAD VERTICAL OR PERPENDICULAR TO ADJACENT FINISH GRADE, TYP.

8 POP-UP DRIP INDICATOR
SCALE: 3" = 1'

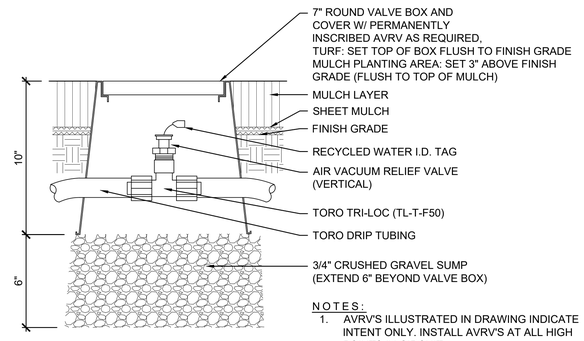

NOTES:
1. AVRV'S ILLUSTRATED IN DRAWING INDICATE INTENT ONLY. INSTALL AVRV'S AT ALL HIGH POINTS IN CIRCUIT.

5 AIR VACUUM RELIEF VALVE
SCALE: 3" = 1'

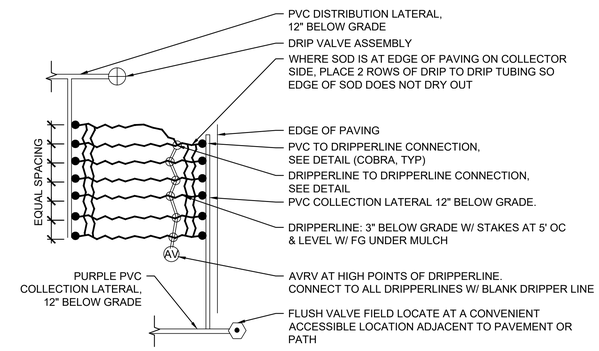

NOTES:
1. DRIPPERLINE FITTINGS SHALL BE COMPATIBLE WITH DRIPPERLINE
2. HOLD DRIPPERLINES 12" OFF FACE OF BUILDING, 4" OFF PAVING OR CONCRETE BANDS @ SHRUBS, 2" OFF PAVING @ SOD, TURF & GROUNDCOVER, TYP
3. SEE NOTE #5 ON SUBSURFACE IRRIGATION NOTES, IRRIGATION LEGEND

2 DRIP SYSTEM LAYOUT
SCALE: 3/4" = 1'

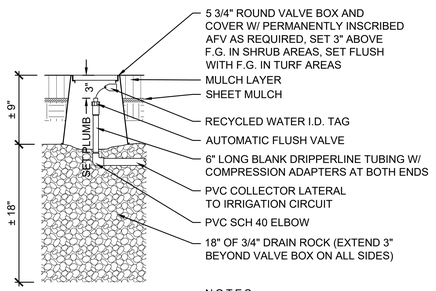

NOTES:
1. FIELD LOCATE FLUSH VALVE AT A CONVENIENT ACCESSIBLE LOCATION NEAR PAVEMENT OR PATH. EXTEND LATERAL AS NECESSARY.

6 AUTO FLUSH VALVE
SCALE: 1 1/2" = 1'

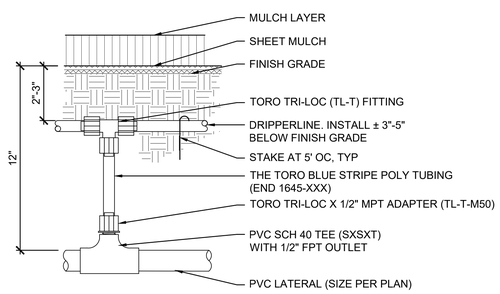

NOTES:
1. DRIPPERLINE FITTINGS SHALL BE COMPATIBLE WITH DRIPPLERLINE PIPE.

3 PVC TO DRIP CONNECTION
SCALE: 3" = 1'

ONLY THE ORIGINAL, SIGNED HARD COPY OF THIS DRAWING CONSTITUTES CARDUCCI & ASSOCIATES, INC. PROFESSIONAL WORK PRODUCT. ELECTRONIC COPIES DO NOT REPRESENT THE ORIGINAL WORK PRODUCT OF CARDUCCI & ASSOCIATES, INC. AND ARE NOT RESPONSIBLE FOR ANY MODIFICATIONS MADE TO THESE DRAWINGS. ELECTRONIC FILES ARE PROVIDED AS-IS, WITHOUT WARRANTY OF ANY KIND, EXPRESSED OR IMPLIED. THE CONTRACTOR SHALL NOTIFY THE OWNER AND LANDSCAPE ARCHITECT BY THE TIME OF BID OF ALL MISCALCULATIONS, ERRORS AND OMISSIONS. THE CONTRACTOR SHALL INDEMNIFY AND HOLD THE LANDSCAPE ARCHITECT AND THE OWNER HARMLESS FROM ANY CONSEQUENTIAL DAMAGES RESULTING FROM THE USE OF THESE DRAWINGS.

IF THE CONTRACTOR ENCOUNTERS ERRORS OR DISCREPANCIES ON THE DRAWINGS, OR SITE CONDITIONS WHICH PREVENT OR DELAY THE COMPLETION OF WORK AS INDICATED, THE CONTRACTOR SHALL NOTIFY THE OWNER AND LANDSCAPE ARCHITECT BY THE TIME OF BID OF ALL MISCALCULATIONS, ERRORS AND OMISSIONS. ANY CHANGES MADE TO THE DRAWINGS AFTER CONTRACTING OR THE WORK HAS BEGUN MAY CAUSE DELAYS OF WITH CONSEQUENTIAL ERRORS, DISCREPANCIES OR OMISSIONS AT THE TIME OF BID.

1/28/2022 1:57 PM

QUATTROCCHI KWOK ARCHITECTS
Main:
636 Fifth Street, Santa Rosa, CA 95404
East Bay:
55 Harrison Street, Suite 525,
Oakland, CA 94607
(707) 576-0829

LICENSED ARCHITECT
AARON JOBSON
LICENSE # C30620
EXP OCTOBER 31, 2023
STATE OF CALIFORNIA

SIGNED: MONTH DAY, 2021

Gensler
45 Fremont Street
Suite 1500
San Francisco, CA 94105
United States
Tel 415.433.3700
Fax 415.836.4599

CARDUCCI ASSOCIATES
555 BEACH STREET FOURTH FLOOR
SAN FRANCISCO, CA 94133
www.carducciassociates.com

© 2021 CARDUCCI ASSOCIATES, INC.

LICENSED LANDSCAPE ARCHITECT
8.31.2023
12.17.2021
STATE OF CALIFORNIA

GAVILAN COLLEGE

NEW COLLEGE CAMPUS

505 FAIRVIEW ROAD
HOLLISTER, CA 95023

GAVILAN JOINT COMMUNITY COLLEGE DISTRICT

DSA APP NO. 01-119906
ARCH PROJECT NO: 1897.00
DRAWN BY:
DRAWING SCALE:
PTN: 43-C4 FILE NO: N/A
DSA SUBMITTAL
FEBRUARY 4, 2022

SHEET TITLE
IRRIGATION DETAILS

SHEET NUMBER
L07.04

SOIL PREPARATION LEGEND

SYMBOL	DESCRIPTION
1	AMEND ON-SITE TOP SOIL (12" DEEP) (1 / L10.01)
2	IMPORT SANDY LOAM TOP SOIL (12" DEEP) - SEE SPECS FOR SANDY LOAM REQUIREMENTS (2 / L10.01)
3	MOUNDED, AMENDED TOPSOIL (12" - 18" MOUNDED, AMENDED 12" BELOW FINISH GRADE). ON-SITE SOIL MAY BE USED IF TOPSOIL IS STRIPPED FROM SITE AND USED. IF SUB-SOIL IS USED, IT MUST BE MIXED WITH 50% (BY VOLUME) IMPORTED SANDY-LOAM TOPSOIL. (1 / L10.01)
4	HYDROSEED AREAS: ERADICATE ALL WEEDS THROUGH A GROW AND KILL CYCLE, AS NOTED IN SPECIFICATIONS. ANY HYDROSEED AREA SOILS THAT ARE COMPACTED OR DAMAGED DURING CONSTRUCTION MUST BE AERATED/ROTOTILLED FOR ADEQUATE PLANT GROWTH. IF SUB-SOIL / CONSTRUCTION SPOILS ARE SPREAD IN HYDROSEED AREAS, THEY MUST BE AMENDED WITH COMPOST AND AERATED.

**ALL LIME TREATED SOIL WITHIN PLANTING OR HYDROSEEDED AREAS MUST BE REMOVED IN ITS ENTIRETY

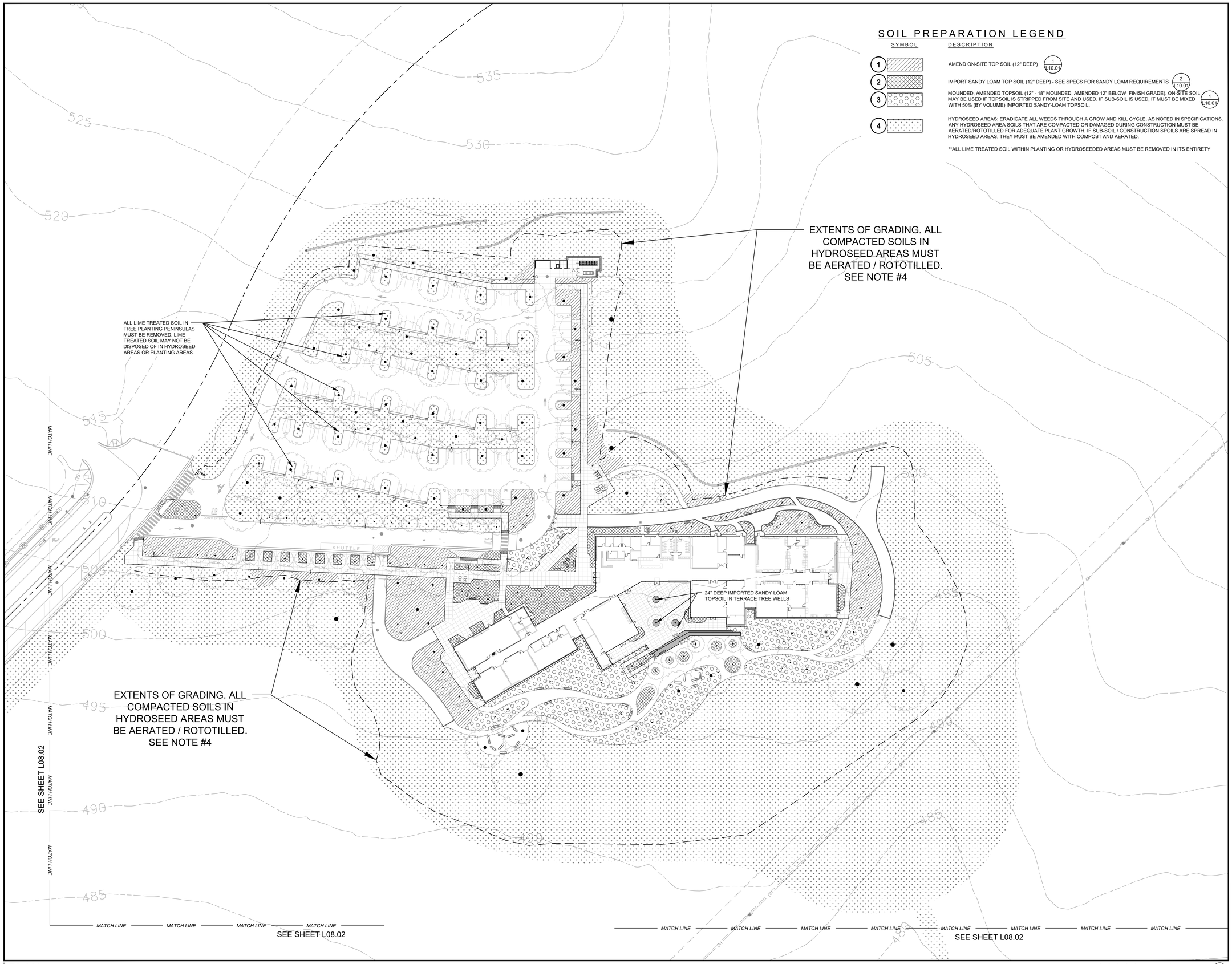

PLAN

0 40 80 FEET NORTH

811 Know what's below. Call 811 before you dig.

1/28/2022 1:57 PM

ONLY THE ORIGINAL, SIGNED HARD COPY OF THIS DRAWING CONSTITUTES CARDUCCI & ASSOCIATES, INC. PROFESSIONAL WORK PRODUCT. ELECTRONIC COPIES DO NOT CONSTITUTE PROFESSIONAL WORK PRODUCT. CARDUCCI & ASSOCIATES, INC. DOES NOT WARRANT ELECTRONIC DATA FOR ANY PURPOSE OTHER THAN THE ORIGINAL INTENDED USE. CARDUCCI & ASSOCIATES, INC. TO THE EXTENT THAT IT IS NOT OWNED BY CARDUCCI & ASSOCIATES, INC. IS THE PROPERTY OF THE CLIENT. ANY REPRODUCTION, REPRODUCTION, OR USE OF THIS DOCUMENT WITHOUT THE EXPRESS WRITTEN CONSENT OF CARDUCCI & ASSOCIATES, INC. IS PROHIBITED.

IF WORK IS INDICATED, THE CONTRACTOR SHALL NOTIFY THE OWNER AND LANDSCAPE ARCHITECT BY THE TIME OF BID OF ALL INCH DIMENSIONS AND ANGLES AND ANY OTHER DIMENSIONS, THE CONTRACTOR SHALL INCLUDE THE LANDSCAPE ARCHITECT AND THE OWNER HARMLESS IF AFTER CONTRACTING OR DURING CONSTRUCTION, ANY DIMENSIONS OR CONDITIONS ARE FOUND TO BE INCORRECT OR DIFFERENT FROM THOSE SHOWN ON THE DRAWINGS, OR SITE CONDITIONS WHICH PREVENT OR DELAY THE COMPLETION OF WORK AS INDICATED, OR IF THE CONTRACTOR ENCOUNTERS ERRORS OR DISCREPANCIES ON THE DRAWINGS, OR SITE CONDITIONS WHICH PREVENT OR DELAY THE COMPLETION OF WORK AS INDICATED, THE CONTRACTOR SHALL IMMEDIATELY NOTIFY THE OWNER AND LANDSCAPE ARCHITECT AT THE TIME OF BID.

QUATTROCCHI KWOK ARCHITECTS
Main:
636 Fifth Street, Santa Rosa, CA 95404
East Bay:
55 Harrison Street, Suite 525,
Oakland, CA 94607
(707) 576-0829

LICENSED ARCHITECT
AARON JOBSON
LICENSE # C30620
EXP OCTOBER 31, 2023
STATE OF CALIFORNIA

SIGNED: MONTH DAY, 2021

Gensler
45 Fremont Street
Suite 1500
San Francisco, CA 94105
United States
Tel 415.433.3700
Fax 415.836.4599

CARDUCCI ASSOCIATES
555 BEACH STREET FOURTH FLOOR
SAN FRANCISCO, CA 94133
www.carducciassociates.com

© 2021 CARDUCCI ASSOCIATES, INC.

LANDSCAPE ARCHITECT
8.31.2023
12.17.2021

GAVILAN COLLEGE

NEW COLLEGE CAMPUS

505 FAIRVIEW ROAD
HOLLISTER, CA 95023

GAVILAN JOINT COMMUNITY COLLEGE DISTRICT

DSA APP NO. 01-119906

ARCH PROJECT NO:	1897.00
DRAWN BY:	
DRAWING SCALE:	
PTN: 43-C4	FILE NO: N/A

DSA SUBMITTAL

FEBRUARY 4, 2022

SHEET TITLE

SOIL PREPARATION PLAN

SHEET NUMBER

L08.01

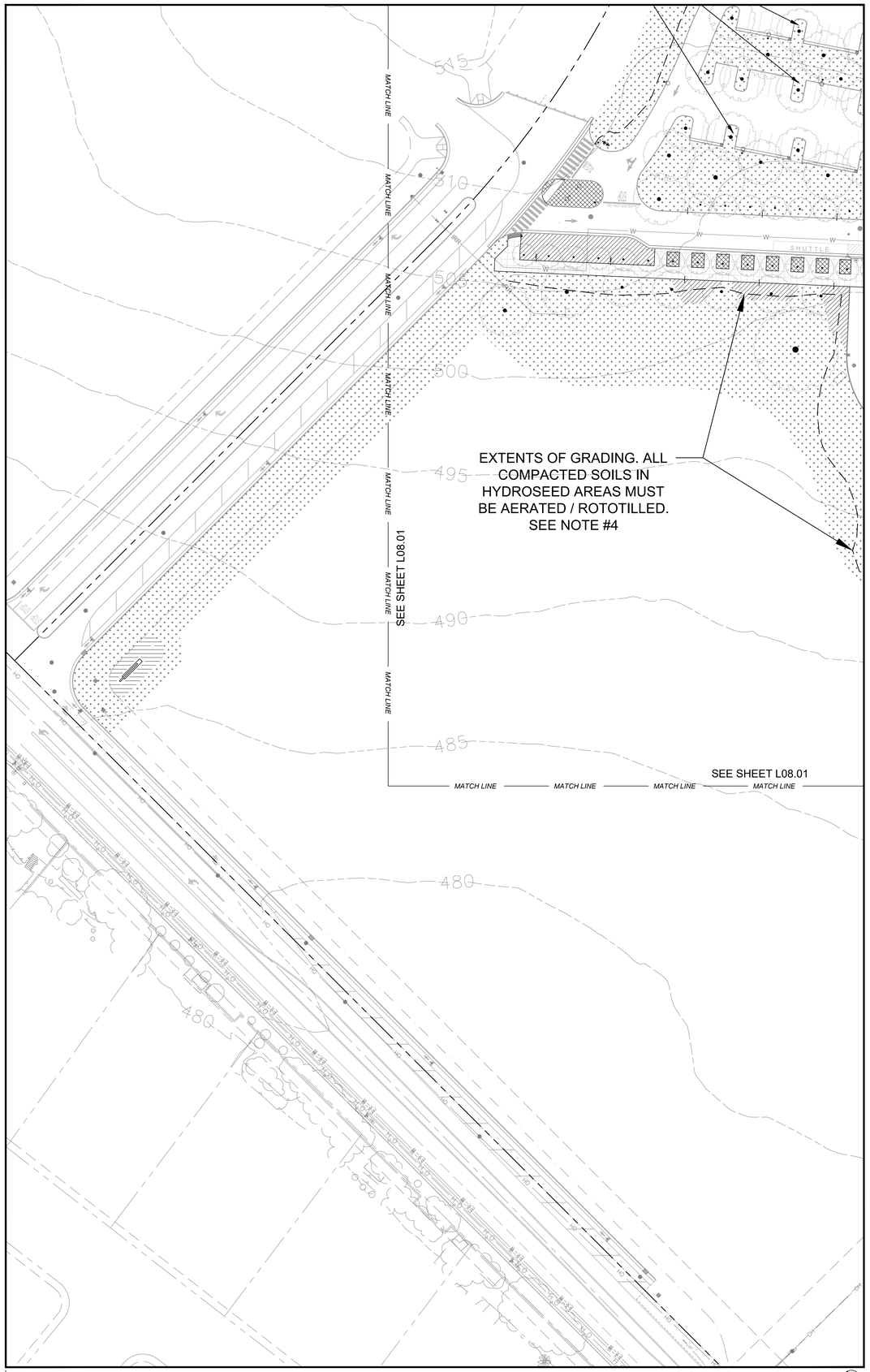

PLAN

0 40 80 FEET NORTH

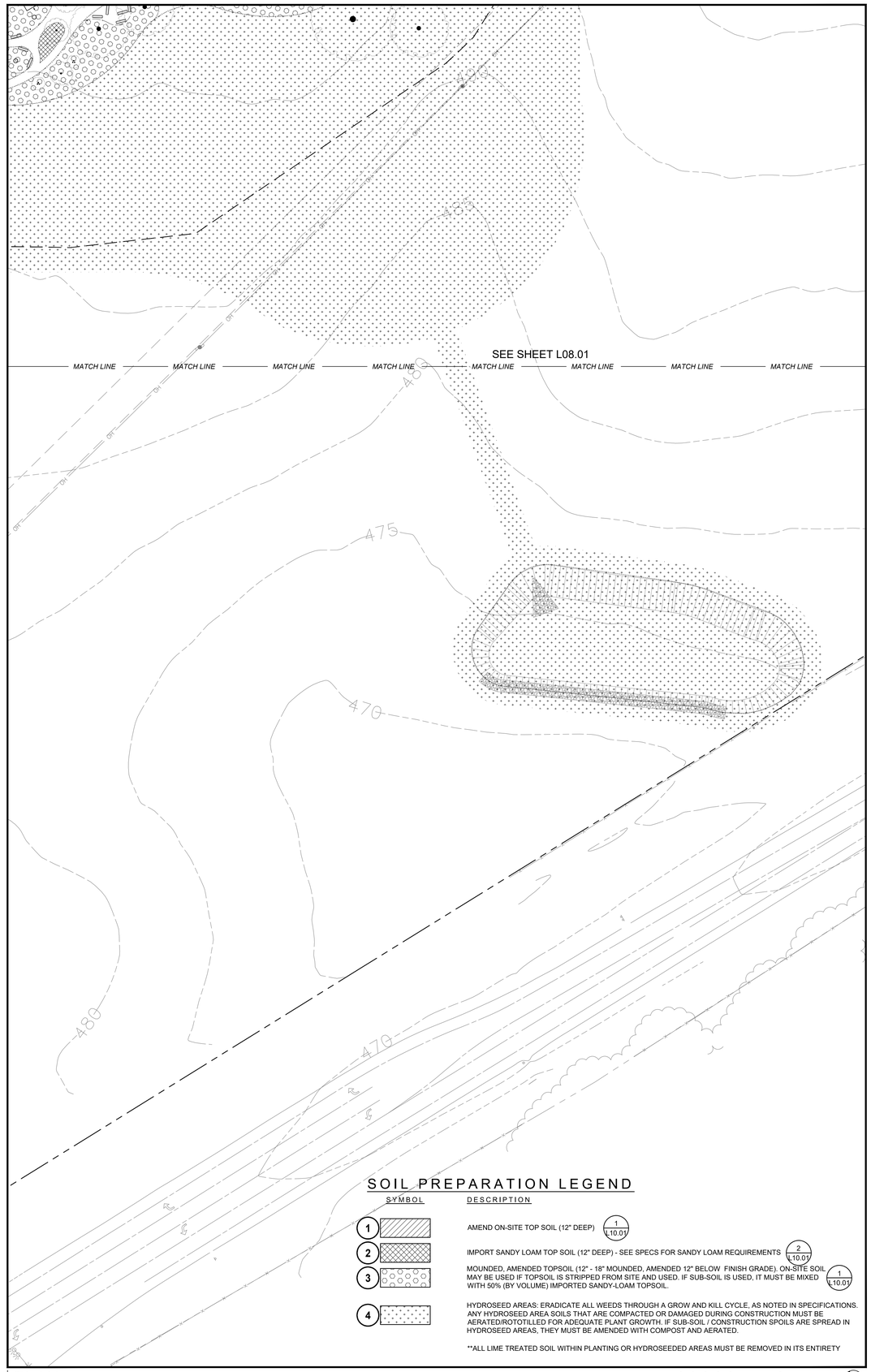

PLAN

0 40 80 FEET NORTH

SOIL PREPARATION LEGEND

SYMBOL	DESCRIPTION	
1	AMEND ON-SITE TOP SOIL (12" DEEP)	1 / L10.01
2	IMPORT SANDY LOAM TOP SOIL (12" DEEP) - SEE SPECS FOR SANDY LOAM REQUIREMENTS	2 / L10.01
3	MOUNDED, AMENDED TOPSOIL (12" - 18" MOUNDED, AMENDED 12" BELOW FINISH GRADE). ON-SITE SOIL MAY BE USED IF TOPSOIL IS STRIPPED FROM SITE AND USED. IF SUB-SOIL IS USED, IT MUST BE MIXED WITH 50% (BY VOLUME) IMPORTED SANDY-LOAM TOPSOIL.	1 / L10.01
4	HYDROSEED AREAS: ERADICATE ALL WEEDS THROUGH A GROW AND KILL CYCLE, AS NOTED IN SPECIFICATIONS. ANY HYDROSEED AREA SOILS THAT ARE COMPACTED OR DAMAGED DURING CONSTRUCTION MUST BE AERATED/ROTOTILLED FOR ADEQUATE PLANT GROWTH. IF SUB-SOIL / CONSTRUCTION SPOILS ARE SPREAD IN HYDROSEED AREAS, THEY MUST BE AMENDED WITH COMPOST AND AERATED.	

**ALL LIME TREATED SOIL WITHIN PLANTING OR HYDROSEEDED AREAS MUST BE REMOVED IN ITS ENTIRETY

811 Know what's below. Call 811 before you dig.

ONLY THE ORIGINAL, SIGNED HARD COPY OF THIS DRAWING CONSTITUTES CARDUCCI & ASSOCIATES, INC. PROFESSIONAL WORK PRODUCT. ELECTRONIC COPIES DO NOT REPRESENT THE ORIGINAL WORK PRODUCT OF CARDUCCI & ASSOCIATES, INC. AND MAY NOT BE RELIED UPON. CARDUCCI & ASSOCIATES, INC. WILL NOT BE RESPONSIBLE OR HAVE ANY LIABILITY FOR ANY CHANGES MADE TO THESE DRAWINGS, ELECTRONIC DATA OR RENDERINGS, THAT ARE NOT CREATED BY CARDUCCI & ASSOCIATES, INC.

IF THE CONTRACTOR ENCOUNTERS ERRORS OR DISCREPANCIES ON THE DRAWINGS, OR SITE CONDITIONS WHICH PREVENT OR DELAY THE COMPLETION OF WORK AS INDICATED, THE CONTRACTOR SHALL NOTIFY THE OWNER AND LANDSCAPE ARCHITECT BY THE TIME OF BID OF ALL SUCH ERRORS, DISCREPANCIES AND CONDITIONS. THE CONTRACTOR SHALL INDEMNIFY AND HOLD THE LANDSCAPE ARCHITECT AND THE OWNER HARMLESS FROM ANY CLAIMS, INCLUDING LABOR, MATERIAL AND EQUIPMENT COSTS, DELAY THE COMPLETION OF WORK, OR ANY OTHER CONSEQUENTIAL DAMAGE RESULTING FROM THE CONTRACTOR'S FAILURE TO NOTIFY THE LANDSCAPE ARCHITECT AND THE OWNER HARMLESS AS STATED ABOVE.

QUATTROCCHI KWOK ARCHITECTS
Main:
636 Fifth Street, Santa Rosa, CA 95404
East Bay:
55 Harrison Street, Suite 525,
Oakland, CA 94607
(707) 576-0829

LICENSED ARCHITECT
AARON JOBSON
LICENSE # C30620
EXP OCTOBER 31, 2023
STATE OF CALIFORNIA

SIGNED: MONTH DAY, 2021

Gensler
45 Fremont Street
Suite 1500
San Francisco, CA 94105
United States
Tel 415.433.3700
Fax 415.836.4599

CARDUCCI ASSOCIATES
555 BEACH STREET FOURTH FLOOR
SAN FRANCISCO, CA 94133
www.carducciassociates.com

© 2021 CARDUCCI ASSOCIATES, INC.

LICENSED LANDSCAPE ARCHITECT
8.31.2023
12.17.2021
STATE OF CALIFORNIA

GAVILAN COLLEGE

NEW COLLEGE CAMPUS

505 FAIRVIEW ROAD
HOLLISTER, CA 95023

GAVILAN JOINT COMMUNITY COLLEGE DISTRICT

DSA APP NO. 01-119906

ARCH PROJECT NO: 1897.00
DRAWN BY:
DRAWING SCALE:
PTN: 43-C4 FILE NO: N/A

DSA SUBMITTAL
FEBRUARY 4, 2022

SHEET TITLE

SOIL PREPARATION PLAN

SHEET NUMBER

L08.02

1/28/2022 1:57 PM

2 / L10.02 SHRUBS AND GROUND COVER

Count	KEY	BOTANICAL NAME	COMMON NAME	ORIGIN	SIZE	SPACING	WATER USE (WUCOLS 1)	NOTES
18	AM	ACHILLEA MILLEFOLIUM	COMMON YARROW	EUROPE, WESTERN ASIA	1 GAL	2' OC	L	--
130	AS	ACHILLEA MILLEFOLIUM 'SALMON BEAUTY'	SALMON BEAUTY YARROW	--	1 GAL	2' OC	L	--
113	AT	ACHILLEA MILLEFOLIUM 'TERRA COTTA'	TERRA COTTA YARROW	--	1 GAL	2' OC	L	--
666	AJ*	AJUGA REPTANS 'CHOCOLATE CHIP'	CATLIN'S GIANT CARPET BUGLE	EUROPE	4"	1' OC	M	SHOWN AS HATCH ON PLANS. LEGEND SHOWS APPROX. QTY.
25	AL	ARCTOSTAPHYLOS BAKERI 'LOUIS EDMUNDS'	LOUIS EDMUNDS MANZINITA	CA, SONOMA AREA	15 GAL	6' OC	L	--
246	AR	ARCTOSTAPHYLOS EDMUNDSII 'CARMEL SUR'	CARMEL SUR MANZANITA	COASTAL CALIFORNIA	5 GAL	6' OC	L	--
2	AH	ARCTOSTAPHYLOS MANZANITA 'DR HURD'	DR HURD MANZANITA	CA FOOTHILLS	15 GAL	9' OC	L	--
165	AX*	ASARUM CAUDATUM	WESTERN WILD GINGER	WEST COAST	4"	1' OC	M	SHOWN AS HATCH ON PLANS. LEGEND SHOWS APPROX. QTY.
16	AF	ASCLEPIAS FASCICULARIS	NARROW LEAF MILKWEED	CA	1 GAL	2' OC	L	--
100	AD	ASCLEPIAS SPECIOSA 'DAVIS'	SHOWY MILKWEED	CA	1 GAL	2' OC	L	--
17	AU	ASCLEPIAS TUBEROSA	BUTTERFLY WEED	EASTERN US	1 GAL	2' OC	M	--
14	AP	ASTER CHILENSIS 'PURPLE HAZE'	CALIFORNIA ASTER	CA	1 GAL	3' OC	M	MAY BE SOLD AS SYMPHYTOTRICHUM CHILENSIS 'PURPLE HAZE'. CUT BACK IN LATE WINTER AS REQUIRED TO REFRESH PLANT.
11	B	BLECHNUM SPICANT	DEER FERN	CA	1 GAL	2' OC	M	--
633	O	BOUTELOUA GRACILIS	BLUE GRAMA	NORTH AMERICA	1 GAL	2' OC	L	--
5	CS	CALYCANTHUS OCCIDENTALIS	WESTERN SPICE BUSH	CA COST, SIERRA NEVADA FOOTHILLS	15 GAL	6' OC	M	--
23	CC	CEANOTHUS 'CONCHA'	CONCHA CEANOTHUS	CA	5 GAL	5' OC	L	--
127	CV	CEANOTHUS MARITIMUS 'VALLEY VIOLET'	MARITIME CEANOTHUS	CA	1 GAL	3' OC	L	--
10	CR	CEANOTHUS 'RAY HARTMAN'	CALIFORNIA LILAC	CA	15 GAL	8' OC	L	--
5	C	CYRTOMIUM FALCATUM	JAPANESE HOLLY FERN	JAPAN	1 GAL	2' OC	M	--
113	DC	DESCHAMPSIA CESPITOSA	TUFTED HAIR GRASS	NORTH AMERICA	1 GAL	1'-6" OC	L	--
269	EC	EPILOBIUM CANUM 'CATALINA'	ISLAND CALIFORNIA FUCHSIA	CA	1 GAL	4' OC	L	--
72	EE	EPILOBIUM CANUM 'EVERETT'S CHOICE'	EVERETT'S CALIFORNIA FUCHSIA	CA	1 GAL	3' OC	L	--
80	E	EPIMEDIUM X WARLEYENSE	BISHOP'S HAT	--	1 GAL	1'-6" OC	M	--
56	ET	ERIOGONUM FASCICULATUM 'THEODORE PAYNE'	THEODORE PAYNE BUCKWHEAT	CA	5 GAL	6' OC	VL	--
81	EG	ERIOGONUM GIGANTEUM	ST. CATHERINE'S LACE	CA	5 GAL	4' OC	VL	--
25	ER	ERIOGONUM GRANDE VAR. RUBESCENS	SAN MIGUEL ISLAND BUCKWHEAT	CA	1 GAL	2' OC	L	--
16	EK	ERIOGONUM UMBELLATUM VAR. AUREUM 'KANNAH CREEK'	KANNAH CREEK SULFER FLOWER	CA	1 GAL	2' OC	L	--
18	Z	ESCHSCHOLZIA CALIFORNICA	CALIFORNIA POPPY	CA, OR	FLATS	1' OC	VL	--
21	GA	GAILLARDIA ARISTATA 'BIJOU'	BLANKET FLOWER	US	1 GAL	2' OC	L	
9	G	GALVEZIA SPECIOSA 'FIRECRACKER'	ISLAND BUSH SNAPDRAGON	CA, SOUTHERN ISLANDS	1 GAL	2' OC	L	--
31	H	HELLEBORUS X BALLARDIAE 'GOLD COLLECTION PINK FROST'	PINK FROST LENTEN ROSE	--	1 GAL	1' OC	M	--
9	HA	HETEROMELES ARBUTIFOLIA	TOYON	CA COAST, SIERRA NEVADA FOOTHILLS, BAJA CA	15 GAL	8' OC	L	--
28	HD	HOLODISCUS DISCOLOR	OCEAN SPRAY	CALIFORNIA TO CANADA	5 GAL	3'-6" OC	L	--
11	J	JUNCUS PATENS	CALIFORNIA GRAY RUSH	CA, OR	1 GAL	2' OC	L	--
48	LL	LEUCOPHYLLUM LANGMANIAE 'LYNN'S LEGACY'	LYNN'S LEGACY TEXAS RANGER	TEXAS, MEXICO	5 GAL	5' OC	L	--
29	LC	LEYMUS CONDENSATUS 'CANYON PRINCE'	LYME GRASS	CA SOUTHERN	1 GAL	3' OC	L	--
38	L	LIATRIS SPICATA 'KOBOLD'	KOBOLD BLAZING STAR	US	1 GAL	1' OC	M	
117	LX	LOBELIA LAXIFLORA	MEXICAN LOBELIA	MEXICO	1 GAL	3'-6" OC	L	MAY BE CUT BACK TO 6" TO REFRESH PLANT IN SPRING
29	LK	LOMANDRA HYSTRIX 'KATIE BELLES'	KATIE BELLES MAT RUSH	AUSTRALIA	5 GAL	4' OC	L	--
206	LB	LOMANDRA LONGIFOLIA 'BREEZE'	DWARF MAT RUSH	AUSTRALIA	1 GAL	2'-6" OC	L	--
24	MC	MAHONIA AQUIFOLIUM 'COMPACTA'	COMPACT OREGON GRAPE	CA, NORTH TO BRITISH COLUMBIA	1 GAL	4' OC	M	--
77	MN	MAHONIA NEVINII	NEVIN'S BARBERRY	CA	5 GAL	3' OC	L	1
195	MP	MAHONIA REPENS	CREEPING OREGON GRAPE	CA, NORTH TO BRITISH COLUMBIA	1 GAL	3' OC	L	ALSO SOLD AS BERBERIS (MAHONIA) AQUIFOLIUM VAR. REPENS
40	Y	MIMULUS 'JELLY BEAN ORANGE'	ORANGE JELLY BEAN MONKEY FLOWER	CA, WEST	1 GAL	1'-6" OC	L	--
83	MT	MUHLENBERGIA EMERSLEYI 'EL TORO'	BULL GRASS	TX, ARIZONA	1 GAL	3' OC	M	CUT BACK ONLY AS NEEDED TO REFRESH OR TO REMOVE OLD FLOWER STALKS
668	ML	MUHLENBERGIA LINDHEIMERI	LINDHEIMER'S MUHLY	CA, TX, MEXICO	1 GAL	4' OC	L	CUT BACK ONLY AS NEEDED TO REFRESH OR TO REMOVE OLD FLOWER STALKS
473	MR	MUHLENBERGIA RIGENS	DEER GRASS	CA, TX, MEXICO	1 GAL	3' OC	L	CUT BACK ONCE A YEAR BEFORE THE NEW GROWTH STARTS
6	PG	PHILADELPHUS LEWISII 'GOOSE CREEK'	WILD MOCK ORANGE	CA	5 GAL	4' OC	M	--
11	PM	POLYSTICHUM MUNITUM	SWORD FERN	CA TO ALASKA	5 GAL	3' OC	M	--
42	R	RANUNCULUS CALIFORNICUS	CALIFORNIA BUTTERCUP	CALIFORNIA	1 GAL	1'-6" OC	L	--
75	RE	RHAMNUS CALIFORNICA 'EVE CASE'	COFFEEBERRY	CA, OR	15 GAL	5' OC	L	--
11	RO	RHUS OVATA	SUGAR BUSH	CA, AZ	5 GAL	10' OC	L	--
102	RA	RIBES AUREUM	GOLDEN CURRANT	INLAND AREAS OF WESTERN US	1 GAL	4' OC	L	--
24	RS	RIBES SPECIOSUM	FUSCHIA-FLOWERING GOOSEBERRY	COASTAL CALIFORNIA	5 GAL	3' OC	L	--
31	RV	RIBES VIBURNIFOLIUM	CATALINA PERFUME	CATALINA ISLAND	5 GAL	4' OC	L	--
25	SA	SALVIA APIANA	WHITE SAGE	SOUTHERN CA, BAJA CA	1 GAL	3' OC	VL	--
106	SE	SALVIA 'BEE'S BLISS'	SAGE	CA	1 GAL	5' OC	L	--
81	SC	SALVIA CLEVELANDII 'ALLEN CHICKERING'	CALIFORNIA BLUE SAGE	CA, SOUTHERN	1 GAL	3'-6" OC	L	--
48	SB	SAMBUCUS NIGRA 'BLACK LACE'	BLACK LACE ELDERBERRY	--	15 GAL	6' OC	L	--
10	SH	SARCOCOCCA HOOKERIANA 'HUMILIS'	SWEET BOX	HIMALAYAS, CHINA	1 GAL	3' OC	L	POWERFULLY FRAGRANT WHITE BLOSSOMS
6	S	SIDALCEA MALVIFLORA	CHECKERBLOOM	CA, OR	4"	1' OC	L	--
117	SP	SPHAERALCEA AMBIGUA 'LOUIS HAMILTON'	LOUIS HAMILTON GLOBE MALLOW	SOUTHERN CA, ARIZONA	1 GAL	3' OC	L	CUT BACK TO 6" IN FALL WHEN PLANT NEEDS TO BE REFRESHED
16	TL	TAGETES LEMMONII	COPPER CANYON DAISY	TEXAS, MEXICO	5 GAL	6' OC	L	CAN BE CUT BACK ANY TIME OF YEAR TO REFRESH
78	T	TAGETES LEMMONII 'COMPACTA'	COMPACT COPPER CANYON DAISY	TEXAS, MEXICO	1 GAL	2'-6" OC	L	CAN BE CUT BACK ANY TIME OF YEAR TO REFRESH
218	TP	TEUCRIUM CHAMAEDRYS 'PROSTRATUM'	CREEPING GERMANDER	MEDITERRANEAN	1 GAL	2'-6" OC	L	MAY BE CUT BACK HARD IN EARLY SPRING TO REFRESH PLANT
250	V	VERBENA LILACINA 'DE LA MINA'	CEDROS ISLAND VERBENA	BAJA CALIFORNIA	1 GAL	2'-6" OC	L	LIGHTLY SHEAR ONCE A YEAR IN EARLY SPRING TO TIDY, IF REQUIRED
30	WF	WOODWARDIA FIMBRIATA	GIANT CHAIN FERN	CA, BRITISH COLUMBIA TO MEXICO	1 GAL	3' OC	M	--

8 / L10.01 VINES

Count	KEY	BOTANICAL NAME	COMMON NAME	ORIGIN	SIZE	SPACING	WATER USE (WUCOLS 1)	NOTES
2	D	DISTICTIS BUCCINATORIA	BLOOD RED TRUMPET VINE	MEXICO	5 GAL	AS SHOWN	M	--
6	P	PHILADELPHUS MEXICANUS 'FLORE PLENA'	EVERGREEN MOCK ORANGE	-	5 GAL	AS SHOWN	L	--

SITE LEGEND

SYMBOL	DESCRIPTION
	(E) CONDITIONS, SEE TOPOGRAPHIC SURVEY
	PROPERTY LINE
LOW	LIMIT OF WORK
	ENLARGEMENT

PLANTING LEGEND

SYMBOL	DESCRIPTION
	ROOT BARRIER (4 / L10.01) (5 / L10.01)
	IRRIGATION REMOTE CONTROL VALVES & QUICK COUPLER VALVES, TYP.
	SHEET MULCH AREA (3 / L10.01)

(3 / L10.02) (6 / L10.02) (4 / L10.02) (7 / L10.02) (5 / L10.02) (8 / L10.02) XX

TREES

Count	KEY	BOTANICAL NAME	COMMON NAME	SIZE	TRUNK	SPACING	WATER USE (WUCOLS 1)	NOTES
13	AC	ACER CIRCINATUM	VINE MAPLE	15 GAL	STANDARD	AS SHOWN	M	--
34	CO	CERCIS OCCIDENTALIS	WESTERN REDBUD	24" BOX	MULTI-TRUNK	AS SHOWN	VL	--
7	KP	KOELREUTERIA PANICULATA	GOLDENRAIN TREE	36" BOX	STANDARD	AS SHOWN	M	--
13	OM	OLEA EUROPAEA 'MAJESTIC BEAUTY'	FRUITLESS OLIVE	48" BOX	STANDARD	AS SHOWN	VL	MINIMUM 6' CLEAR TRUNK REQUIRED
38	PP	PARROTIA PERSICA	PERSIAN IRONWOOD	36" BOX	STANDARD	AS SHOWN	M	--
12	PL	PRUNUS ILICIFOLIA SUBSP. LYONII	CATALINA CHERRY	15 GAL	STANDARD	AS SHOWN	L	--
6	QE	QUERCUS ENGELMANNII	ENGELMANN OAK	48" BOX	STANDARD	AS SHOWN	L	--
21	QI	QUERCUS ILEX	HOLLY OAK	36" BOX	STANDARD	AS SHOWN	L	--
8	QL-A	QUERCUS LOBATA	VALLEY OAK	60" AIR BAG	STANDARD	AS SHOWN	L	AIR-BAGGED OAKS SOLD BY MAIN STREET TREE NAPA. MIN SPECS: 7" CALIPER, 22' HEIGHT
1	QL	QUERCUS LOBATA	VALLEY OAK	36" BOX	STANDARD	AS SHOWN	L	--
4	QW	QUERCUS WISLIZENII	INTERIOR LIVE OAK	48" BOX	STANDARD	AS SHOWN	VL	--
6	SN	SAMBUCUS NIGRA	BLACK ELDER	15 GAL	MULTI-TRUNK	AS SHOWN	L	ALSO SOLD AS SAMBUCUS CANADENSIS
8	SL	SEARSIA LANCEA	AFRICAN SUMAC	24" BOX	STANDARD	AS SHOWN	L	ALSO SOLD AS RHUS LANCEA
44	UA	ULMUS PARVIFOLIA 'ALLEE'	ALLEE CHINESE ELM	24" BOX	STANDARD	AS SHOWN	L	MAY ALSO BE SOLD AS 'EMER II' OR 'EMER II ALLEE'

1 / L10.02 GROUNDCOVER

BOTANICAL NAME	COMMON NAME	ORIGIN	SPACING	SIZE	WATER USE WUCOLS #	NOTES
AJUGA REPTANS 'CHOCOLATE CHIP' (AJ*)	CARPET BUGLE	EUROPE	1' O.C.	4"	M	QUANTITIES SHOWN IN SHRUB LEGEND.
ASARAUM CAUDATUM (AC*)	WESTERN WILD GINGER	WESTERN US	8" O.C.	4"	M	QUANTITIES SHOWN IN SHRUB LEGEND.

WILDFLOWER SEED MIX

LOCATION	BOTANICAL NAME	BROADCAST RATE PER 1,000 SF (POUNDS)
NORTH MEADOW SEED MIX	ACHILLEA MILLEFOLIUM, ASCLEPIAS FASCICULARIS, COLLINSIA HETEROPHYLLA, ERIOGONUM FASCICULATUM, ESCHSCHOLZIA CALIFORNICA, GILIA CAPITATA, GILIA TRICOLOR, KOELERIA MACRANTHA, LUPINUS BICOLOR, LUPINUS NANUS, LASTHENIA GLABRATA, MELICA CALIFORNICA, PLANTAGO ERECTA, POA SECUNDA, RANUNCULUS CALIFORNICUS, SALVIA COLUMBARIAE, SIDALCEA MALVIFLORA, STIPA CERNUA, STIPA LEPIDA, STIPA PULCHRA	6 LB
SOUTH MEADOW SEED MIX	ACHILLEA MILLEFOLIUM. ASCLEPIAS SPECIOSA, CASTILLEJA EXSERTA, CLARKIA BOTTAE, CLARKIA CONCINNA, COLLINSIA HETEROPHYLLA, ERIOGONUM FASCICULATUM, ESCHSCHOLZIA CALIFORNICA, FESTUCA IDAHOENSIS, GILIA CAPITATA, GILIA TRICOLOR, GRINDELIA CAMPORUM, KOELERIA MACRANTHA, LASTHENIA GLABRATA, LUPINUS BICOLOR, LUPINUS NANUS, LUPINUS SUCCULENTUS, MELICA CALIFORNICA, PHACELIA CAMPANULARIA, PHACELIA TANACETIFOLIA, PLANTAGO ERECTA, POA SECUNDA, RANUNCULUS CALIFORNICUS, SALVIA COLUMBARIAE, STIPA HYMENOIDES	6 LB
DRAINAGE SWALE MIX	ACHILLEA MILLEFOLIUM, ASCLEPIAS FASCICULARIS, BROMUS CARINATUS, COLLINSIA HETEROPHYLLA, ELYMUS GLAUCUS, LUPINUS BICOLOR, MELICA CALIFORNICA, POA SECUNDA, SISYRINCHIUM BELLUM, SISYRINCHIUM CALIFORNICUM, SOLIDAGO VELUTINA SSP. CALIFORNICA, STIPA CERNUA, STIPA LEPIDA, STIPA PULCHRA, SPOROBOLUS AIROIDES, TRIFOLIUM CILIOATUM, TRIFOLIUM FUCATUM, TRIFOLIUM GRACILENTUM, TRIFOLIUM WILDENOVII	6 LB

ALL SEED MUST BE PLANT SPECIES NATIVE TO CALIFORNIA. NON-NATIVE SEED WILL NOT BE ACCEPTED.

PLANTING NOTES

1. PLANT MATERIAL QUANTITIES ARE SHOWN FOR INFORMATION ONLY. CONTRACTOR SHALL VERIFY ALL QUANTITIES PRIOR TO ORDER.
2. SUBSTITUTIONS OF PLANT MATERIAL, SPECIES AND/OR VARIETIES ARE NOT PERMITTED.
3. SUBMIT PLANT LIST SHOWING QUANTITIES AND AVAILABILITY OF PLANT MATERIAL WITHIN 30 DAYS OF NOTICE TO PROCEED.
4. ALL PLANT MATERIAL SHALL CONFORM TO THE ANSI Z601 "STANDARD FOR NURSERY STOCK".
5. AMEND SOILS PER SOIL TEST RECOMMENDATIONS, SEE SOIL PLANS AND SPECIFICATIONS.
6. ALL SHRUB AND TREE PLANTING AREAS SHALL BE INSTALLED WITH SHEET MULCHING TO CONTROL WEEDS. SEE SHEET MULCHING DETAIL. KEEP BARK SIX INCHES (6") AWAY FROM TREE CROWNS. SHEET MULCH IS NOT REQUIRED IN BIO-FILTRATION BASINS OR HYDROSEED AREAS.
7. PLACE PLANTS IN PROPOSED LOCATIONS FOR REVIEW AND ACCEPTANCE BY THE PROJECT MANAGER PRIOR TO ACTUAL PLANTING. NOTIFY THE PROJECT MANAGER A MINIMUM OF 48 HOURS PRIOR.
8. ALL LANDSCAPED AREAS SHALL BE MAINTAINED IN A HEALTHY AND WEED-FREE CONDITION. DEAD PLANT MATERIAL SHALL BE REPLACED IMMEDIATELY. ALL TREES SHALL BE MAINTAINED AND PRUNED IN ACCORDANCE TO THE INTERNATIONAL SOCIETY OF ARBORICULTURE (ISA). REFER TO TREE PLANTING DETAILS FOR CROWN AND ROOT REQUIREMENTS. ANY TREES NOT MEETING THESE REQUIREMENTS WILL BE REPLACED AT NO COST TO OWNER.
9. INSTALL PLANT MATERIAL PER SPECIFICATIONS.
10. NOTIFY PROJECT MANGER 48 HOURS PRIOR TO PLANT DELIVERY. ALL PLANTS TO BE REVIEWED AND ACCEPTED PRIOR TO PLANTING.
11. ALL PLANTS LISTED ABOVE TO BE INSTALLED BY CONTRACTOR.
12. POT HOLE ALL TREE PLANTING LOCATIONS TO IDENTIFY CONFLICTS UNDERGROUND UTILITIES BEFORE TREE PLANTING.
13. WHERE POSSIBLE LOCATE TREES AT LEAST 5' FROM EDGE OF WALKS, PAVING, AND UNDERGROUND UTILITIES. ADJUST LOCATION IN FIELD AS REQUIRED AND AS APPROVED BY LANDSCAPE ARCHITECT.
14. SEE CIVIL DRAWINGS, ELECTRICAL DRAWINGS AND LANDSCAPE DRAWINGS FOR APPROXIMATE LOCATION OF UTILITIES.
15. SLOPE PLANTING AREAS TO DRAIN.
16. CARDUCCI RECOMMENDS THAT PHOTOS OF ALL SHRUB AND GROUNDCOVER PLANT SPECIES BE SUBMITTED FOR APPROVAL. REVIEW OF THESE PHOTOS IS DONE AS A COURTESY TO AVOID REPLANTING AT THE PROJECT SITE IF PLANT MATERIAL FROM GROWERS ARE DEEMED TO NOT MEET SPECIFICATIONS.
17. SUBMIT NURSERY PHOTOS OF ALL TREE SPECIES THAT ARE TO BE INSTALLED. TREE PHOTOS ARE REQUIRED FOR APPROVAL BEFORE PLANTING.

ONLY THE ORIGINAL, SIGNED HARD COPY OF THIS DRAWING CONSTITUTES CARDUCCI & ASSOCIATES, INC. PROFESSIONAL WORK PRODUCT. ELECTRONIC COPIES DO NOT CONTAIN ALL OF THE INFORMATION CONTAINED ON THE ORIGINAL DOCUMENT AND ARE NOT TO BE RELIED UPON. CARDUCCI & ASSOCIATES, INC. WILL NOT BE RESPONSIBLE FOR ANY MODIFICATIONS MADE TO THIS DRAWING ELECTRONIC OR OTHERWISE THAT ARE NOT CARRIED BY CARDUCCI & ASSOCIATES, INC.

IF THE CONTRACTOR ENCOUNTERS ERRORS OR DISCREPANCIES ON THE DRAWINGS, OR SITE CONDITIONS WHICH PREVENT OR DELAY THE COMPLETION OF WORK AS INDICATED, THE CONTRACTOR SHALL NOTIFY THE OWNER AND LANDSCAPE ARCHITECT BY THE TIME OF BID OF ALL SUCH DEFICIENCIES. THE CONTRACTOR SHALL ASSUMED THE LANDSCAPE ARCHITECT AND THE OWNER HAVE BEEN GIVEN THE OPPORTUNITY TO REVIEW ALL PLANS AND SPECIFICATIONS AT BID. ALTERNATIVES AND VALUE ENGINEERING SUGGESTIONS MAY BE CONSIDERED AT THE TIME OF BID. THE CONTRACTOR SHALL ASSUME THE LANDSCAPE ARCHITECT HAS THE OPPORTUNITY TO REVIEW ALL PLANS AND SPECIFICATIONS AT BID. ALTERNATIVES AND VALUE ENGINEERING SUGGESTIONS MAY BE CONSIDERED AT THE TIME OF BID. ALL SUCH DEFICIENCIES, ERRORS OR OMISSIONS AT THE TIME OF BID.

QUATTROCCHI KWOK ARCHITECTS
Main:
636 Fifth Street, Santa Rosa, CA 95404
East Bay:
55 Harrison Street, Suite 525,
Oakland, CA 94607
(707) 576-0829

LICENSED ARCHITECT
AARON JOBSON
LICENSE # C30620
EXP OCTOBER 31, 2023
STATE OF CALIFORNIA

SIGNED: MONTH DAY, 2021

Gensler
45 Fremont Street
Suite 1500
San Francisco, CA 94105
United States
Tel 415.433.3700
Fax 415.836.4599

CARDUCCI ASSOCIATES
555 BEACH STREET FOURTH FLOOR
SAN FRANCISCO, CA 94133
www.carducciassociates.com

© 2021 CARDUCCI ASSOCIATES, INC.

LANDSCAPE ARCHITECT
8.31.2023
12.17.2021
STATE OF CALIFORNIA

GAVILAN COLLEGE

NEW COLLEGE CAMPUS

505 FAIRVIEW ROAD
HOLLISTER, CA 95023

GAVILAN JOINT COMMUNITY COLLEGE DISTRICT

DSA APP NO.	01-119906
ARCH PROJECT NO:	1897.00
DRAWN BY:	
DRAWING SCALE:	
PTN: 43-C4	FILE NO: N/A

DSA SUBMITTAL
FEBRUARY 4, 2022

SHEET TITLE

PLANTING LEGEND

SHEET NUMBER

L09.00

1/28/2022 1:58 PM

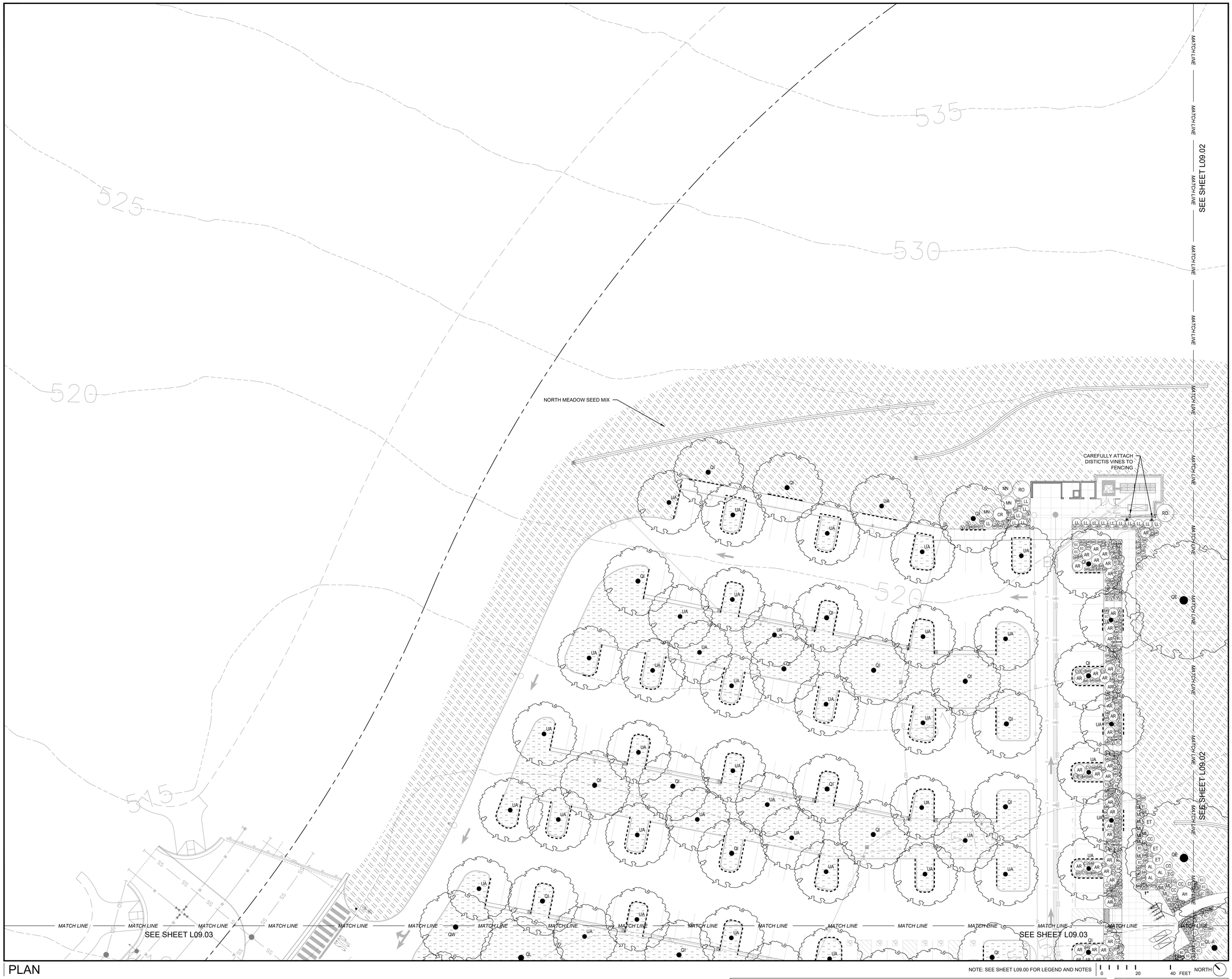

PLAN

TITLE 23 MODEL WATER EFFICIENT LANDSCAPE ORDINANCE COMPLIANCE:
I HAVE COMPLIED WITH THE CRITERIA OF THE ORDINANCE AND APPLIED THEM ACCORDINGLY FOR THE EFFICIENT USE OF WATER IN THE LANDSCAPE DESIGN PLAN.

811 Know what's below. Call 811 before you dig.

ONLY THE ORIGINAL, SIGNED HARD COPY OF THIS DRAWING CONSTITUTES CARDUCCI & ASSOCIATES, INC. PROFESSIONAL WORK PRODUCT. ELECTRONIC COPIES DO NOT REPRESENT THE ORIGINAL WORK PRODUCT AND MAY BE INCOMPLETE OR INCORRECT. THE CONTRACTOR SHALL NOTIFY THE OWNER AND LANDSCAPE ARCHITECT BY THE TIME OF BID OF ALL INCH DIMENSIONS. THE CONTRACTOR SHALL ASSUME THE LANDSCAPE ARCHITECT HAS NO ACTIVITY OR RESPONSIBILITY FOR THE WORK HE HAS NOT SEEN. CHANGES BECAUSE OF AFFECTS CONDITIONS, ERRORS, INCONSISTENCIES OR OMISSIONS AT THE TIME OF BID.
IF THE CONTRACTOR ENCOUNTERS ERRORS OR DISCREPANCIES ON THE DRAWINGS, OR SITE CONDITIONS WHICH PREVENT OR DELAY THE COMPLETION OF WORK AS INDICATED, THE CONTRACTOR SHALL NOTIFY THE OWNER AND LANDSCAPE ARCHITECT BY THE TIME OF BID OF ALL INCH DIMENSIONS. THE CONTRACTOR SHALL ASSUME THE LANDSCAPE ARCHITECT HAS NO ACTIVITY OR RESPONSIBILITY FOR THE WORK HE HAS NOT SEEN.

1/28/2022 1:58 PM

QUATTROCCHI KWOK ARCHITECTS
Main:
636 Fifth Street, Santa Rosa, CA 95404
East Bay:
55 Harrison Street, Suite 525,
Oakland, CA 94607
(707) 576-0829

LICENSED ARCHITECT
AARON JOBSON
LICENSE # C30620
EXP OCTOBER 31, 2023
STATE OF CALIFORNIA

SIGNED: MONTH DAY, 2021

Gensler
45 Fremont Street
Suite 1500
San Francisco, CA 94105
United States
Tel 415.433.3700
Fax 415.836.4599

CARDUCCI ASSOCIATES
555 BEACH STREET FOURTH FLOOR
SAN FRANCISCO, CA 94133
www.carducciassociates.com

© 2021 CARDUCCI ASSOCIATES, INC.

LICENSED LANDSCAPE ARCHITECT
AARON JOBSON
8.31.2023
12.17.2021
STATE OF CALIFORNIA

GAVILAN COLLEGE

NEW COLLEGE CAMPUS

505 FAIRVIEW ROAD
HOLLISTER, CA 95023

GAVILAN JOINT COMMUNITY COLLEGE DISTRICT

DSA APP NO.	01-119906
ARCH PROJECT NO:	1897.00
DRAWN BY:	
DRAWING SCALE:	
PTN: 43-C4	FILE NO: N/A

DSA SUBMITTAL
FEBRUARY 4, 2022

SHEET TITLE

PLANTING PLAN

SHEET NUMBER

L09.01

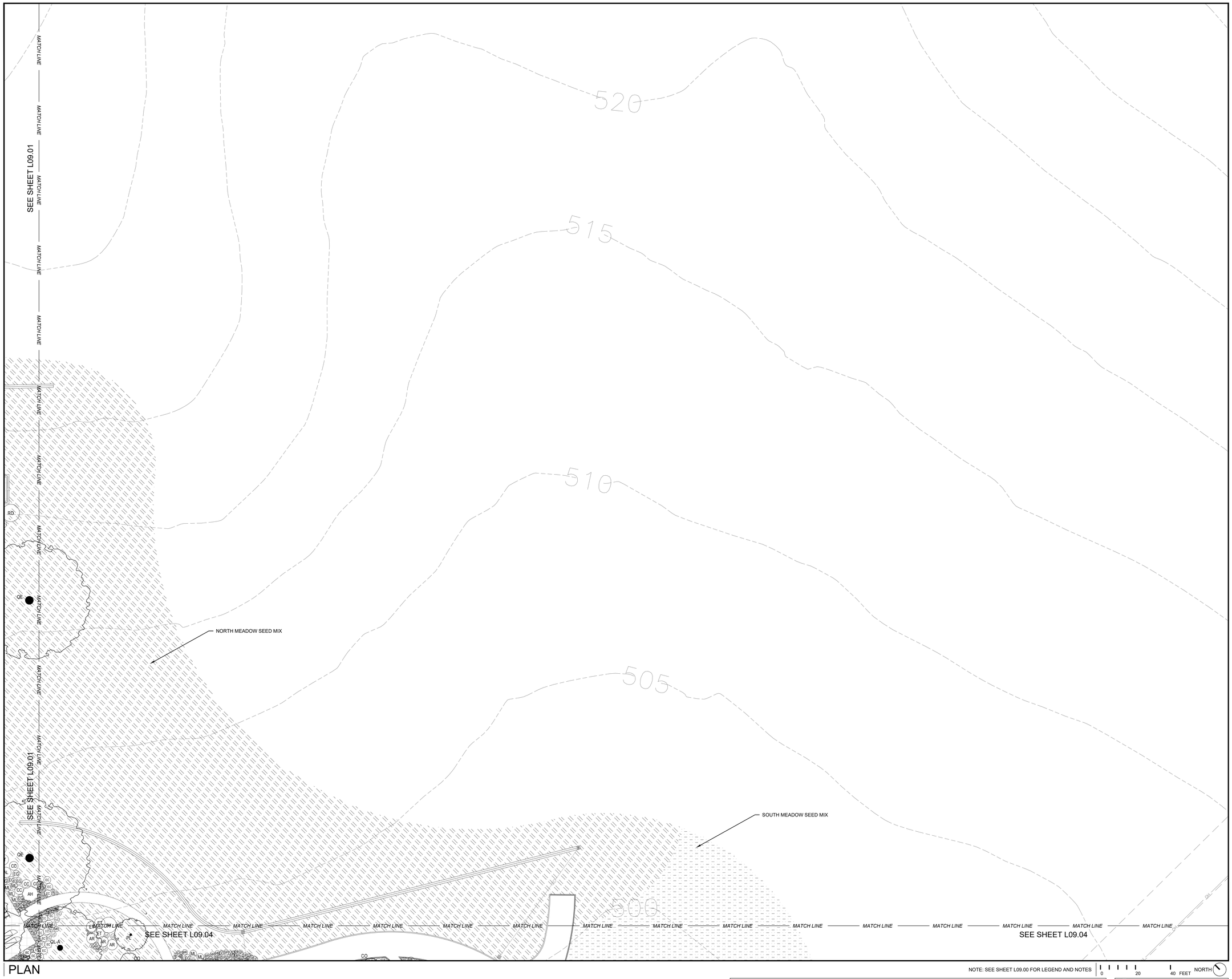

PLAN

NOTE: SEE SHEET L09.00 FOR LEGEND AND NOTES

0 20 40 FEET

NORTH

TITLE 23 MODEL WATER EFFICIENT LANDSCAPE ORDINANCE COMPLIANCE:
I HAVE COMPLIED WITH THE CRITERIA OF THE ORDINANCE AND APPLIED THEM ACCORDINGLY FOR THE EFFICIENT USE OF WATER IN THE LANDSCAPE DESIGN PLAN.

811 Know what's below. Call 811 before you dig.

ONLY THE ORIGINAL, INDEXED HARD COPY OF THIS DRAWING CONSTITUTES CARDUCCI & ASSOCIATES, INC. PROFESSIONAL WORK PRODUCT. ELECTRONIC COPIES DO NOT CONTAIN CARDUCCI & ASSOCIATES, INC. SEAL NOR DO THEY CONTAIN THE ORIGINAL INFORMATION. CARDUCCI & ASSOCIATES, INC. WILL NOT BE RESPONSIBLE OR LIABLE FOR ANY MODIFICATIONS MADE TO THIS DRAWING ELECTRONICALLY OR OTHERWISE, THAT IS NOT CARRIED BY CARDUCCI & ASSOCIATES, INC.

IF THE CONTRACTOR ENCOUNTERS ERRORS OR DISCREPANCIES ON THE DRAWINGS, OR SITE CONDITIONS WHICH PREVENT OR DELAY THE COMPLETION OF WORK AS INDICATED, THE CONTRACTOR SHALL NOTIFY THE OWNER AND LANDSCAPE ARCHITECT BY THE TIME OF BID OF ALL SUCH ERRORS, DISCREPANCIES OR CONDITIONS. THE CONTRACTOR SHALL INCLUDE THE LANDSCAPE ARCHITECT AND THE OWNER'S REPRESENTATIVE IN ALL SUBSEQUENT DISCUSSIONS. THE CONTRACTOR SHALL INDEMNIFY AND HOLD THE LANDSCAPE ARCHITECT AND THE OWNER HARMLESS FOR ANY DAMAGE RESULTING FROM THE CONTRACTOR'S FAILURE TO NOTIFY THE OWNER AND LANDSCAPE ARCHITECT BY THE TIME OF BID OF ALL SUCH ERRORS, DISCREPANCIES OR CONDITIONS.

QUATTROCCHI KWOK ARCHITECTS
Main:
636 Fifth Street, Santa Rosa, CA 95404
East Bay:
55 Harrison Street, Suite 525,
Oakland, CA 94607
(707) 576-0829

LICENSED ARCHITECT
AARON JOBSON
LICENSE # C30620
EXP OCTOBER 31, 2023
STATE OF CALIFORNIA

SIGNED: MONTH DAY, 2021

Gensler
45 Fremont Street
Suite 1500
San Francisco, CA 94105
United States
Tel 415.433.3700
Fax 415.836.4599

CARDUCCI ASSOCIATES
555 BEACH STREET FOURTH FLOOR
SAN FRANCISCO, CA 94133
www.carducciassociates.com

© 2021 CARDUCCI ASSOCIATES, INC.

LICENSED LANDSCAPE ARCHITECT
AARON JOBSON
8.31.2023
12.17.2021
STATE OF CALIFORNIA

GAVILAN COLLEGE

NEW COLLEGE CAMPUS

505 FAIRVIEW ROAD
HOLLISTER, CA 95023

GAVILAN JOINT COMMUNITY COLLEGE DISTRICT

DSA APP NO. 01-119906

ARCH PROJECT NO: 1897.00

DRAWN BY:

DRAWING SCALE:

PTN: 43-C4 FILE NO: N/A

DSA SUBMITTAL

FEBRUARY 4, 2022

SHEET TITLE

PLANTING PLAN

SHEET NUMBER

L09.02

1/28/2022 1:58 PM

PLAN

NOTE: SEE SHEET ###### FOR LEGEND AND NOTES

0 20 40 FEET NORTH

TITLE 23 MODEL WATER EFFICIENT LANDSCAPE ORDINANCE COMPLIANCE:
I HAVE COMPLIED WITH THE CRITERIA OF THE ORDINANCE AND APPLIED THEM ACCORDINGLY FOR THE EFFICIENT USE OF WATER IN THE LANDSCAPE DESIGN PLAN.

811 Know what's below. Call 811 before you dig.

ONLY THE ORIGINAL, SIGNED HARD COPY OF THIS DRAWING CONSTITUTES CARDUCCI & ASSOCIATES, INC. PROFESSIONAL WORK PRODUCT. ELECTRONIC COPIES DO NOT REPRESENT THE ORIGINAL DOCUMENT. ANY REPRODUCTION, MODIFICATION OR DISTRIBUTION OF THIS DRAWING IN ELECTRONIC OR PRINTED FORMAT WITHOUT THE WRITTEN CONSENT OF CARDUCCI & ASSOCIATES, INC. WILL NOT BE RESPONSIBLE FOR ANY MODIFICATIONS MADE TO THIS DRAWING ELECTRONICALLY OR PRINTED. THIS IS NOT CERTIFIED BY CARDUCCI & ASSOCIATES, INC.

IF THE CONTRACTOR ENCOUNTERS ERRORS OR DISCREPANCIES ON THE DRAWINGS, OR SITE CONDITIONS WHICH PREVENT OR DELAY THE COMPLETION OF WORK AS INDICATED, THE CONTRACTOR SHALL NOTIFY THE OWNER AND LANDSCAPE ARCHITECT BY THE TIME OF BID OF ALL SUCH ERRORS, DISCREPANCIES AND CONDITIONS. THE CONTRACTOR SHALL ASSUME THE LANDSCAPE ARCHITECT AND THE OWNER HAS NO ALTERNATIVE DESIGNS AT THE TIME OF BID. THE CONTRACTOR SHALL ASSUME SOLE RESPONSIBILITY FOR ANY CONDITIONS, ERRORS, DISCREPANCIES OR OMISSIONS AT THE TIME OF BID.

1/28/2022 1:59 PM

QUATTROCCHI KWOK ARCHITECTS
Main:
636 Fifth Street, Santa Rosa, CA 95404
East Bay:
55 Harrison Street, Suite 525,
Oakland, CA 94607
(707) 576-0829

LICENSED ARCHITECT
AARON JOBSON
LICENSE # C30620
EXP OCTOBER 31, 2023
STATE OF CALIFORNIA

SIGNED: MONTH DAY, 2021

Gensler
45 Fremont Street
Suite 1500
San Francisco, CA 94105
United States
Tel 415.433.3700
Fax 415.836.4599

CARDUCCI ASSOCIATES
555 BEACH STREET FOURTH FLOOR
SAN FRANCISCO, CA 94133
www.carducciassociates.com

© 2021 CARDUCCI ASSOCIATES, INC.

LANDSCAPE ARCHITECT
8.31.2023
12.17.2021
STATE OF CALIFORNIA

GAVILAN COLLEGE

NEW COLLEGE CAMPUS

505 FAIRVIEW ROAD
HOLLISTER, CA 95023

GAVILAN JOINT COMMUNITY COLLEGE DISTRICT

DSA APP NO.	01-119906
ARCH PROJECT NO:	1897.00
DRAWN BY:	
DRAWING SCALE:	
PTN: 43-C4	FILE NO: N/A

DSA SUBMITTAL
FEBRUARY 4, 2022

SHEET TITLE

PLANTING PLAN

SHEET NUMBER

L09.03

PLAN

NOTE: SEE SHEET L09.00 FOR LEGEND AND NOTES

0 20 40 FEET NORTH

TITLE 23 MODEL WATER EFFICIENT LANDSCAPE ORDINANCE COMPLIANCE:
I HAVE COMPLIED WITH THE CRITERIA OF THE ORDINANCE AND APPLIED THEM ACCORDINGLY FOR THE EFFICIENT USE OF WATER IN THE LANDSCAPE DESIGN PLAN.

811 Know what's below. Call 811 before you dig.

ONLY THE ORIGINAL, SIGNED HARD COPY OF THIS DRAWING CONSTITUTES CARDUCCI & ASSOCIATES, INC. PROFESSIONAL WORK PRODUCT. ELECTRONIC COPIES DO NOT INCLUDE ALL OF THE INFORMATION CONTAINED IN THE ORIGINAL DOCUMENT AND MAY BE MODIFIED, CORRUPTED OR ALTERED. THE ORIGINAL DOCUMENT IS THE PROPERTY OF CARDUCCI & ASSOCIATES, INC. THE USE OF THIS DRAWING ELECTRONIC OR PHOTOCOPIED IMAGE TO THIS DRAWING IS NOT CONSENTED BY CARDUCCI & ASSOCIATES, INC.

IF THE CONTRACTOR ENCOUNTERS ERRORS OR DISCREPANCIES ON THE DRAWINGS, OR SITE CONDITIONS WHICH PREVENT OR DELAY THE COMPLETION OF WORK AS INDICATED, THE CONTRACTOR SHALL NOTIFY THE OWNER AND LANDSCAPE ARCHITECT BY THE TIME OF BID OF ALL SUCH ERRORS, DISCREPANCIES AND PROBLEMS. THE CONTRACTOR SHALL ASSUME THE LANDSCAPE ARCHITECT HAS NOT BEEN RESPONSIBLE FOR ANY ERRORS, OMISSIONS AT THE TIME OF BID.

QUATTROCCHI KWOK ARCHITECTS
Main:
636 Fifth Street, Santa Rosa, CA 95404
East Bay:
55 Harrison Street, Suite 525,
Oakland, CA 94607
(707) 576-0829

LICENSED ARCHITECT
AARON JOBSON
LICENSE # C30620
EXP OCTOBER 31, 2023
STATE OF CALIFORNIA

SIGNED: MONTH DAY, 2021

Gensler
45 Fremont Street
Suite 1500
San Francisco, CA 94105
United States
Tel 415.433.3700
Fax 415.836.4599

CARDUCCI ASSOCIATES
555 BEACH STREET FOURTH FLOOR
SAN FRANCISCO, CA 94133
www.carducciassociates.com

© 2021 CARDUCCI ASSOCIATES, INC.

LICENSED LANDSCAPE ARCHITECT
8.31.2023
12.17.2021
STATE OF CALIFORNIA

GAVILAN COLLEGE

NEW COLLEGE CAMPUS

505 FAIRVIEW ROAD
HOLLISTER, CA 95023

GAVILAN JOINT COMMUNITY COLLEGE DISTRICT

DSA APP NO. 01-119906
ARCH PROJECT NO: 1897.00
DRAWN BY:
DRAWING SCALE:
PTN: 43-C4 FILE NO: N/A

DSA SUBMITTAL
FEBRUARY 4, 2022

SHEET TITLE

PLANTING PLAN

SHEET NUMBER

L09.04

1/28/2022 1:59 PM

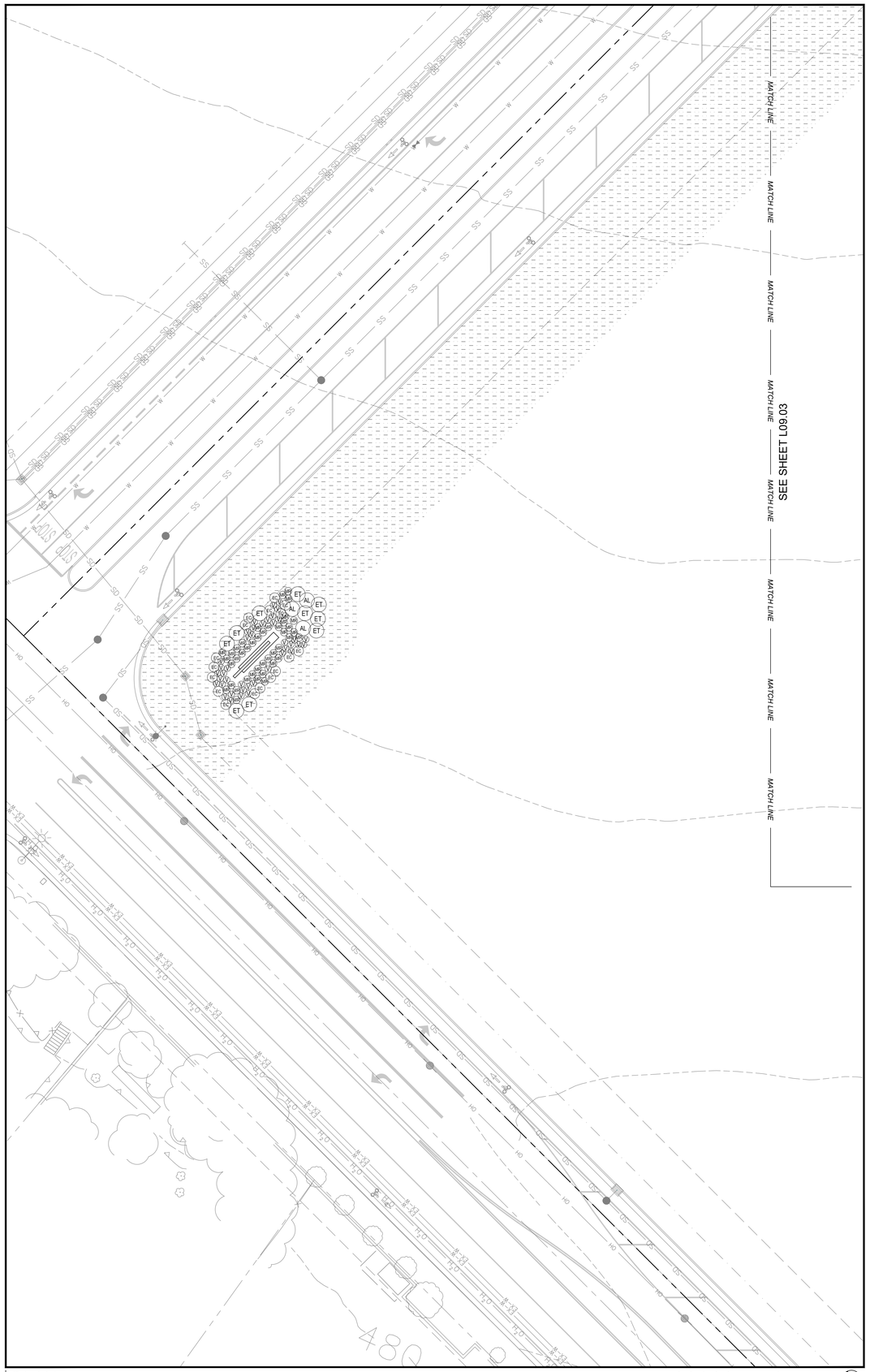

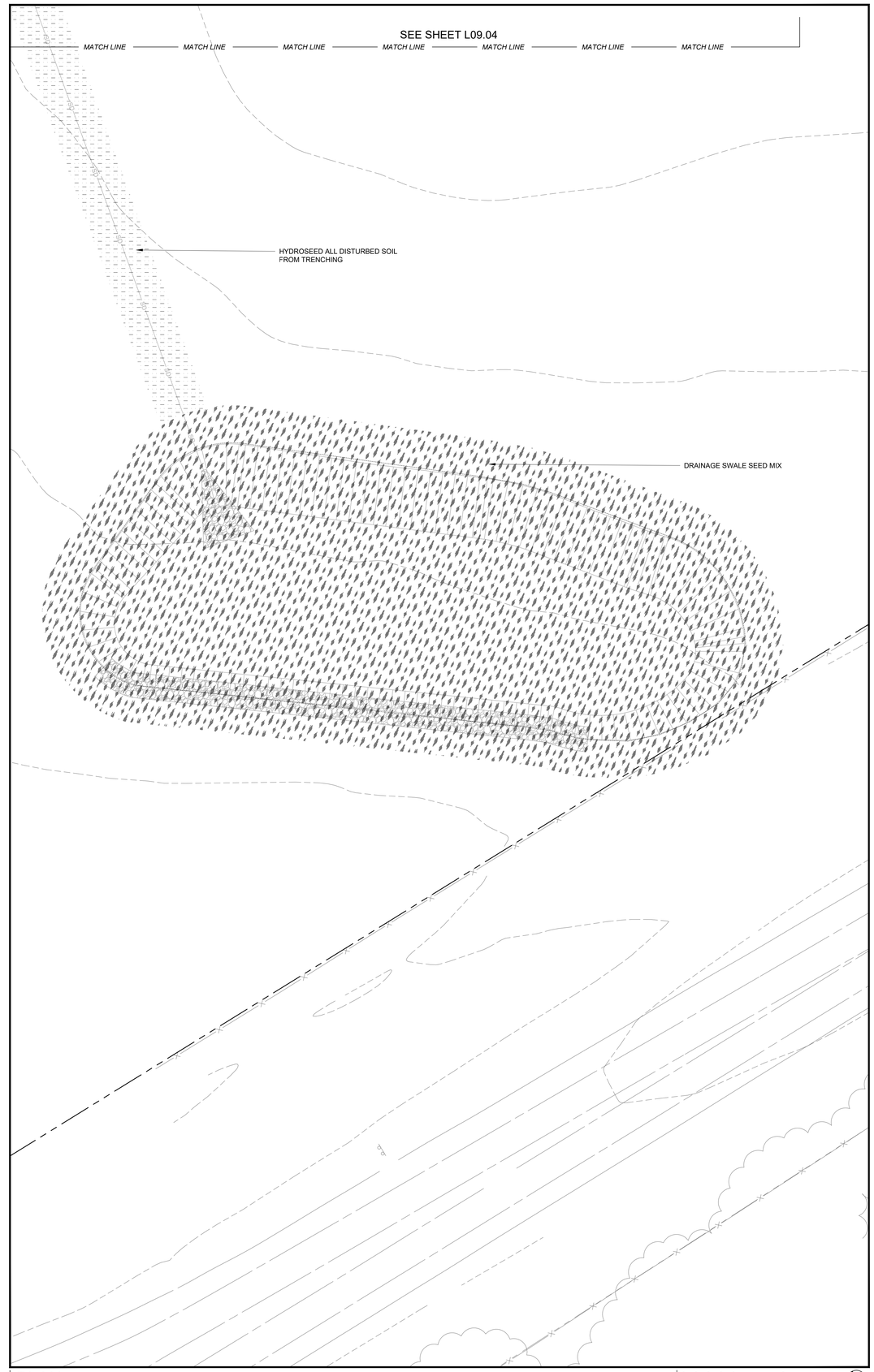

NOTE: SEE SHEET L09.00 FOR LEGEND AND NOTES

TITLE 23 MODEL WATER EFFICIENT LANDSCAPE ORDINANCE COMPLIANCE:
I HAVE COMPLIED WITH THE CRITERIA OF THE ORDINANCE AND APPLIED THEM ACCORDINGLY FOR THE EFFICIENT USE OF WATER IN THE LANDSCAPE DESIGN PLAN.

811 Know what's below. Call 811 before you dig.

ONLY THE ORIGINAL, SIGNED HARD COPY OF THIS DRAWING CONSTITUTES CARDUCCI & ASSOCIATES, INC. PROFESSIONAL WORK PRODUCT. ELECTRONIC COPIES DO NOT INCORPORATE CARDUCCI & ASSOCIATES, INC. WILL NOT BE RESPONSIBLE FOR ANY ALTERATIONS MADE TO THIS DRAWING ELECTRONICALLY BY OTHERS. THE TRUTH AND ACCURACY OF ANY ELECTRONIC FILE IS VERIFIED BY CARDUCCI & ASSOCIATES, INC.

IF THE CONTRACTOR ENCOUNTERS ERRORS OR DISCREPANCIES ON THE DRAWINGS, OR SITE CONDITIONS WHICH PREVENT OR DELAY THE COMPLETION OF WORK AS INDICATED, THE CONTRACTOR SHALL NOTIFY THE OWNER AND LANDSCAPE ARCHITECT BY THE TIME OF BID OF ALL SUCH ERRORS, DISCREPANCIES AND SITE CONDITIONS. THE CONTRACTOR SHALL ASSUME RESPONSIBILITY FOR ANY CONDITIONS, ERRORS, DISCREPANCIES OR DIMENSIONS AT THE TIME OF BID.

QUATTROCCHI KWOK ARCHITECTS
Main:
636 Fifth Street, Santa Rosa, CA 95404
East Bay:
55 Harrison Street, Suite 525,
Oakland, CA 94607
(707) 576-0829

LICENSED ARCHITECT
AARON JOBSON
LICENSE # C30620
EXP OCTOBER 31, 2023
STATE OF CALIFORNIA

SIGNED: MONTH DAY, 2021

Gensler
45 Fremont Street
Suite 1500
San Francisco, CA 94105
United States
Tel 415.433.3700
Fax 415.836.4599

CARDUCCI ASSOCIATES
555 BEACH STREET FOURTH FLOOR
SAN FRANCISCO, CA 94133
www.carducciassociates.com

© 2021 CARDUCCI ASSOCIATES, INC.

LICENSED LANDSCAPE ARCHITECT
AARON JOBSON
8.31.2023
12.17.2021
STATE OF CALIFORNIA

GAVILAN COLLEGE

NEW COLLEGE CAMPUS

505 FAIRVIEW ROAD
HOLLISTER, CA 95023

GAVILAN JOINT COMMUNITY COLLEGE DISTRICT

DSA APP NO. 01-119906

ARCH PROJECT NO: 1897.00
DRAWN BY:
DRAWING SCALE:
PTN: 43-C4 FILE NO: N/A

DSA SUBMITTAL
FEBRUARY 4, 2022

SHEET TITLE

PLANTING PLAN

SHEET NUMBER

L09.05

1/28/2022 1:59 PM

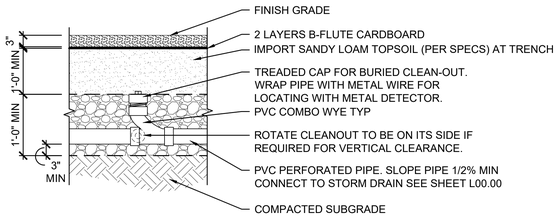

PROFILE: BURIED CLEAN-PUT

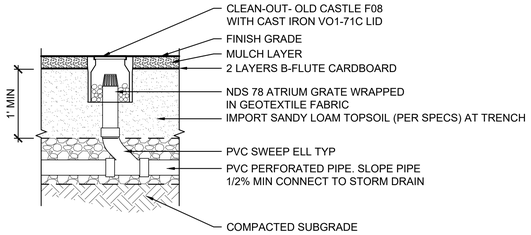

PROFILE: PERFORATED DRAIN PIPE AND CLEAN-OUT

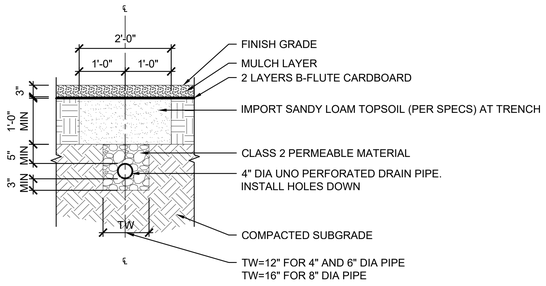

SECTION: PERFORATE DRAIN PIPE

7 PERFORATED PIPE
SCALE: 3/4" = 1'

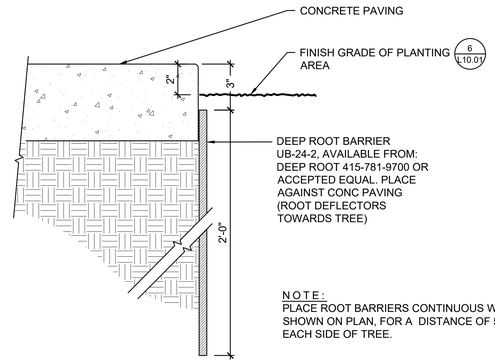

NOTE:
PLACE ROOT BARRIERS CONTINUOUS WHERE SHOWN ON PLAN, FOR A DISTANCE OF 5'-0" MIN EACH SIDE OF TREE.

4 ROOT BARRIER
SCALE: 3" = 1'

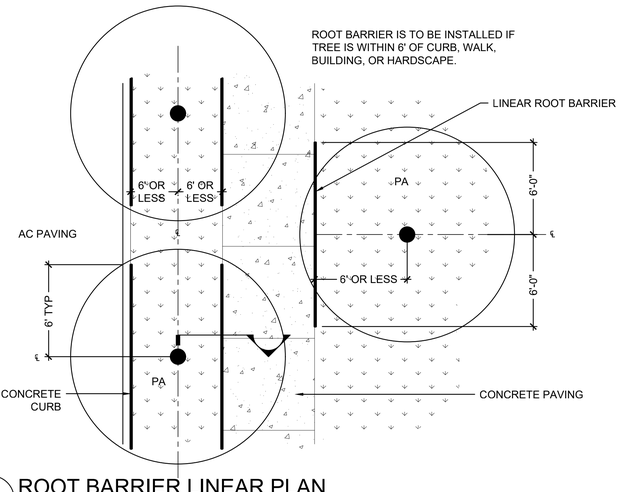

5 ROOT BARRIER LINEAR PLAN
SCALE: 1/4" = 1'

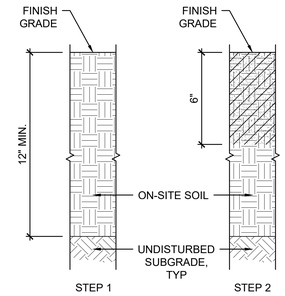

SOIL AMENDMENT SEQUENCE:
STEP 1) RIP & CROSS RIP EXISTING SOIL AND LOOSEN ALL COMPACTED AREAS - TEETH MAX 8" OC
STEP 2) SPREAD SOIL AMENDMENT & FERTILIZER PER SPECIFICATION & ROTOTILL

NOTES:
1. FOR SLOPES 3:1 AND GREATER "POCKET PLANT" TOPSOIL & SOIL AMENDMENTS AT EACH PLANT HOLE.
2. SEE SOIL PREPARATION PLAN.

1 SOIL AMENDMENT - ON SITE
SCALE: 3" = 1'

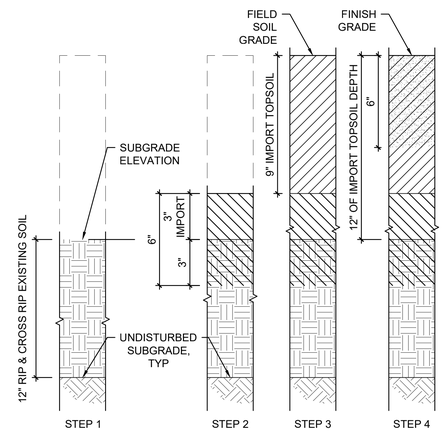

SOIL AMENDMENT SEQUENCE:
STEP 1) RIP & CROSS RIP EXISTING SOIL 12" DEEP AND LOOSEN ALL COMPACTED ARES TEETH MAX. 8" O.C.
STEP 2) PLACE 3" LAYER OF IMPORT TOPSOIL AND ROTOTILL INTO THE EXISTING SOIL 6" DEEP TO BREAK SOIL INTERFACE.
STEP 3) SPREAD 9" OF TOPSOIL.
STEP 4) PLACE SOIL AMENDMENT & FERTILIZER PER SPECIFICATION AND ROTOTILL 6" DEEP.

NOTES:
1. ROTOTILL ALL 3 PASSES TO 6" MIN. DEPTH.
2. FOR SLOPES 3:1 AND GREATER "POCKET PLANT" TOPSOIL & SOIL AMENDMENTS AT EACH PLANT HOLE.
3. SEE SOIL PREP PLAN.

2 SOIL AMENDMENT - IMPORT
SCALE: 3" = 1'

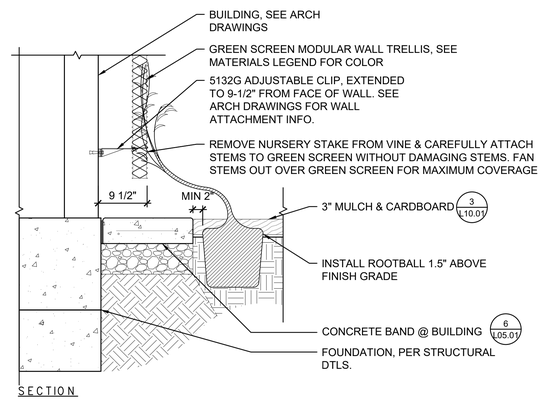

SECTION

8 VINE PLANTING ON GREEN SCREEN @ BUILDING
SCALE: 1" = 1'

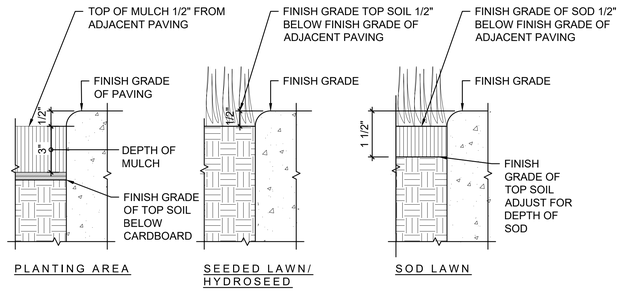

NOTE:
1. FINISH ELEVATION IS MEASURED AFTER SOIL PREPARATION AND FIRMING OF SOIL BY WETTING FROM IRRIGATION SYSTEM TO MINIMIZE FUTURE SETTLING
2. IN MULCHED AREAS WHERE SOIL IS LOW RELATIVE TO EDGE OF PAVING BY NECESSITY OF GRADING, PROVIDE ADDITIONAL MULCH TO MINIMIZE DROP-OFF CONDITION WITHIN 24" OF EDGE OF PAVING.

6 GRADE AT EDGE OF PAVING
SCALE: 6" = 1'

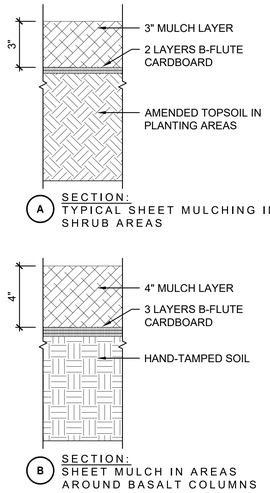

SHEET MULCH SEQUENCE:
STEP 1) REMOVE AS MUCH SURFACE VEGETATION / WEEDS AS POSSIBLE.
STEP 2) AMEND SOIL AS NOTED ON SOIL PLANS.
STEP 3) ROLL CARDBOARD OUT, TAKING CARE TO OVERLAP MIN. 6".
STEP 4) ON SLOPES EXCEEDING 5:1, SECURE CARDBOARD TO SOIL WITH 12" TURF STAPLES @ 5' O.C. MAX.
STEP 5) SOAK CARDBOARD AS IT IS ROLLED OUT TO KEEP IN PLACE.
STEP 6) ADD 3" MULCH OVER CARDBOARD (4" IN AREAS AROUND BASALT COLUMNS).

NOTES:
1. CARDBOARD TO BE CLEAN, 100% RECYCLED B-FLUTE CARDBOARD ROLLS, FREE OF PLASTIC OR ANY OTHER NON-BIODEGRADABLE MATERIAL. SEE SPECIFICATIONS.
2. CARDBOARD AVAILABLE FROM NORTH BAY PAPER, PETALUMA. (800) 734-2772.
3. CONTRACTOR SHALL KEEP MULCH, COMPOST, AND CARDBOARD 3" FROM ROOT FLARES / STEMS OF NEW TREES AND PLANTING.

3 SHEET MULCHING
SCALE: 3" = 1'

ONLY THE ORIGINAL, SIGNED HARD COPY OF THIS DRAWING CONSTITUTES CARDUCCI & ASSOCIATES, INC. PROFESSIONAL WORK PRODUCT. ELECTRONIC COPIES DO NOT CONTAIN CARDUCCI & ASSOCIATES, INC. SEAL NOR SIGNATURE AND WILL NOT BE REPRODUCED OR RE-ENGRAVED ELECTRONICALLY OR OTHERWISE. CARDUCCI & ASSOCIATES, INC. WILL NOT BE RESPONSIBLE FOR ANY AND ALL CONSEQUENCES TO THE DRAWING ELECTRONICALLY OR OTHERWISE.

IF THE CONTRACTOR ENCOUNTERS ERRORS OR DISCREPANCIES ON THE DRAWINGS, OR SITE CONDITIONS WHICH PREVENT OR DELAY THE COMPLETION OF WORK AS INDICATED, THE CONTRACTOR SHALL NOTIFY THE OWNER AND LANDSCAPE ARCHITECT BY THE TIME OF BID OF ALL SUCH ERRORS, DISCREPANCIES AND CONDITIONS. THE CONTRACTOR SHALL, FOLLOWING THE LANDSCAPE ARCHITECT'S RULING, BE RESPONSIBLE FOR ANY ADDITIONAL EXPENSES INCURRED DUE TO THE CONTRACTOR'S FAILURE TO NOTIFY OF ERRORS, DISCREPANCIES OR OMISSIONS AT THE TIME OF BID.

1/28/2022
2:00 PM

QUATTROCCHI KWOK ARCHITECTS
Main:
636 Fifth Street, Santa Rosa, CA 95404
East Bay:
55 Harrison Street, Suite 525,
Oakland, CA 94607
(707) 576-0829

LICENSED ARCHITECT
AARON JOBSON
LICENSE # C30620
EXP OCTOBER 31, 2023
STATE OF CALIFORNIA

SIGNED: MONTH DAY, 2021

Gensler
45 Fremont Street
Suite 1500
San Francisco, CA 94105
United States
Tel 415.433.3700
Fax 415.836.4599

CARDUCCI ASSOCIATES
555 BEACH STREET FOURTH FLOOR
SAN FRANCISCO, CA 94133
www.carducciassociates.com

© 2021 CARDUCCI ASSOCIATES, INC.

LANDSCAPE ARCHITECT
8.31.2023
12.17.2021
STATE OF CALIFORNIA

GAVILAN COLLEGE

NEW COLLEGE CAMPUS

505 FAIRVIEW ROAD
HOLLISTER, CA 95023

GAVILAN JOINT COMMUNITY COLLEGE DISTRICT

DSA APP NO.	01-119906
ARCH PROJECT NO:	1897.00
DRAWN BY:	
DRAWING SCALE:	
PTN: 43-C4	FILE NO: N/A

DSA SUBMITTAL
FEBRUARY 4, 2022

SHEET TITLE
PLANTING DETAILS

SHEET NUMBER
L10.01

ACCEPTABLE

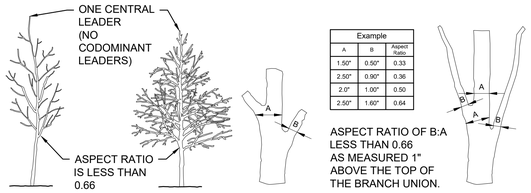

Example		
A	B	Aspect Ratio
1.50"	0.50"	0.33
2.50"	0.90"	0.36
2.0"	1.00"	0.50
2.50"	1.60"	0.64

ASPECT RATIO OF B:A LESS THAN 0.66 AS MEASURED 1" ABOVE THE TOP OF THE BRANCH UNION.

REJECTABLE

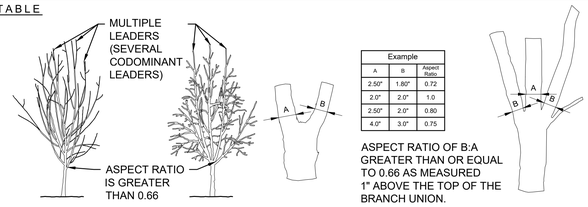

Example		
A	B	Aspect Ratio
2.50"	1.80"	0.72
2.0"	2.0"	1.0
2.50"	2.0"	0.80
4.0"	3.0"	0.75

ASPECT RATIO OF B:A GREATER THAN OR EQUAL TO 0.66 AS MEASURED 1" ABOVE THE TOP OF THE BRANCH UNION.

NOTES:
1. ASPECT RATIO SHALL BE LESS THAN 0.66 ON ALL BRANCH UNIONS. ASPECT RATIO IS THE DIAMETER OF BRANCH (B) DIVIDED BY THE DIAMETER OF THE TRUNK (A) AS MEASURED 1" ABOVE THE TOP OF THE BRANCH UNION.
2. ANY TREE NOT MEETING THE CROWN OBSERVATIONS DETAIL MAY BE REJECTED.

6 TREE STRUCTURE REQUIREMENTS - STANDARD TRUNK
SCALE: 1/4" = 1'

ACCEPTABLE

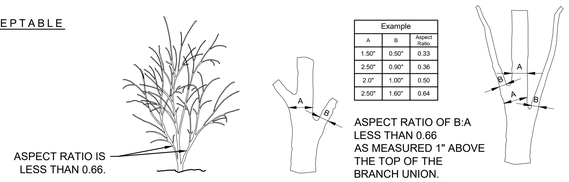

Example		
A	B	Aspect Ratio
1.50"	0.50"	0.33
2.50"	0.90"	0.36
2.0"	1.00"	0.50
2.50"	1.60"	0.64

ASPECT RATIO OF B:A LESS THAN 0.66 AS MEASURED 1" ABOVE THE TOP OF THE BRANCH UNION.

REJECTABLE

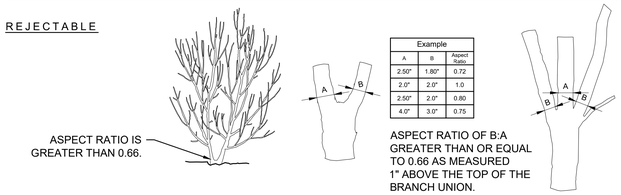

Example		
A	B	Aspect Ratio
2.50"	1.80"	0.72
2.0"	2.0"	1.0
2.50"	2.0"	0.80
4.0"	3.0"	0.75

ASPECT RATIO OF B:A GREATER THAN OR EQUAL TO 0.66 AS MEASURED 1" ABOVE THE TOP OF THE BRANCH UNION.

NOTES:
1. ASPECT RATIO SHALL BE LESS THAN 0.66 ON ALL BRANCH UNIONS. ASPECT RATIO IS THE DIAMETER OF BRANCH (B) DIVIDED BY THE DIAMETER OF THE TRUNK (A) AS MEASURED 1" ABOVE THE TOP OF THE BRANCH UNION.
2. ANY TREE NOT MEETING THE CROWN OBSERVATIONS DETAIL MAY BE REJECTED.

7 TREE STRUCTURE REQUIREMENTS - MULTI-TRUNK
SCALE: 1/4" = 1'

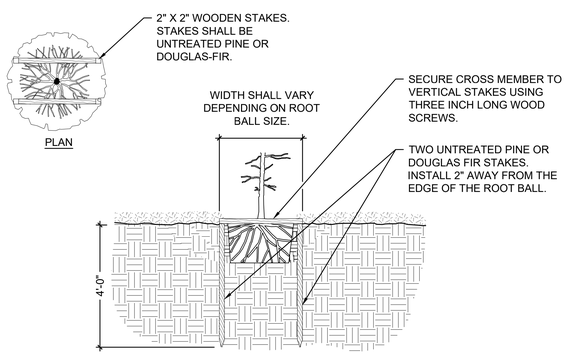

8 TREE PLANTING STAPLE - 60 INCH BOX AND LARGER TREES
SCALE: 1/2" = 1'

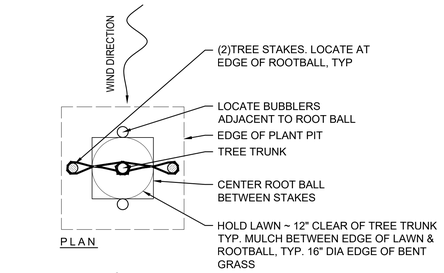

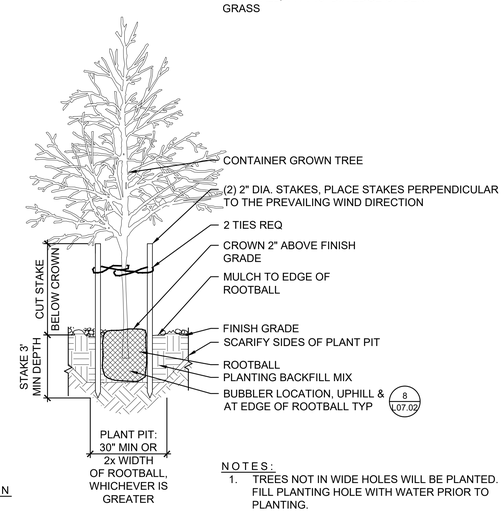

NOTES:
1. TREES NOT IN WIDE HOLES WILL BE PLANTED. FILL PLANTING HOLE WITH WATER PRIOR TO PLANTING.

4 TREE PLANTING 2 STAKES - 15 GALLON & SMALLER
SCALE: 1/2" = 1'

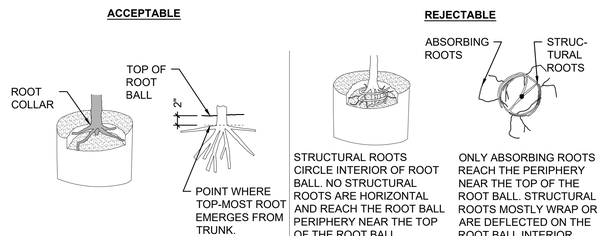

THE POINT WHERE TOP-MOST ROOT(S) EMERGES FROM THE TRUNK (ROOT COLLAR) SHOULD BE WITHIN THE TOP 2" OF SUBSTRATE. THE ROOT COLLAR AND THE ROOT BALL INTERIOR SHOULD BE FREE OF DEFECTS INCLUDING CIRCLING, KINKED, ASCENDING, AND STEM GIRDLING ROOTS. STRUCTURAL ROOTS SHALL REACH THE PERIPHERY NEAR THE TOP OF THE ROOT BALL.

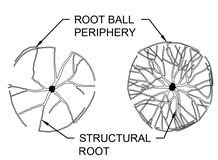

ROOTS RADIATE FROM TRUNK AND REACH SIDE OF ROOT BALL WITHOUT DEFLECTING DOWN OR AROUND.

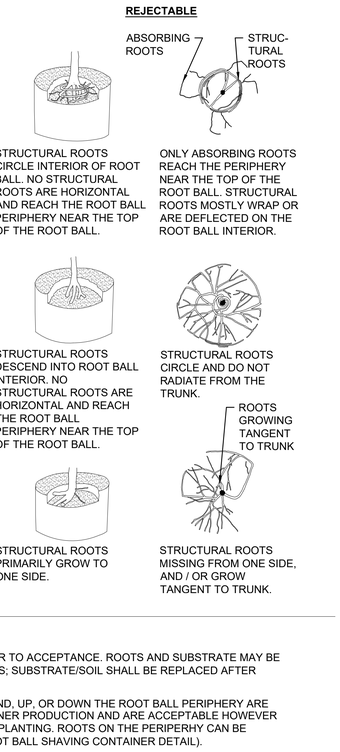

NOTES:
1. OBSERVATIONS OF ROOTS SHALL OCCUR PRIOR TO ACCEPTANCE. ROOTS AND SUBSTRATE MAY BE REMOVED DURING THE OBSERVATION PROCESS; SUBSTRATE/SOIL SHALL BE REPLACED AFTER OBSERVATION HAS BEEN COMPLETED.
2. SMALL ROOTS (¼" OR LESS) THAT GROW AROUND, UP, OR DOWN THE ROOT BALL PERIPHERY ARE CONSIDERED A NORMAL CONDITION IN CONTAINER PRODUCTION AND ARE ACCEPTABLE HOWEVER THEY SHOULD BE ELIMINATED AT THE TIME OF PLANTING. ROOTS ON THE PERIPERHY CAN BE REMOVED AT THE TIME OF PLANTING. (SEE ROOT BALL SHAVING CONTAINER DETAIL).
3. SEE SPECIFICATIONS FOR OBSERVATION PROCESS AND REQUIREMENTS.

5 TREE ROOT OBSERVATION
SCALE: 1" = 1'

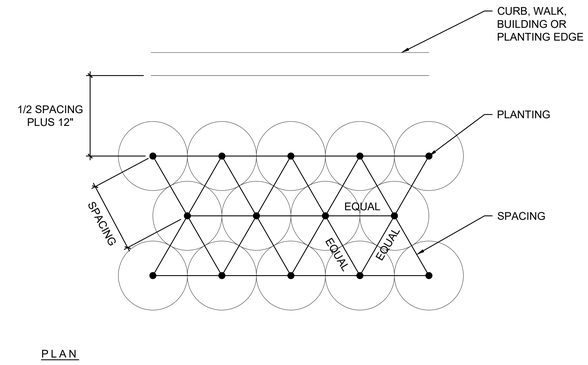

1 GROUNDCOVER
SCALE: 3/4" = 1'

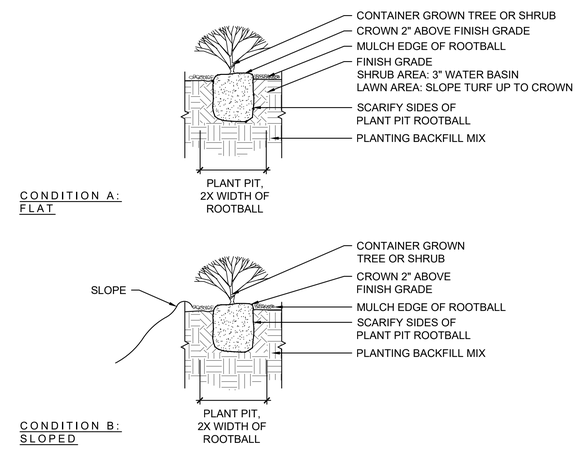

2 SHRUB PLANTING
SCALE: 1/2" = 1'

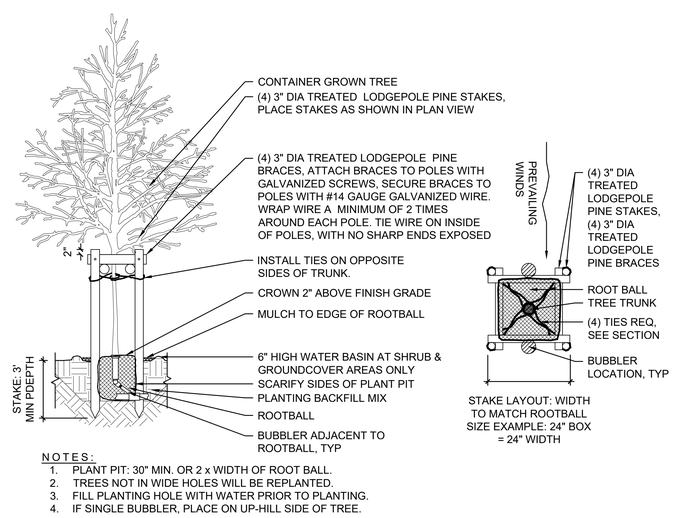

NOTES:
1. PLANT PIT: 30" MIN. OR 2 x WIDTH OF ROOT BALL.
2. TREES NOT IN WIDE HOLES WILL BE REPLANTED.
3. FILL PLANTING HOLE WITH WATER PRIOR TO PLANTING.
4. IF SINGLE BUBBLER, PLACE ON UP-HILL SIDE OF TREE.

3 TREE PLANTING 4 STAKES - 24 INCH BOX & LARGER
SCALE: 1/2" = 1'

ONLY THE ORIGINAL, SIGNED HARD COPY OF THIS DRAWING CONSTITUTES CARDUCCI & ASSOCIATES, INC. PROFESSIONAL WORK PRODUCT. ELECTRONIC COPIES DO NOT CONTAIN CARDUCCI & ASSOCIATES, INC. SEAL, TITLE BLOCK AND/OR CHANGES TO THE DRAWING ELEMENTS, AND THEREFORE, THEY ARE NOT CERTIFIED BY CARDUCCI & ASSOCIATES, INC.

IF THE CONTRACTOR ENCOUNTERS ERRORS OR DISCREPANCIES ON THE DRAWINGS, OR SITE CONDITIONS WHICH PREVENT OR DELAY THE COMPLETION OF WORK AS INTENDED BY THE DRAWINGS, THE CONTRACTOR SHALL NOTIFY THE OWNER AND LANDSCAPE ARCHITECT BY THE TIME OF BID OF ALL SUCH ERRORS OR DISCREPANCIES. THE CONTRACTOR SHALL INCLUDE THE LANDSCAPE ARCHITECT AND THE OWNER'S REPRESENTATIVE IN ALL DISCUSSIONS. THE CONTRACTOR SHALL INDEMNIFY AND HOLD THE LANDSCAPE ARCHITECT AND THE OWNER HARMLESS IF AFFECTED CONDITIONS EXISTED AT THE TIME OF BID.

QUATTROCCHI KWOK ARCHITECTS
Main:
636 Fifth Street, Santa Rosa, CA 95404
East Bay:
55 Harrison Street, Suite 525,
Oakland, CA 94607
(707) 576-0829

LICENSED ARCHITECT
AARON JOBSON
LICENSE # C30620
EXP OCTOBER 31, 2023
STATE OF CALIFORNIA

SIGNED: MONTH DAY, 2021

Gensler
45 Fremont Street
Suite 1500
San Francisco, CA 94105
United States
Tel 415.433.3700
Fax 415.836.4599

CARDUCCI ASSOCIATES
555 BEACH STREET FOURTH FLOOR
SAN FRANCISCO, CA 94133
www.carducciassociates.com

© 2021 CARDUCCI ASSOCIATES, INC.

LANDSCAPE ARCHITECT
8.31.2023
12.17.2021
STATE OF CALIFORNIA

GAVILAN COLLEGE

NEW COLLEGE CAMPUS

505 FAIRVIEW ROAD
HOLLISTER, CA 95023

GAVILAN JOINT COMMUNITY COLLEGE DISTRICT

DSA APP NO.	01-119906
ARCH PROJECT NO:	1897.00
DRAWN BY:	
DRAWING SCALE:	
PTN: 43-C4	FILE NO: N/A

DSA SUBMITTAL
FEBRUARY 4, 2022
SHEET TITLE

PLANTING DETAILS

SHEET NUMBER

L10.02

1/28/2022
2:00 PM

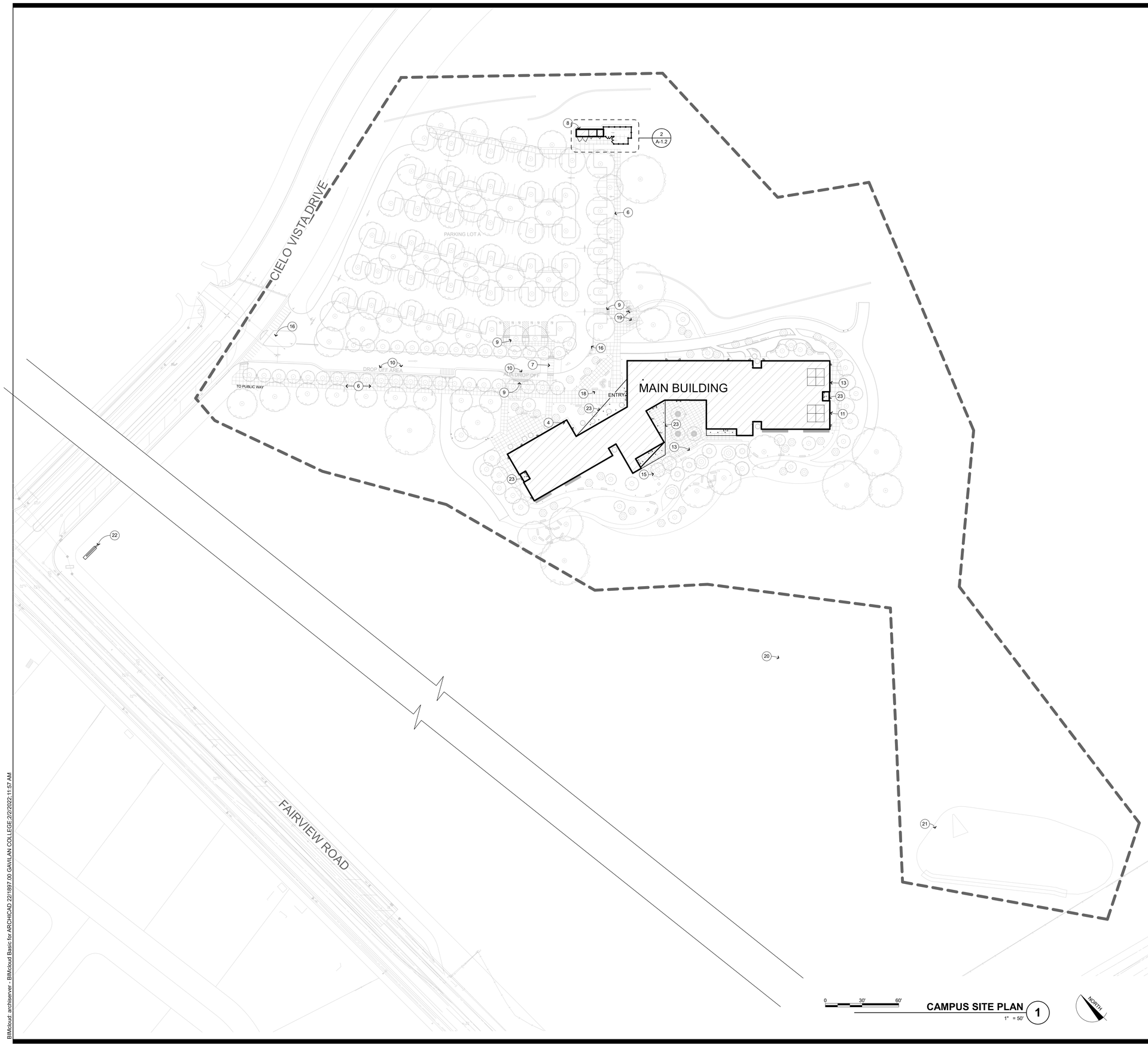

CAMPUS SITE PLAN 1

SITE PLAN KEYNOTES

NOT ALL KEYNOTES MAY APPLY TO THIS SHEET

1. STRUCTURAL ITEM, S.S.D.
2. MECHANICAL ITEM, S.M.D.
3. ELECTRICAL ITEM, S.E.D.
4. FIRE SPRINKLER RISER, S.P.D.
5. CHAINLINK FENCING & GATES, S.L.D.
6. SIDEWALK, S.C.D., S.L.D.
7. CROSSWALK, S.C.D.
8. TRASH ENCLOSURE AND UTILITY YARD, SEE A-1.3
9. ACCESSIBLE CURB RAMP, S.C.D.
10. DROP OFF ZONE AND SIGNAGE, S.C.D.
11. PLANTER WALL AND PLANTINGS TYP., S.L.D
12. RAILINGS, S.L.D.
13. CONCRETE SEAT WALLS, S.C.D., S.L.D.
14. ACCESSIBLE SLOPED WALKWAY, SEE SHEET G-0.4, S.C.D.
15. ACCESSIBLE RAMP, S.C.D.
16. BOLLARDS, S.L.D.
17. FLAG POLE, S.L.D.
18. BIO-RETENTION W/ CONC. SEAT, S.C.D.
19. BIKE RACK AND BIKE STORGE, S.L.D.,S.C.D.
20. UTILITY EASMENT, S.C.D.
21. INFILTRATION BASIN, S.C.D.
22. COLLEGE ENTRY MONUMENT SIGN, S.C.D., S.L.D. (2 / A-9.7)
23. BUILDING OVERHANG, SEE ROOF PLAN

SITE PLAN GENERAL NOTES

1. IMPERVOUS SUFACES WTHIN 10 FEET OF THE BUILDING FOUNDATION SHALL BE SLOPED NOT LESS THAN 2% AWAY FROM THE BUILDING. SUCH SURFACES SHALL BE PERMITTED TO SLOPE LESS THAN 2% WHERE THE SURFACE IS A DOOR LANDING OR REQUIRED RAMP.
2. SEE SHEET G0.4 FOR ACCESSIBLE PATH OF TRAVEL INFORMATION
3. SEE SHEET G0.5 FOR CODE INFORMATION
4. REFER TO CIVIL ENGINEERING DWGS FOR SIDEWALK GRADES
5. REFER TO CIVIL ENGINEERING DRAWINGS AND LANDSCAPE PLANS FOR SITE FEATURES NOT OTHERWISE INDICATED.

SITE PLAN LEGEND

NEW BUILDING

PROPERTY LINE

AREA OF WORK

KEYPLAN

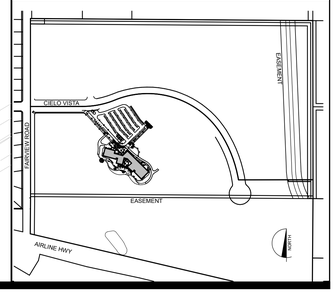

QUATTROCCHI KWOK ARCHITECTS
Main:
636 Fifth Street, Santa Rosa, CA 95404
East Bay:
55 Harrison Street, Suite 525,
Oakland, CA 94607
(707) 576-0829

LICENSED ARCHITECT
AARON JOBSON
LICENSE # C30620
EXP OCTOBER 31, 2021
STATE OF CALIFORNIA

SIGNED: FEBRUARY 04, 2022

Gensler
45 Fremont Street
Suite 1500
San Francisco, CA 94105
United States
Tel 415.433.3700
Fax 415.836.4599

GAVILAN COLLEGE

NEW COLLEGE CAMPUS

505 FAIRVIEW ROAD
HOLLISTER, CA 95023

GAVILAN JOINT COMMUNITY COLLEGE DISTRICT

DSA APP NO.	01-119906
ARCH PROJECT NO:	1897.00
DRAWN BY:	
DRAWING SCALE:	AS NOTED
PTN: N/A	FILE NO: 43-C4

DSA SUBMITTAL

FEBRUARY 04, 2022

SHEET TITLE

CAMPUS SITE PLAN

SHEET NUMBER

A-1.1

BIMcloud: archiserver - BIMcloud Basic for ARCHICAD 22/1897.00 GAVILAN COLLEGE 2/2/2022; 11:57 AM

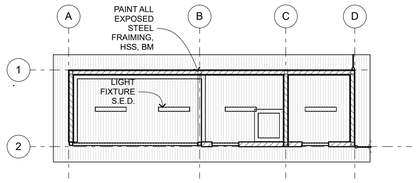

REFLECTED CEILING PLAN 26

1/8" = 1'-0"

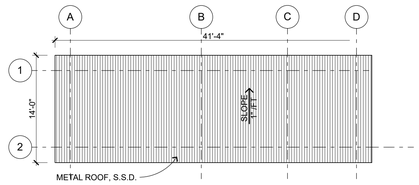

ROOF PLAN 27

1/8" = 1'-0"

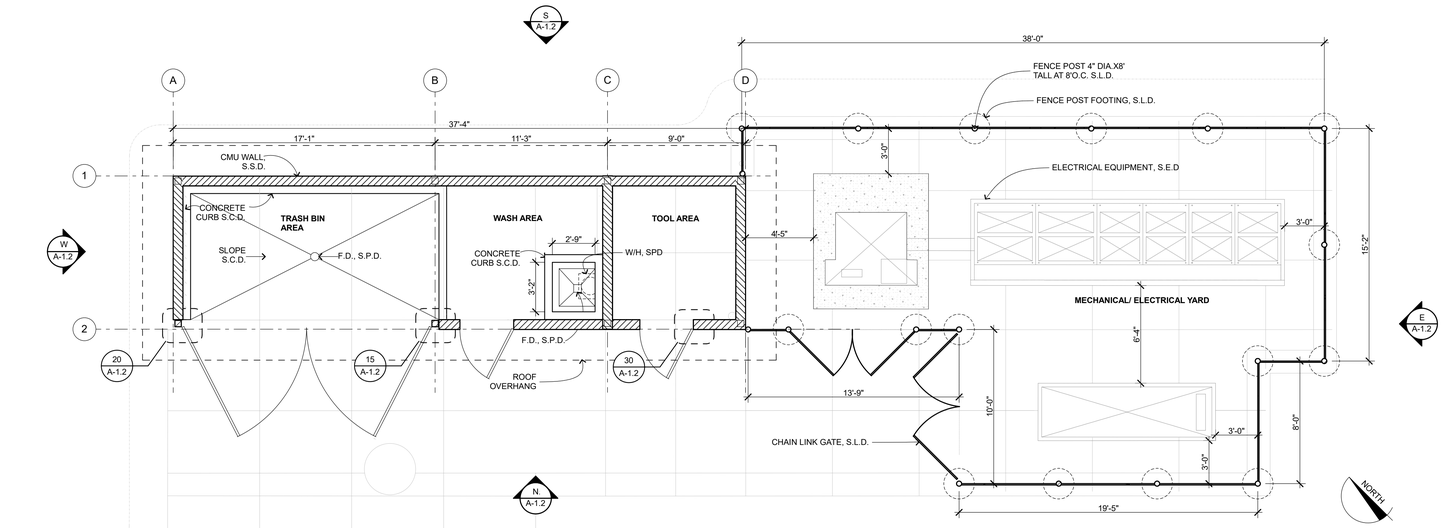

UTILITY ENCLOSURE FLOOR PLAN 2

1/4" = 1'-0"

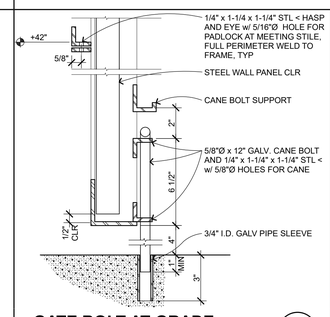

GATE BOLT AT GRADE 23

3" = 1'-0" G204113

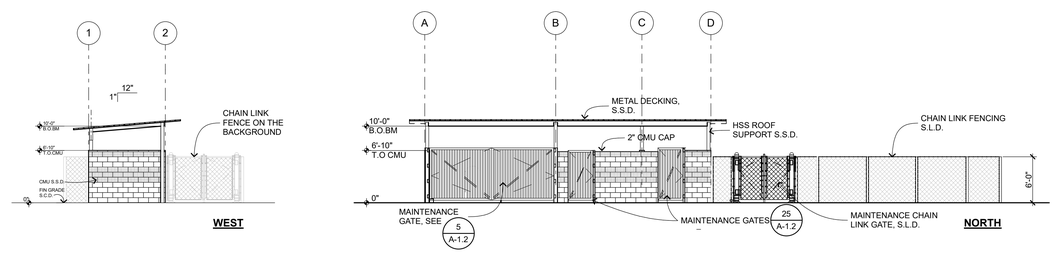

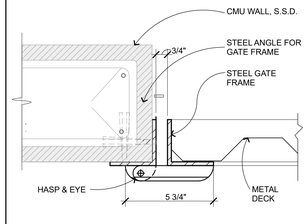

SINGLE GATE HASP & BOLT 29

3" = 1'-0" G204112

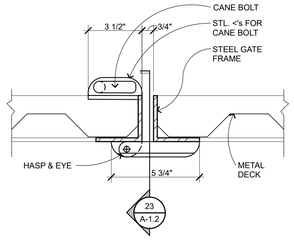

DBL GATE HASP & BOLT 24

3" = 1'-0" G204112

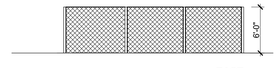

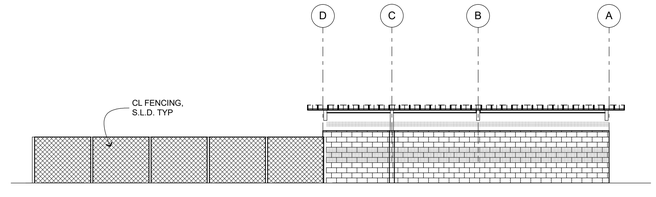

UTILITY ENCLOSURE ELEVATIONS 4

1/8" = 1'-0"

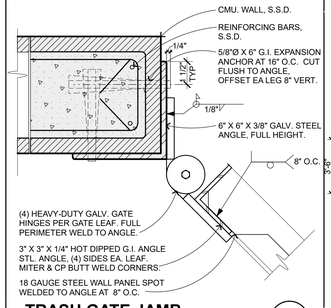

TRASH GATE JAMB 30

3" = 1'-0" G204111

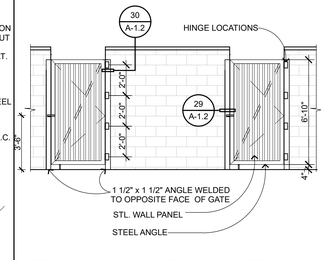

TRASH/ WASH & TOOL GATE (MAINTENANCE GATE) 25

1/4" = 1'-0"

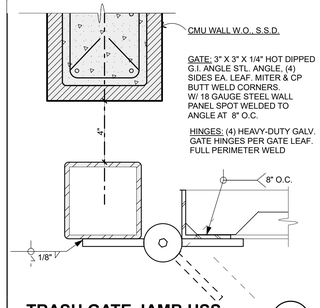

TRASH GATE JAMB HSS 20

3" = 1'-0" G204111A

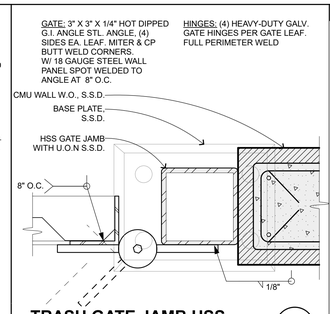

TRASH GATE JAMB HSS 15

3" = 1'-0" G204111A

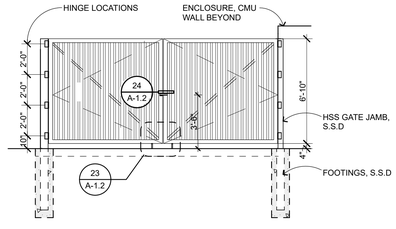

TRASH ENCLOSURE GATE (MAINTENANCE GATE) 5

1/4" = 1'-0" G204110_A

QUATTROCCHI KWOK ARCHITECTS
Main:
636 Fifth Street, Santa Rosa, CA 95404
East Bay:
55 Harrison Street, Suite 525,
Oakland, CA 94607
(707) 576-0829

LICENSED ARCHITECT
AARON JOBSON
LICENSE # C30620
EXP OCTOBER 31, 2022
STATE OF CALIFORNIA

SIGNED: FEBRUARY 04, 2022

Gensler
45 Fremont Street
Suite 1500
San Francisco, CA 94105
United States
Tel 415.433.3700
Fax 415.836.4599

GAVILAN COLLEGE

NEW COLLEGE CAMPUS

505 FAIRVIEW ROAD
HOLLISTER, CA 95023

GAVILAN JOINT COMMUNITY COLLEGE DISTRICT

DSA APP NO. 01-119906

ARCH PROJECT NO:	1897.00
DRAWN BY:	
DRAWING SCALE:	AS NOTED
PTN: N/A	FILE NO: 43-C4

DSA SUBMITTAL

FEBRUARY 04, 2022

SHEET TITLE

UTILITY ENCLOSURE

SHEET NUMBER

A-1.2

BIMcloud: archiserver - BIMcloud Basic for ARCHICAD 22/1897.00 GAVILAN COLLEGE.2/2/2022,12:00 PM

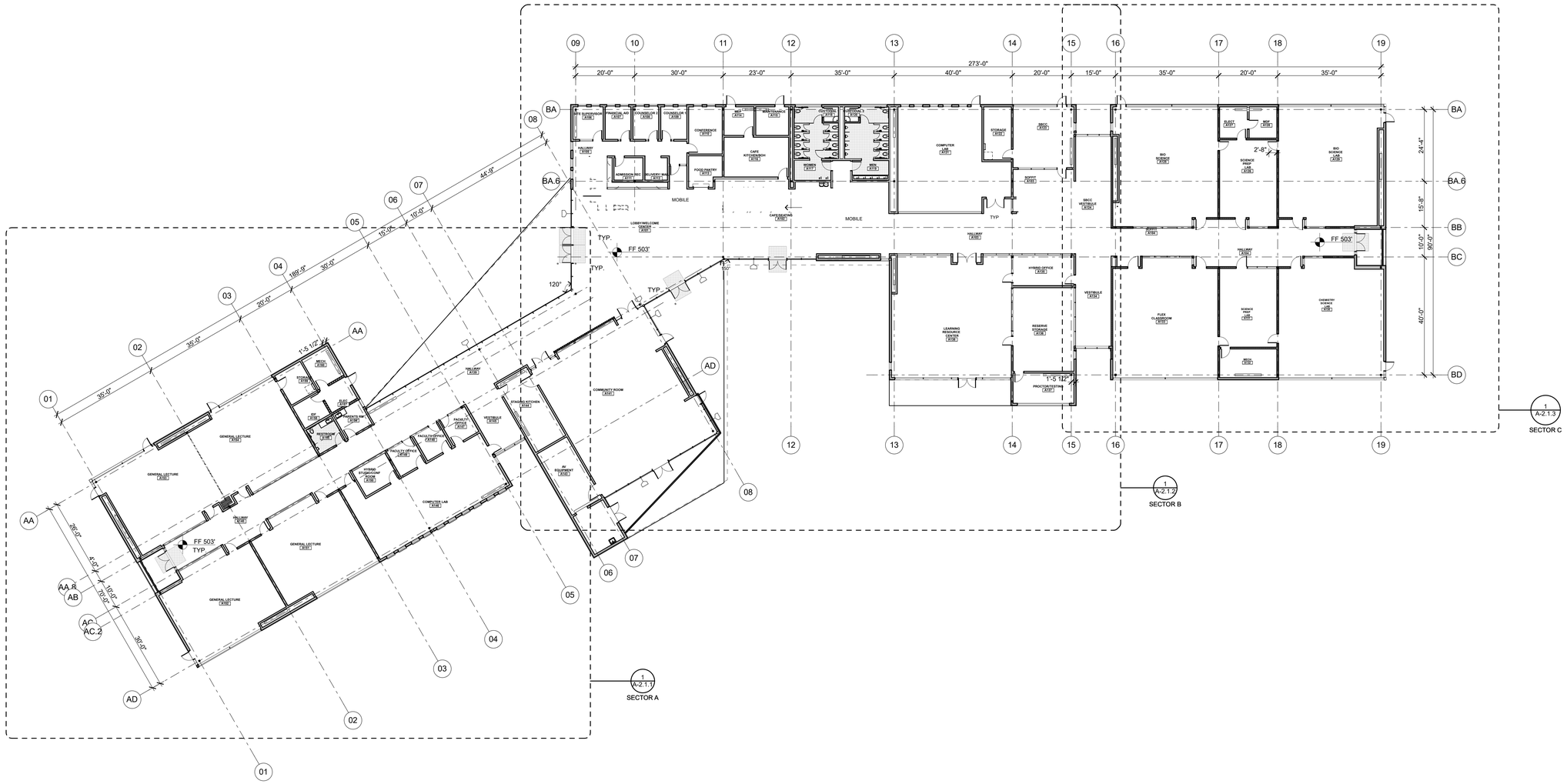

QUATTROCCHI KWOK ARCHITECTS

Main:
636 Fifth Street, Santa Rosa, CA 95404
East Bay:
55 Harrison Street, Suite 525,
Oakland, CA 94607
(707) 576-0829

LICENSED ARCHITECT
AARON JOBSON
LICENSE # C30620
EXP OCTOBER 31, 2021
STATE OF CALIFORNIA

SIGNED: FEBRUARY 04, 2022

Gensler

45 Fremont Street
Suite 1500
San Francisco, CA 94105
United States

Tel 415.433.3700
Fax 415.836.4599

GAVILAN COLLEGE

NEW COLLEGE CAMPUS

505 FAIRVIEW ROAD
HOLLISTER, CA 95023

GAVILAN JOINT COMMUNITY COLLEGE DISTRICT

DSA APP NO. 01-119906

ARCH PROJECT NO:	1897.00
DRAWN BY:	AF
DRAWING SCALE:	1/16" = 1'-0"
PTN: N/A	FILE NO: 43-C4

DSA SUBMITTAL

FEBRUARY 04, 2022

SHEET TITLE

FIRST FLOOR PLAN OVERALL - REFERENCE-

SHEET NUMBER

A-2.1

BIMcloud: archiserver - BIMcloud Basic for ARCHICAD 22/1897.00 GAVILAN COLLEGE 2/2/2022, 12:03 PM

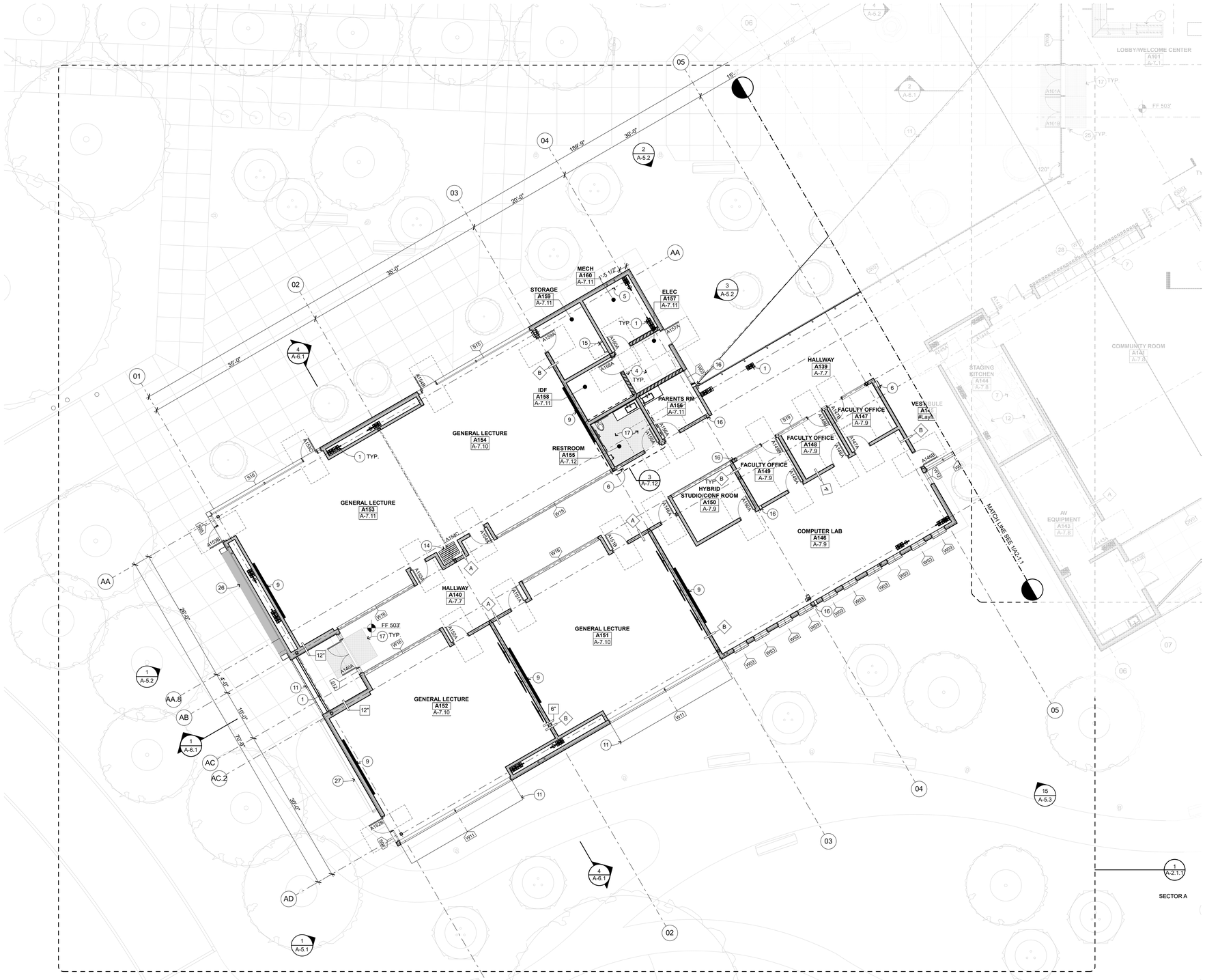

FIRST FLOOR PLAN - ENLARGED 1

1/8" = 1'-0"

NORTH

FLOOR PLAN KEYNOTES

NOT ALL KEYNOTES MAY APPLY TO THIS SHEET

1. STRUCTURAL ITEM, S.S.D.
2. MECHANICAL ITEM, S.M.D.
3. PLUMBING ITEM / FIXTURE, S.P.D., S.K.D.
4. ELECTRICAL ITEM, S.E.D.
5. FIRE SPRINKLER RISER, S.P.D.
6. FIRE EXTINGUISHER, SEMI-RECESSED, SEE DTL 17/A-9.4
7. CASEWORK, SEE INTERIOR ELEVATIONS
8. HYDRATION STATION, SEE DETAIL 7/A-10.2
9. MARKER BOARD, SEE INTERIOR ELEVATIONS
10. RAIN WATER LEADER
11. OVERHEAD ROOF LINE WITH SUN SCREEN ABOVE
12. KITCHEN EQUIPMENT, S.K.D., S.E.D., S.P.D.
13. FLOOR DRAIN, S.P.D.
14. FOLDING PARTITION, MIN. STC RATING OF 50 15/A-9.2
15. ACCESS LADDER, SEE DETAIL 19/A-9.6
16. EXT & INT EXPANSION JOINT AND EXPANSION JOINT COVER, S.S.D. SEE SHEET A-9.1
17. METAL GRILL AT DEPRESSED SLAB, S.S.D. 15/A-10.2
18. WALK-OFF CARPET/ GRILLE
19. DISPLAY GLASS WALL, SEE 17/A-10.7
20. SUNSHADE SCREEN ABOVE, SEE WALL SECTIONS
21. EMERGENCY EYE WASH, S.M.D., S.P.D.
22. LAB EQUIPMENT & CASEWORK. SEE SHEETS A-10.3, A-10.4, A-10.5
23. FUME HOOD EQUIPMENT, SM.D.
24. VIDEO SCREEN, S.E.D.
25. ADA DOOR PUSH BUTTOM BOLLARD, SEE DOOR SCHEDULE
26. EXTERIOR BENCH
27. PLANTING METAL SCREEN (GREEN WALL), S.L.D.
28. WOOD SCREEN AT COMMUNITY ROOM 8/A-10.2
29. DEPRESSED SLAB, S.S.D.

KITCHEN EQUIPMENT NOTE:
TYPE 1 HOOD REQUIRES A TYPE K FIRE EXTINGUISHER

FLOOR PLAN GENERAL NOTES

1. FOR SITE CONDITIONS SEE SITE PLAN SHEET A-1.1
2. FINISHED FLOOR ELEVATIONS SHOWN INDICATE FLOOR SLABS FOR THIS BUILDING. FOR ELEVATIONS RELATIVE TO THE REST OF THE SITE, REFER TO CIVIL ENGINEERING DRAWINGS.
3. REFER TO CIVIL ENGINEERING DRAWINGS AND SITE PLAN FOR SITE FEATURES NOT OTHERWISE INDICATED.
4. REFER TO ARCHITECTURAL GRAPHICS DRAWINGS FOR SIGNAGE NOT SHOWN.
5. REFER TO REFLECTED CEILING PLAN FOR CLERESTORY WINDOWS.
6. ALL INTERIOR WALL FRAMING AND GYP.BD. EXTEND TO UNDERSIDE OF ROOF /FLOOR SHEATHING ABOVE, U.O.N.

WALL TYPE LEGEND

METAL FRAMING: 6" STUDS U.O.N.

	EXT.	INT.
METAL FRAMING - NON RATED	5/A-9.1	6/A-9.1
METAL FRAMING - 1 HR RATED FIRE BARRIER		11/A-9.1
METAL FRAMING - 2 HR FIRE BARRIER		17/A-9.1

X" METAL STUD SIZE, 6" U.O.N.

A ACOUSTIC RATING (STC). SEE 1-2-3/A-9.4 FOR AIRTIGHT
TYPE **A**: (1) LAYER 5/8" EA SIDE -FULL HT. AIRTIGHT
TYPE **B**: (2) LAYERS 5/8" EA SIDE -FULL HT. AIRTIGHT
TYPE **C**: (1) LAYER 5/8" EA SIDE + TILE BACKER TOILET SIDE, NO CONTACT TO SHAFT WALLS

KEYPLAN

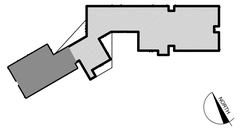

QUATTROCCHI KWOK ARCHITECTS
Main:
636 Fifth Street, Santa Rosa, CA 95404
East Bay:
55 Harrison Street, Suite 525,
Oakland, CA 94607
(707) 576-0829

LICENSED ARCHITECT
AARON JOBSON
LICENSE # C30620
EXP. OCTOBER 31, 2022
STATE OF CALIFORNIA

SIGNED: FEBRUARY 04, 2022

Gensler
45 Fremont Street
Suite 1500
San Francisco, CA 94105
United States
Tel 415.433.3700
Fax 415.836.4599

GAVILAN COLLEGE

NEW COLLEGE CAMPUS

505 FAIRVIEW ROAD
HOLLISTER, CA 95023

GAVILAN JOINT COMMUNITY COLLEGE DISTRICT

DSA APP NO. 01-119906

ARCH PROJECT NO:	1897.00
DRAWN BY:	AF
DRAWING SCALE:	1/8" = 1'-0"
PTN: N/A	FILE NO: 43-C4

DSA SUBMITTAL

FEBRUARY 04, 2022

SHEET TITLE

FIRST FLOOR PLAN -SECTOR A

SHEET NUMBER

A-2.1.1

BIMcloud: archiserver - BIMcloud Basic for ARCHICAD 22/1897.00 GAVILAN COLLEGE 2/2/2022, 12:05 PM

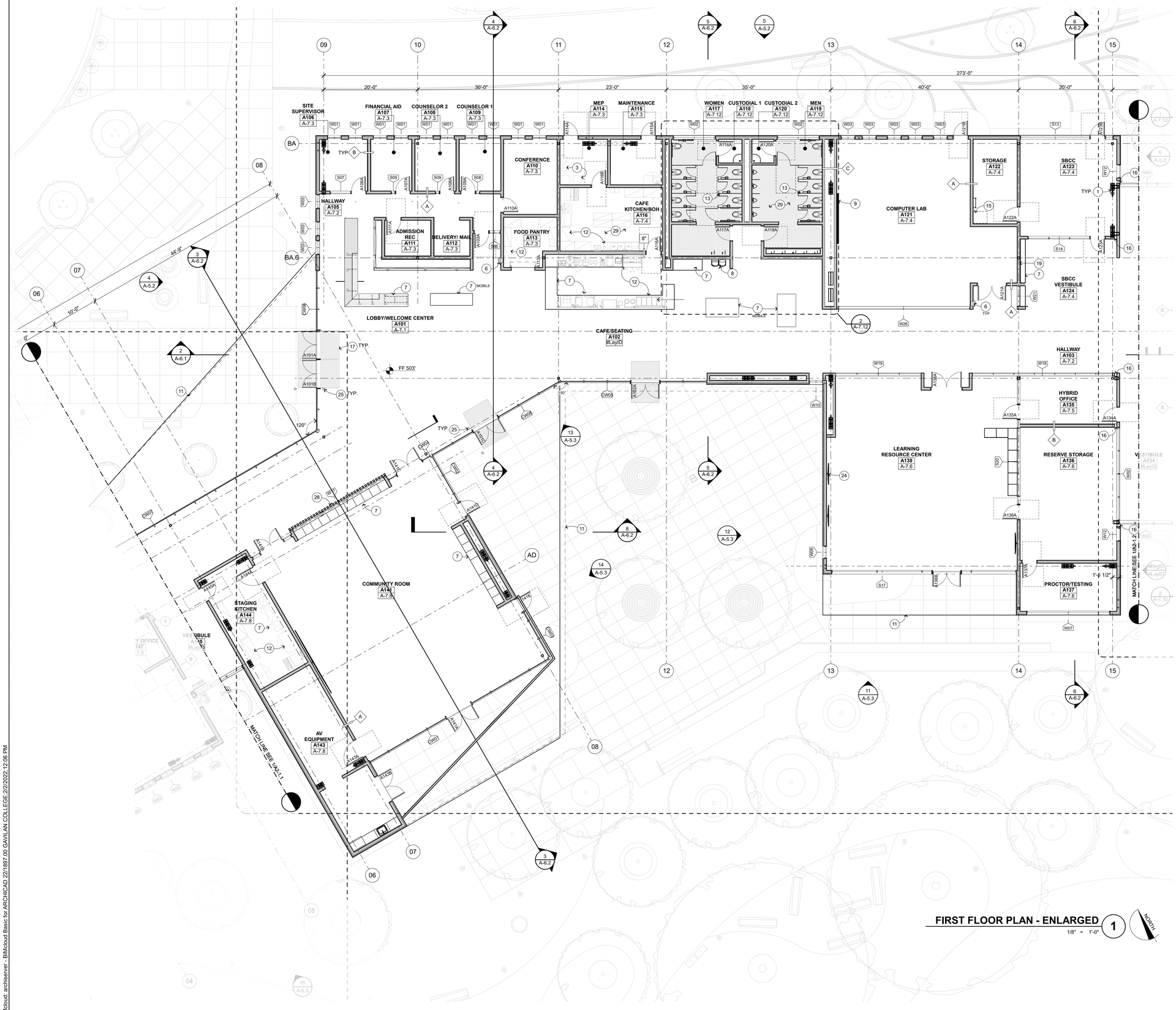

FIRST FLOOR PLAN - ENLARGED 1

1/8" = 1'-0"

NORTH

FLOOR PLAN KEYNOTES

NOT ALL KEYNOTES MAY APPLY TO THIS SHEET

1. STRUCTURAL ITEM, S.S.D.
2. MECHANICAL ITEM, S.M.D.
3. PLUMBING ITEM / FIXTURE, S.P.D., S.K.D.
4. ELECTRICAL ITEM, S.E.D.
5. FIRE SPRINKLER RISER, S.P.D.
6. FIRE EXTINGUISHER, SEMI-RECESSED, SEE DTL 17/A-9.4
7. CASEWORK, SEE INTERIOR ELEVATIONS
8. HYDRATION STATION, SEE DETAIL 7/A-10.2
9. MARKER BOARD, SEE INTERIOR ELEVATIONS
10. RAIN WATER LEADER
11. OVERHEAD ROOF LINE WITH SUN SCREEN ABOVE
12. KITCHEN EQUIPMENT, S.K.D., S.E.D., S.P.D.
13. FLOOR DRAIN, S.P.D.
14. FOLDING PARTITION, MIN. STC RATING OF 50 15/A-9.2
15. ACCESS LADDER, SEE DETAIL 19/A-9.6
16. EXT & INT EXPANSION JOINT AND EXPANSION JOINT COVER, S.S.D. SEE SHEET A-9.1
17. METAL GRILL AT DEPRESSED SLAB, S.S.D. 15/A-10.2
18. WALK-OFF CARPET/ GRILLE
19. DISPLAY GLASS WALL, SEE 17/A-10.7
20. SUNSHADE SCREEN ABOVE, SEE WALL SECTIONS
21. EMERGENCY EYE WASH, S.M.D., S.P.D.
22. LAB EQUIPMENT & CASEWORK. SEE SHEETS A-10.3, A-10.4, A-10.5
23. FUME HOOD EQUIPMENT, SM.D.
24. VIDEO SCREEN, S.E.D.
25. ADA DOOR PUSH BUTTOM BOLLARD, SEE DOOR SCHEDULE
26. EXTERIOR BENCH
27. PLANTING METAL SCREEN (GREEN WALL), S.L.D.
28. WOOD SCREEN AT COMMUNITY ROOM 8/A-10.2
29. DEPRESSED SLAB, S.S.D.

KITCHEN EQUIPMENT NOTE:
TYPE 1 HOOD REQUIRES A TYPE K FIRE EXTINGUISHER

FLOOR PLAN GENERAL NOTES

1. FOR SITE CONDITIONS SEE SITE PLAN SHEET A-1.1
2. FINISHED FLOOR ELEVATIONS SHOWN INDICATE FLOOR SLABS FOR THIS BUILDING. FOR ELEVATIONS RELATIVE TO THE REST OF THE SITE, REFER TO CIVIL ENGINEERING DRAWINGS.
3. REFER TO CIVIL ENGINEERING DRAWINGS AND SITE PLAN FOR SITE FEATURES NOT OTHERWISE INDICATED.
4. REFER TO ARCHITECTURAL GRAPHICS DRAWINGS FOR SIGNAGE NOT SHOWN.
5. REFER TO REFLECTED CEILING PLAN FOR CLERESTORY WINDOWS.
6. ALL INTERIOR WALL FRAMING AND GYP.BD. EXTEND TO UNDERSIDE OF ROOF /FLOOR SHEATHING ABOVE, U.O.N.

WALL TYPE LEGEND

METAL FRAMING: 6" STUDS U.O.N.

	EXT.	INT.
METAL FRAMING - NON RATED	5/A-9.1	6/A-9.1
METAL FRAMING - 1 HR RATED FIRE BARRIER		11/A-9.1
METAL FRAMING - 2 HR FIRE BARRIER		17/A-9.1

"X" METAL STUD SIZE, 6" U.O.N.

A ACOUSTIC RATING (STC). SEE 1-2-3/A-9.4 FOR AIRTIGHT
TYPE **A**: (1) LAYER 5/8" EA SIDE -FULL HT. AIRTIGH
TYPE **B**: (2) LAYERS 5/8" EA SIDE -FULL HT. AIRTIGHT
TYPE **C**: (1) LAYER 5/8" EA SIDE + TILE BACKER TOILET SIDE, NO CONTACT TO SHAFT WALLS

KEYPLAN

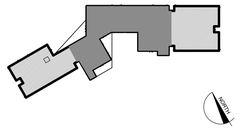

QUATTROCCHI KWOK ARCHITECTS
Main:
636 Fifth Street, Santa Rosa, CA 95404
East Bay:
55 Harrison Street, Suite 525,
Oakland, CA 94607
(707) 576-0829

LICENSED ARCHITECT
AARON JOBSON
LICENSE # C30620
EXP. OCTOBER 31, 2022
STATE OF CALIFORNIA

SIGNED: FEBRUARY 04, 2022

Gensler
45 Fremont Street
Suite 1500
San Francisco, CA 94105
United States
Tel 415.433.3700
Fax 415.836.4599

GAVILAN COLLEGE

NEW COLLEGE CAMPUS

505 FAIRVIEW ROAD
HOLLISTER, CA 95023

GAVILAN JOINT COMMUNITY COLLEGE DISTRICT

DSA APP NO. 01-119906

ARCH PROJECT NO:	1897.00
DRAWN BY:	AF
DRAWING SCALE:	1/8" = 1'-0"
PTN: N/A	FILE NO: 43-C4

DSA SUBMITTAL

FEBRUARY 04, 2022

SHEET TITLE

FIRST FLOOR PLAN -SECTOR B

SHEET NUMBER

A-2.1.2

BIMcloud: archiserver - BIMcloud Basic for ARCHICAD 22/1897.00 GAVILAN COLLEGE 2/2/2022, 12:06 PM

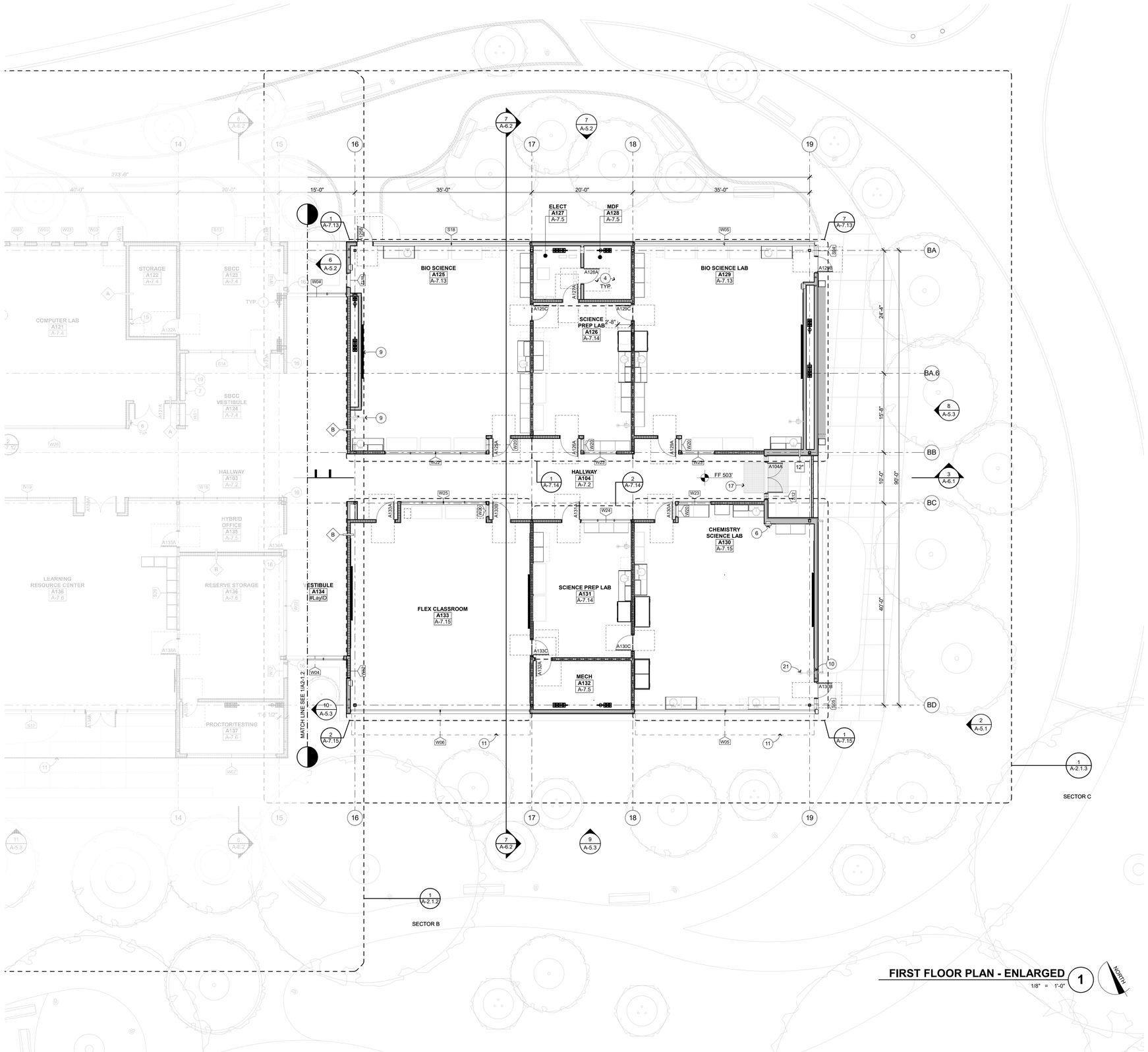

FIRST FLOOR PLAN - ENLARGED 1

1/8" = 1'-0"

NORTH

FLOOR PLAN KEYNOTES

NOT ALL KEYNOTES MAY APPLY TO THIS SHEET

1. STRUCTURAL ITEM, S.S.D.
2. MECHANICAL ITEM, S.M.D.
3. PLUMBING ITEM / FIXTURE, S.P.D., S.K.D.
4. ELECTRICAL ITEM, S.E.D.
5. FIRE SPRINKLER RISER, S.P.D.
6. FIRE EXTINGUISHER, SEMI-RECESSED, SEE DTL 17/A-9.4
7. CASEWORK, SEE INTERIOR ELEVATIONS
8. HYDRATION STATION, SEE DETAIL 7/A-10.2
9. MARKER BOARD, SEE INTERIOR ELEVATIONS
10. RAIN WATER LEADER
11. OVERHEAD ROOF LINE WITH SUN SCREEN ABOVE
12. KITCHEN EQUIPMENT, S.K.D., S.E.D., S.P.D.
13. FLOOR DRAIN, S.P.D.
14. FOLDING PARTITION, MIN. STC RATING OF 50 15/A-9.2
15. ACCESS LADDER, SEE DETAIL 19/A-9.6
16. EXT & INT EXPANSION JOINT AND EXPANSION JOINT COVER, S.S.D. SEE SHEET A-9.1
17. METAL GRILL AT DEPRESSED SLAB, S.S.D. 15/A-10.2
18. WALK-OFF CARPET/ GRILLE
19. DISPLAY GLASS WALL, SEE 17/A-10.7
20. SUNSHADE SCREEN ABOVE, SEE WALL SECTIONS
21. EMERGENCY EYE WASH, S.M.D., S.P.D.
22. LAB EQUIPMENT & CASEWORK. SEE SHEETS A-10.3, A-10.4, A-10.5
23. FUME HOOD EQUIPMENT, SM.D.
24. VIDEO SCREEN, S.E.D.
25. ADA DOOR PUSH BUTTOM BOLLARD, SEE DOOR SCHEDULE
26. EXTERIOR BENCH
27. PLANTING METAL SCREEN (GREEN WALL), S.L.D.
28. WOOD SCREEN AT COMMUNITY ROOM 8/A-10.2
29. DEPRESSED SLAB, S.S.D.

KITCHEN EQUIPMENT NOTE:
TYPE 1 HOOD REQUIRES A TYPE K FIRE EXTINGUISHER

FLOOR PLAN GENERAL NOTES

1. FOR SITE CONDITIONS SEE SITE PLAN SHEET A-1.1
2. FINISHED FLOOR ELEVATIONS SHOWN INDICATE FLOOR SLABS FOR THIS BUILDING. FOR ELEVATIONS RELATIVE TO THE REST OF THE SITE, REFER TO CIVIL ENGINEERING DRAWINGS.
3. REFER TO CIVIL ENGINEERING DRAWINGS AND SITE PLAN FOR SITE FEATURES NOT OTHERWISE INDICATED.
4. REFER TO ARCHITECTURAL GRAPHICS DRAWINGS FOR SIGNAGE NOT SHOWN.
5. REFER TO REFLECTED CEILING PLAN FOR CLERESTORY WINDOWS.
6. ALL INTERIOR WALL FRAMING AND GYP.BD. EXTEND TO UNDERSIDE OF ROOF /FLOOR SHEATHING ABOVE, U.O.N.

WALL TYPE LEGEND

METAL FRAMING: 6" STUDS U.O.N. — EXT. / INT.

- METAL FRAMING - NON RATED — 5/A-9.1 / 6/A-9.1
- METAL FRAMING - 1 HR RATED FIRE BARRIER — 11/A-9.1
- METAL FRAMING - 2 HR FIRE BARRIER — 17/A-9.1
- "X" METAL STUD SIZE, 6" U.O.N.
- A ACOUSTIC RATING (STC). SEE 1-2-3/A-9.4 FOR AIRTIGHT
  TYPE **A**: (1) LAYER 5/8" EA SIDE -FULL HT. AIRTIGH
  TYPE **B**: (2) LAYERS 5/8" EA SIDE -FULL HT. AIRTIGHT
  TYPE **C**: (1) LAYER 5/8" EA SIDE + TILE BACKER TOILET SIDE, NO CONTACT TO SHAFT WALLS

KEYPLAN

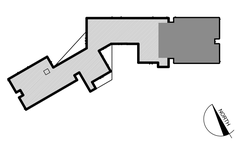

QUATTROCCHI KWOK ARCHITECTS
Main:
636 Fifth Street, Santa Rosa, CA 95404
East Bay:
55 Harrison Street, Suite 525,
Oakland, CA 94607
(707) 576-0829

LICENSED ARCHITECT
AARON JOBSON
LICENSE # C30620
EXP. OCTOBER 31, 2023
STATE OF CALIFORNIA

SIGNED: FEBRUARY 04, 2022

Gensler
45 Fremont Street
Suite 1500
San Francisco, CA 94105
United States
Tel 415.433.3700
Fax 415.836.4599

GAVILAN COLLEGE

NEW COLLEGE CAMPUS

505 FAIRVIEW ROAD
HOLLISTER, CA 95023

GAVILAN JOINT COMMUNITY COLLEGE DISTRICT

DSA APP NO. 01-119906

ARCH PROJECT NO:	1897.00
DRAWN BY:	AF
DRAWING SCALE:	1/8" = 1'-0"
PTN: N/A	FILE NO: 43-C4

DSA SUBMITTAL

FEBRUARY 04, 2022

SHEET TITLE

FIRST FLOOR PLAN -SECTOR C

SHEET NUMBER

A-2.1.3

BIMcloud: archiserver - BIMcloud Basic for ARCHICAD 22/1897.00 GAVILAN COLLEGE 2/2/2022; 12:32 PM

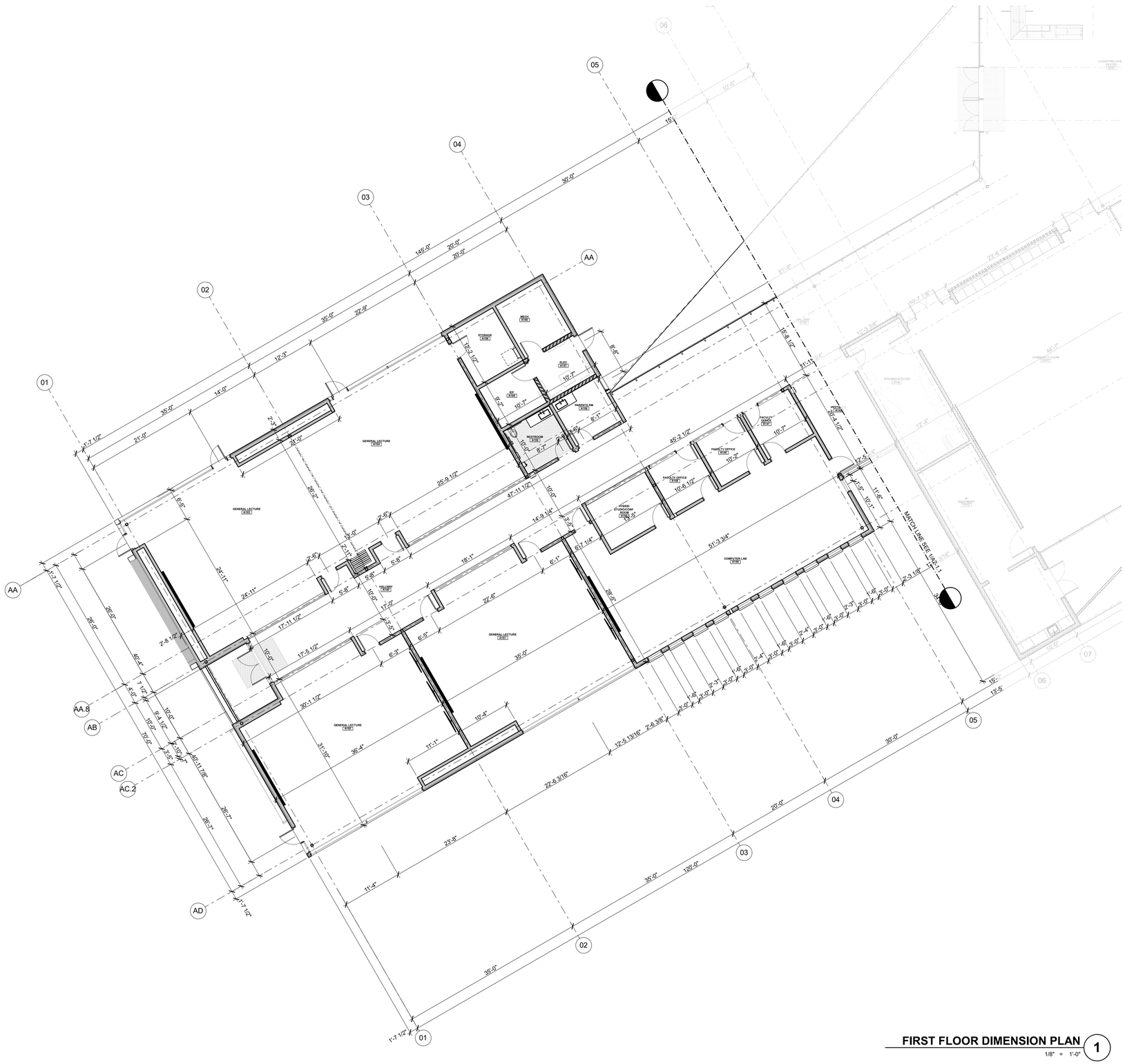

FIRST FLOOR DIMENSION PLAN 1

1/8" = 1'-0"

QUATTROCCHI KWOK ARCHITECTS

Main:
636 Fifth Street, Santa Rosa, CA 95404
East Bay:
55 Harrison Street, Suite 525,
Oakland, CA 94607
(707) 576-0829

LICENSED ARCHITECT
AARON JOBSON
LICENSE # C30620
EXP OCTOBER 31, 2023
STATE OF CALIFORNIA

SIGNED: FEBRUARY 04, 2022

Gensler

45 Fremont Street
Suite 1500
San Francisco, CA 94105
United States

Tel 415.433.3700
Fax 415.836.4599

GAVILAN COLLEGE

NEW COLLEGE CAMPUS

505 FAIRVIEW ROAD
HOLLISTER, CA 95023

GAVILAN JOINT COMMUNITY COLLEGE DISTRICT

DSA APP NO. 01-119906

ARCH PROJECT NO:	1897.00
DRAWN BY:	AF
DRAWING SCALE:	1/8" = 1'-0"
PTN: N/A	FILE NO: 43-C4

DSA SUBMITTAL

FEBRUARY 04, 2022

SHEET TITLE

FIRST FLOOR DIMENSION PLAN -SECTOR A

SHEET NUMBER

A-2.2.1

BIMcloud: archiserver - BIMcloud Basic for ARCHICAD 22/1897.00 GAVILAN COLLEGE,2/3/2022,1:48 PM

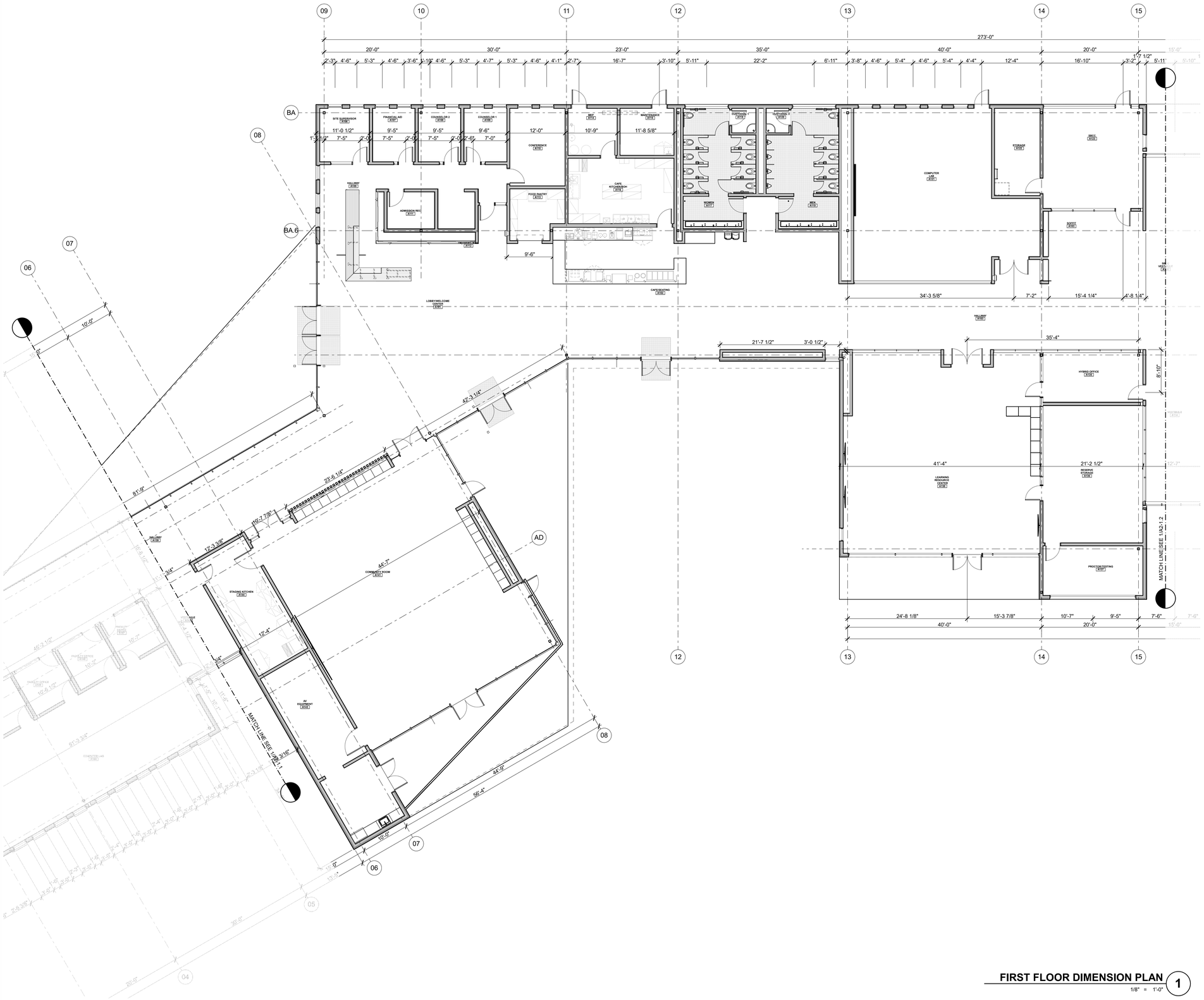

FIRST FLOOR DIMENSION PLAN 1

1/8" = 1'-0"

QUATTROCCHI KWOK ARCHITECTS

Main:
636 Fifth Street, Santa Rosa, CA 95404
East Bay:
55 Harrison Street, Suite 525,
Oakland, CA 94607
(707) 576-0829

LICENSED ARCHITECT
AARON JOBSON
LICENSE # C30620
EXP. OCTOBER 31, 2021
STATE OF CALIFORNIA

SIGNED: FEBRUARY 04, 2022

Gensler

45 Fremont Street
Suite 1500
San Francisco, CA 94105
United States

Tel 415.433.3700
Fax 415.836.4599

GAVILAN COLLEGE

NEW COLLEGE CAMPUS

505 FAIRVIEW ROAD
HOLLISTER, CA 95023

GAVILAN JOINT COMMUNITY COLLEGE DISTRICT

DSA APP NO.	01-119906
ARCH PROJECT NO:	1897.00
DRAWN BY:	AF
DRAWING SCALE:	1/8" = 1'-0"
PTN: N/A	FILE NO: 43-C4

DSA SUBMITTAL

FEBRUARY 04, 2022

SHEET TITLE

FIRST FLOOR DIMENSION PLAN -SECTOR B

SHEET NUMBER

A-2.2.2

BIMcloud: archiserver - BIMcloud Basic for ARCHICAD 22/1897.00 GAVILAN COLLEGE 2/3/2022; 1:49 PM

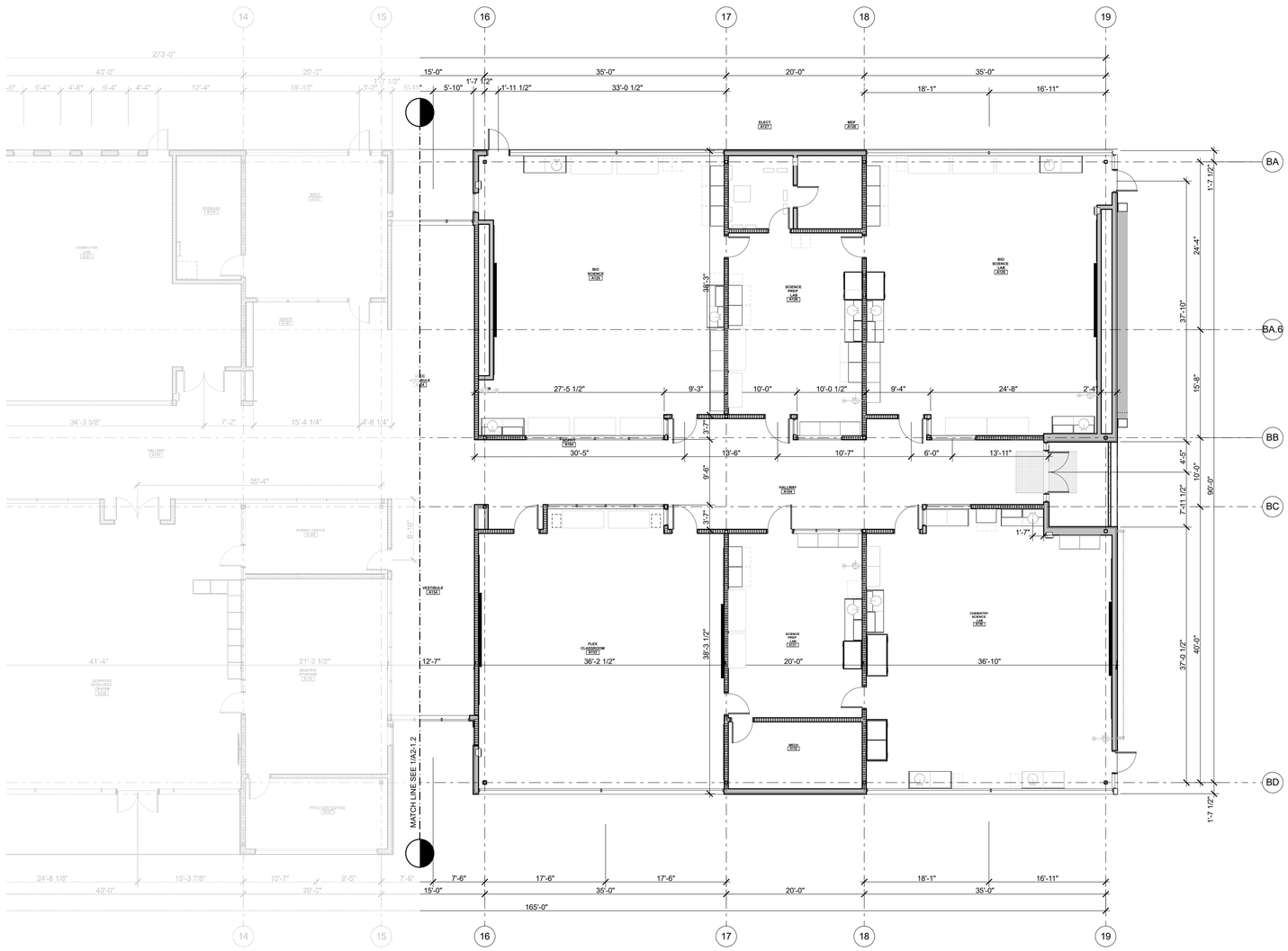

FIRST FLOOR DIMENSION PLAN

1/8" = 1'-0"

1

QUATTROCCHI KWOK ARCHITECTS

Main:
636 Fifth Street, Santa Rosa, CA 95404
East Bay:
55 Harrison Street, Suite 525,
Oakland, CA 94607
(707) 576-0829

LICENSED ARCHITECT
AARON JOBSON
LICENSE # C30620
EXP OCTOBER 31, 2023
STATE OF CALIFORNIA

SIGNED: FEBRUARY 04, 2022

Gensler

45 Fremont Street
Suite 1500
San Francisco, CA 94105
United States

Tel 415.433.3700
Fax 415.836.4599

GAVILAN COLLEGE

NEW COLLEGE CAMPUS

505 FAIRVIEW ROAD
HOLLISTER, CA 95023

GAVILAN JOINT COMMUNITY COLLEGE DISTRICT

DSA APP NO. 01-119906

ARCH PROJECT NO:	1897.00
DRAWN BY:	AF
DRAWING SCALE:	1/8" = 1'-0"
PTN: N/A	FILE NO: 43-C4

DSA SUBMITTAL

FEBRUARY 04, 2022

SHEET TITLE

FIRST FLOOR DIMENSION PLAN -SECTOR C

SHEET NUMBER

A-2.2.3

BIMcloud: archiserver - BIMcloud Basic for ARCHICAD 22/1897.00 GAVILAN COLLEGE 2/3/2022;1:51 PM

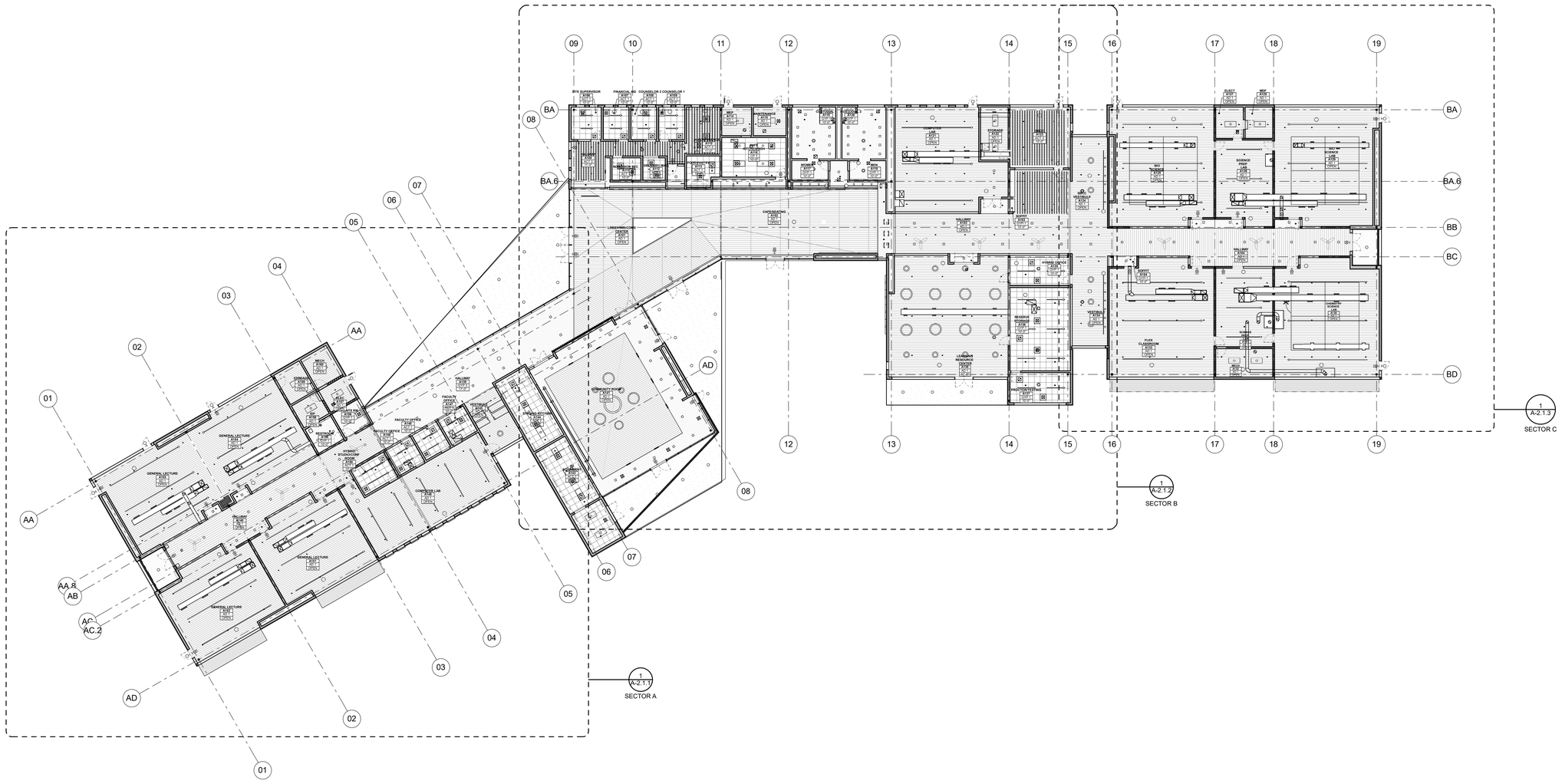

QUATTROCCHI KWOK ARCHITECTS
Main:
636 Fifth Street, Santa Rosa, CA 95404
East Bay:
55 Harrison Street, Suite 525,
Oakland, CA 94607
(707) 576-0829

LICENSED ARCHITECT
AARON JOBSON
LICENSE # C30620
EXP OCTOBER 31, 2023
STATE OF CALIFORNIA

SIGNED: FEBRUARY 04, 2022

Gensler
45 Fremont Street
Suite 1500
San Francisco, CA 94105
United States
Tel 415.433.3700
Fax 415.836.4599

GAVILAN COLLEGE

NEW COLLEGE CAMPUS

505 FAIRVIEW ROAD
HOLLISTER, CA 95023

GAVILAN JOINT COMMUNITY COLLEGE DISTRICT

DSA APP NO. 01-119906

ARCH PROJECT NO:	1897.00
DRAWN BY:	AF
DRAWING SCALE:	1/16" = 1'-0"
PTN: N/A	FILE NO: 43-C4

DSA SUBMITTAL

FEBRUARY 04, 2022

SHEET TITLE

REFLECTED CEILING PLAN OVERALL - REFERENCE-

SHEET NUMBER

A-3.1

BIMcloud: archiserver - BIMcloud Basic for ARCHICAD 22/1897.00 GAVILAN COLLEGE 2/2/2022, 12:44 PM

FIRST FLOOR RCP - ENLARGED

1/8" = 1'-0"

REFLECTED CEILING PLAN KEYNOTES

NOT ALL KEYNOTES MAY APPLY TO THIS SHEET

1. STRUCTURAL ITEM, S.S.D.
2. MECHANICAL ITEM, S.M.D.
3. PLUMBING ITEM / FIXTURE, S.P.D.
4. ELECTRICAL ITEM, S.E.D.
5. FIRE PROTECTION ITEM, S.F.P.D.
6. RIDGE LINE AT EXPOSED GABLED ROOF
7. ROOF ACCESS LADDER, SEE FLOOR PLAN
8. EXPANSION JOINT AND EXPANSION JOINT COVER, S.S.D. , SEE SHEET A-9.1
9. CEILING FAN, S.E.D.
10. RAIN WATER LEADER, SEE 24/A-9.1 25/A-9.1
11. UNISTRUT P1001 TO SUPPORT POWER REEL, S.E.D
12. SUNSHADE CANOPY, SEE 4/A-9.7
13. ROOF HATCH ABOVE, SEE ROOF PLAN 17/A-9.6
14. SKYLIGHT 15/A-9.5 2/A-4.1.2

REFLECTED CEILING PLAN GENERAL NOTES

1. NOTES & SYMBOLS ARE TO APPLY TO ALL AREAS OF SIMILAR GRAPHIC REPRESENTATION. SUCH INDICATIONS MAY BE LIMITED TO PROMOTE CLARITY OR AVOID REDUNDACY. NO LIMITATION OF APPLICATION SHALL BE CONSTRUED WITHOUT SPECIFIC NOTATION.
2. PENDANT LIGHT FIXTURE LOCATION DIMENSIONS ARE NOMINAL. VERIFY IN FIELD TO MAINTAIN 45° SWING CLEARANCES TO FIXED ELEMENTS.
3. S.E.D. FOR HORNS, SPEAKERS, PULL STATIONS, LIGHT FIXTURES AND OTHER FEATURES NOT OTHERWISE SHOWN.
4. S.E.D. FOR EXIT SIGNS & EMERGENCY LIGHTING CONDITIONS.
5. S.M.D. FOR PIPING, REGISTERS & VENTS NOT OTHERWISE SHOWN. MECHANICAL DUCT LOCATION DIMENSIONS ARE NOMINAL. VERIFY IN FIELD TO MAINTAIN CLEARANCES TO FIXED ELEMENTS.
6. CBC TABLE 601- ROOFS AND THEIR MEMBERS OTHER THAN THE STRUCTURAL FRAME MAY BE OF UNPROTECTED NON-COMBUSTIBLE MATERIALS WHEN EVERY PART OF ROOF FRAMING INCLUDING THE STRUCTURAL FRAME IS 20 FEET OR MORE ABOVE THE FLOOR IMMEDIATELY BELOW

REFLECTED CEILING PLAN LEGEND

XX1 / X'-X" — ROOM NAME / ROOM # / XX1 / X'-X"

XX1 REFERS TO CEILING FINISH CODE SEE BELOW. X'-X" REFERS TO FINISHED CEILING HEIGHT AFF. WHERE CEILING HEIGHT IS INDICATED AS "OPEN" OR " - ", ROOM IS OPEN TO STRUCTURE ABOVE. FOR CEILING CONFIGURATION & HEIGHT WHERE CEILING HEIGHT IS INDICATED AS CURVED, SLOPING, OR VARIES, REFER TO SECTION DRAWINGS.

DOORS SHOWN DASHED INDICATE DOOR BELOW. FOR DEMO, (E), AND (N) DOOR/FRAME INFORMATION SEE FLOOR PLANS & DOOR SCHEDULE

ELECTRICAL ITEMS, S.E.D.

MECHANICAL ITEMS, S.M.D.

FIRE SPRINKLERS, S.F.P.D.

CEILING FINISH CODES

FOR PAINT FINISHES SEE SEC. 09 9113 (EXTERIOR) & 09 9123 (INTERIOR)

SEE FINISH SCHEDULE ON SHEET A-8.4 FOR FINISH INFORMATION

GYP1 GYP2	GYPSUM BOARD
ACT1 ACT2	2'X2' SUSPENDED CEILING SYSTEM W/ ACOUSTIC TILE
ACT 3	2'x2' SUSPENDED CEILING SYSTEM W/ ACOUSTIC BAFFLES
CP1	EXTERIOR CEMENT PLASTER W/ CONTROL JOINTS AS SHOWN — 5/A-9.1
AD1	ACOUSTIC METAL DECK

KEYPLAN

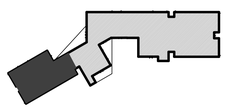

QUATTROCCHI KWOK ARCHITECTS

Main:
636 Fifth Street, Santa Rosa, CA 95404
East Bay:
55 Harrison Street, Suite 525,
Oakland, CA 94607
(707) 576-0829

LICENSED ARCHITECT
AARON JOBSON
LICENSE # C30620
EXP OCTOBER 31, 2022
STATE OF CALIFORNIA

SIGNED: FEBRUARY 04, 2022

Gensler
45 Fremont Street
Suite 1500
San Francisco, CA 94105
United States
Tel 415.433.3700
Fax 415.836.4599

GAVILAN COLLEGE

NEW COLLEGE CAMPUS

505 FAIRVIEW ROAD
HOLLISTER, CA 95023

GAVILAN JOINT COMMUNITY COLLEGE DISTRICT

DSA APP NO. 01-119906

ARCH PROJECT NO:	1897.00
DRAWN BY:	AF
DRAWING SCALE:	1/8" = 1'-0"
PTN: N/A	FILE NO: 43-C4

DSA SUBMITTAL

FEBRUARY 04, 2022

SHEET TITLE

REFLECTED CEILING PLAN - SECTOR A

SHEET NUMBER

A-3.1.1

BIMcloud: archiserver - BIMcloud Basic for ARCHICAD 22/1897.00 GAVILAN COLLEGE 2/2/2022 2:49 PM

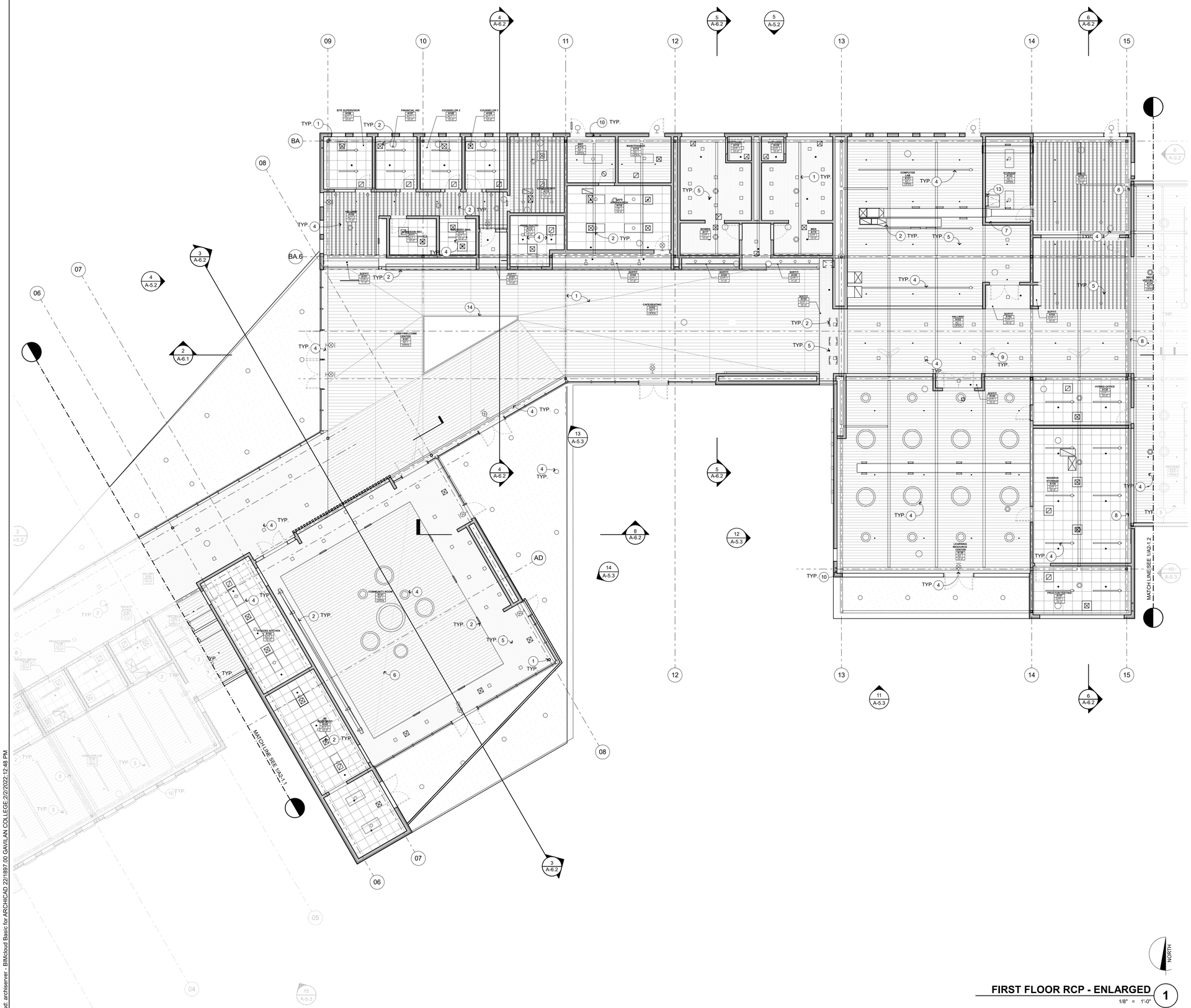

FIRST FLOOR RCP - ENLARGED

1/8" = 1'-0"

1

REFLECTED CEILING PLAN KEYNOTES

NOT ALL KEYNOTES MAY APPLY TO THIS SHEET

1. STRUCTURAL ITEM, S.S.D.
2. MECHANICAL ITEM, S.M.D.
3. PLUMBING ITEM / FIXTURE, S.P.D.
4. ELECTRICAL ITEM, S.E.D.
5. FIRE PROTECTION ITEM, S.F.P.D.
6. RIDGE LINE AT EXPOSED GABLED ROOF
7. ROOF ACCESS LADDER, SEE FLOOR PLAN
8. EXPANSION JOINT AND EXPANSION JOINT COVER, S.S.D. , SEE SHEET A-9.1
9. CEILING FAN, S.E.D.
10. RAIN WATER LEADER, SEE 24/A-9.1 25/A-9.1
11. UNISTRUT P1001 TO SUPPORT POWER REEL, S.E.D
12. SUNSHADE CANOPY, SEE 4/A-9.7
13. ROOF HATCH ABOVE, SEE ROOF PLAN 17/A-9.6
14. SKYLIGHT 15/A-9.5 2/A-4.1.2

REFLECTED CEILING PLAN GENERAL NOTES

1. NOTES & SYMBOLS ARE TO APPLY TO ALL AREAS OF SIMILAR GRAPHIC REPRESENTATION. SUCH INDICATIONS MAY BE LIMITED TO PROMOTE CLARITY OR AVOID REDUNDACY. NO LIMITATION OF APPLICATION SHALL BE CONSTRUED WITHOUT SPECIFIC NOTATION.
2. PENDANT LIGHT FIXTURE LOCATION DIMENSIONS ARE NOMINAL. VERIFY IN FIELD TO MAINTAIN 45° SWING CLEARANCES TO FIXED ELEMENTS.
3. S.E.D. FOR HORNS, SPEAKERS, PULL STATIONS, LIGHT FIXTURES AND OTHER FEATURES NOT OTHERWISE SHOWN.
4. S.E.D. FOR EXIT SIGNS & EMERGENCY LIGHTING CONDITIONS.
5. S.M.D. FOR PIPING, REGISTERS & VENTS NOT OTHERWISE SHOWN. MECHANICAL DUCT LOCATION DIMENSIONS ARE NOMINAL. VERIFY IN FIELD TO MAINTAIN CLEARANCES TO FIXED ELEMENTS.
6. CBC TABLE 601- ROOFS AND THEIR MEMBERS OTHER THAN THE STRUCTURAL FRAME MAY BE OF UNPROTECTED NON-COMBUSTIBLE MATERIALS WHEN EVERY PART OF ROOF FRAMING INCLUDING THE STRUCTURAL FRAME IS 20 FEET OR MORE ABOVE THE FLOOR IMMEDIATELY BELOW

REFLECTED CEILING PLAN LEGEND

XX1 / X'-X" — ROOM NAME / ROOM # / XX1 / X'-X"

XX1 REFERS TO CEILING FINISH CODE SEE BELOW. X'-X" REFERS TO FINISHED CEILING HEIGHT AFF. WHERE CEILING HEIGHT IS INDICATED AS "OPEN" OR " - ", ROOM IS OPEN TO STRUCTURE ABOVE. FOR CEILING CONFIGURATION & HEIGHT WHERE CEILING HEIGHT IS INDICATED AS CURVED, SLOPING, OR VARIES, REFER TO SECTION DRAWINGS.

DOORS SHOWN DASHED INDICATE DOOR BELOW. FOR DEMO, (E), AND (N) DOOR/FRAME INFORMATION SEE FLOOR PLANS & DOOR SCHEDULE

ELECTRICAL ITEMS, S.E.D.

MECHANICAL ITEMS, S.M.D.

FIRE SPRINKLERS, S.F.P.D.

CEILING FINISH CODES

FOR PAINT FINISHES SEE SEC. 09 9113 (EXTERIOR) & 09 9123 (INTERIOR).

SEE FINISH SCHEDULE ON SHEET A-8.4 FOR FINISH INFORMATION

- GYP1, GYP2 — GYPSUM BOARD
- ACT1, ACT2
- ACT 3
- CP1
- AD1

KEYPLAN

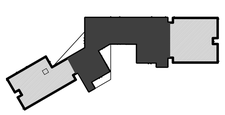

QUATTROCCHI KWOK ARCHITECTS

Main:
636 Fifth Street, Santa Rosa, CA 95404
East Bay:
55 Harrison Street, Suite 525,
Oakland, CA 94607
(707) 576-0829

LICENSED ARCHITECT
AARON JOBSON
LICENSE # C30620
EXP OCTOBER 31, 2022
STATE OF CALIFORNIA

SIGNED: FEBRUARY 04, 2022

Gensler

45 Fremont Street
Suite 1500
San Francisco, CA 94105
United States

Tel 415.433.3700
Fax 415.836.4599

GAVILAN COLLEGE

NEW COLLEGE CAMPUS

505 FAIRVIEW ROAD
HOLLISTER, CA 95023

GAVILAN JOINT COMMUNITY COLLEGE DISTRICT

DSA APP NO. 01-119906

ARCH PROJECT NO:	1897.00
DRAWN BY:	AF
DRAWING SCALE:	1/8" = 1'-0"
PTN: N/A	FILE NO: 43-C4

DSA SUBMITTAL

FEBRUARY 04, 2022

SHEET TITLE

REFLECTED CEILING PLAN - SECTOR B

SHEET NUMBER

A-3.1.2

BIMcloud: archiserver - BIMcloud Basic for ARCHICAD 22/1897.00 GAVILAN COLLEGE,2/2/2022,12:48 PM

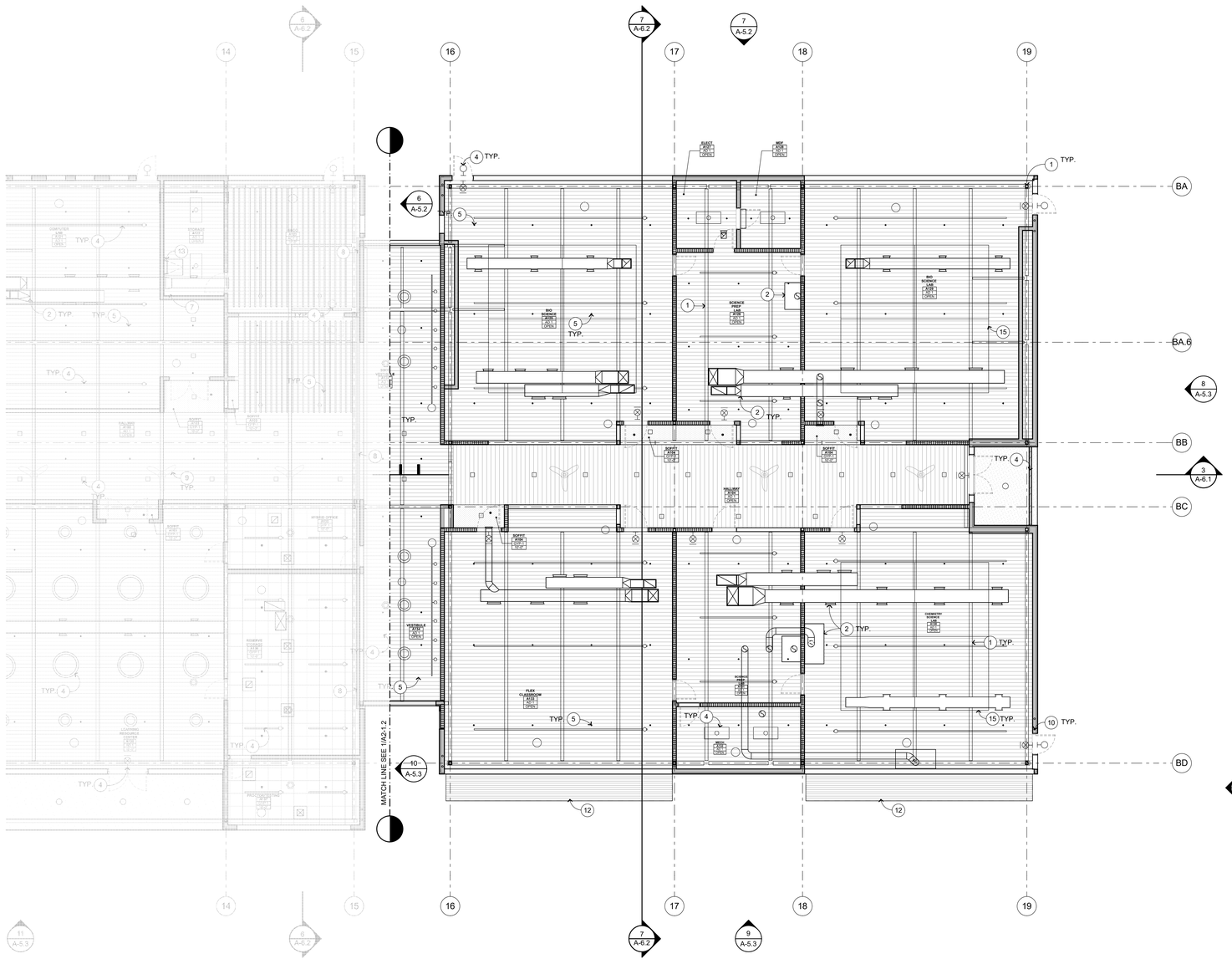

REFLECTED CEILING PLAN KEYNOTES

NOT ALL KEYNOTES MAY APPLY TO THIS SHEET

1. STRUCTURAL ITEM, S.S.D.
2. MECHANICAL ITEM, S.M.D.
3. PLUMBING ITEM / FIXTURE, S.P.D.
4. ELECTRICAL ITEM, S.E.D.
5. FIRE PROTECTION ITEM, S.F.P.D.
6. RIDGE LINE AT EXPOSED GABLED ROOF
7. ROOF ACCESS LADDER, SEE FLOOR PLAN
8. EXPANSION JOINT AND EXPANSION JOINT COVER, S.S.D. , SEE SHEET A-9.1
9. CEILING FAN, S.E.D.
10. RAIN WATER LEADER, SEE 24/A-9.1 25/A-9.1
11. UNISTRUT P1001 TO SUPPORT POWER REEL, S.E.D
12. SUNSHADE CANOPY, SEE 4/A-9.7
13. ROOF HATCH ABOVE, SEE ROOF PLAN 17/A-9.6
14. SKYLIGHT 15/A-9.5 2/A-4.1.2

REFLECTED CEILING PLAN GENERAL NOTES

1. NOTES & SYMBOLS ARE TO APPLY TO ALL AREAS OF SIMILAR GRAPHIC REPRESENTATION. SUCH INDICATIONS MAY BE LIMITED TO PROMOTE CLARITY OR AVOID REDUNDACY. NO LIMITATION OF APPLICATION SHALL BE CONSTRUED WITHOUT SPECIFIC NOTATION.
2. PENDANT LIGHT FIXTURE LOCATION DIMENSIONS ARE NOMINAL. VERIFY IN FIELD TO MAINTAIN 45° SWING CLEARANCES TO FIXED ELEMENTS.
3. S.E.D. FOR HORNS, SPEAKERS, PULL STATIONS, LIGHT FIXTURES AND OTHER FEATURES NOT OTHERWISE SHOWN.
4. S.E.D. FOR EXIT SIGNS & EMERGENCY LIGHTING CONDITIONS.
5. S.M.D. FOR PIPING, REGISTERS & VENTS NOT OTHERWISE SHOWN. MECHANICAL DUCT LOCATION DIMENSIONS ARE NOMINAL. VERIFY IN FIELD TO MAINTAIN CLEARANCES TO FIXED ELEMENTS.
6. CBC TABLE 601- ROOFS AND THEIR MEMBERS OTHER THAN THE STRUCTURAL FRAME MAY BE OF UNPROTECTED NON-COMBUSTIBLE MATERIALS WHEN EVERY PART OF ROOF FRAMING INCLUDING THE STRUCTURAL FRAME IS 20 FEET OR MORE ABOVE THE FLOOR IMMEDIATELY BELOW

REFLECTED CEILING PLAN LEGEND

XX1 / X'-X" — ROOM NAME / ROOM # / XX1 / X'-X"

XX1 REFERS TO CEILING FINISH CODE SEE BELOW. X'-X" REFERS TO FINISHED CEILING HEIGHT AFF. WHERE CEILING HEIGHT IS INDICATED AS "OPEN" OR " - ", ROOM IS OPEN TO STRUCTURE ABOVE. FOR CEILING CONFIGURATION & HEIGHT WHERE CEILING HEIGHT IS INDICATED AS CURVED, SLOPING, OR VARIES, REFER TO SECTION DRAWINGS.

DOORS SHOWN DASHED INDICATE DOOR BELOW. FOR DEMO, (E), AND (N) DOOR/FRAME INFORMATION SEE FLOOR PLANS & DOOR SCHEDULE

ELECTRICAL ITEMS, S.E.D.

MECHANICAL ITEMS, S.M.D.

FIRE SPRINKLERS, S.F.P.D.

CEILING FINISH CODES

FOR PAINT FINISHES SEE SEC. 09 9113 (EXTERIOR) & 09 9123 (INTERIOR).

SEE FINISH SCHEDULE ON SHEET A-8.4 FOR FINISH INFORMATION

GYP1 GYP2	GYPSUM BOARD
ACT1 ACT2	2'X2' SUSPENDED CEILING SYSTEM W/ ACOUSTIC TILE
ACT 3	2'X2' SUSPENDED CEILING SYSTEM W/ ACOUSTIC BAFFLES
CP1	EXTERIOR CEMENT PLASTER W/ CONTROL JOINTS AS SHOWN — 5/A-9.1
AD1	ACOUSTIC METAL DECK

KEYPLAN

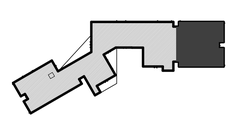

QUATTROCCHI KWOK ARCHITECTS

Main:
636 Fifth Street, Santa Rosa, CA 95404
East Bay:
55 Harrison Street, Suite 525,
Oakland, CA 94607
(707) 576-0829

LICENSED ARCHITECT
AARON JOBSON
LICENSE # C30620
EXP OCTOBER 31, 2023
STATE OF CALIFORNIA

SIGNED: FEBRUARY 04, 2022

Gensler
45 Fremont Street
Suite 1500
San Francisco, CA 94105
United States
Tel 415.433.3700
Fax 415.836.4599

GAVILAN COLLEGE

NEW COLLEGE CAMPUS

505 FAIRVIEW ROAD
HOLLISTER, CA 95023

GAVILAN JOINT COMMUNITY COLLEGE DISTRICT

DSA APP NO. 01-119906

ARCH PROJECT NO: 1897.00

DRAWN BY:

DRAWING SCALE:

PTN: N/A FILE NO: 43-C4

DSA SUBMITTAL

FEBRUARY 04, 2022

SHEET TITLE

REFLECTED CEILING PLAN - SECTOR C

SHEET NUMBER

A-3.1.3

BIMcloud: archiserver - BIMcloud Basic for ARCHICAD 22/1897.00 GAVILAN COLLEGE 2/2/2022 12:49 PM

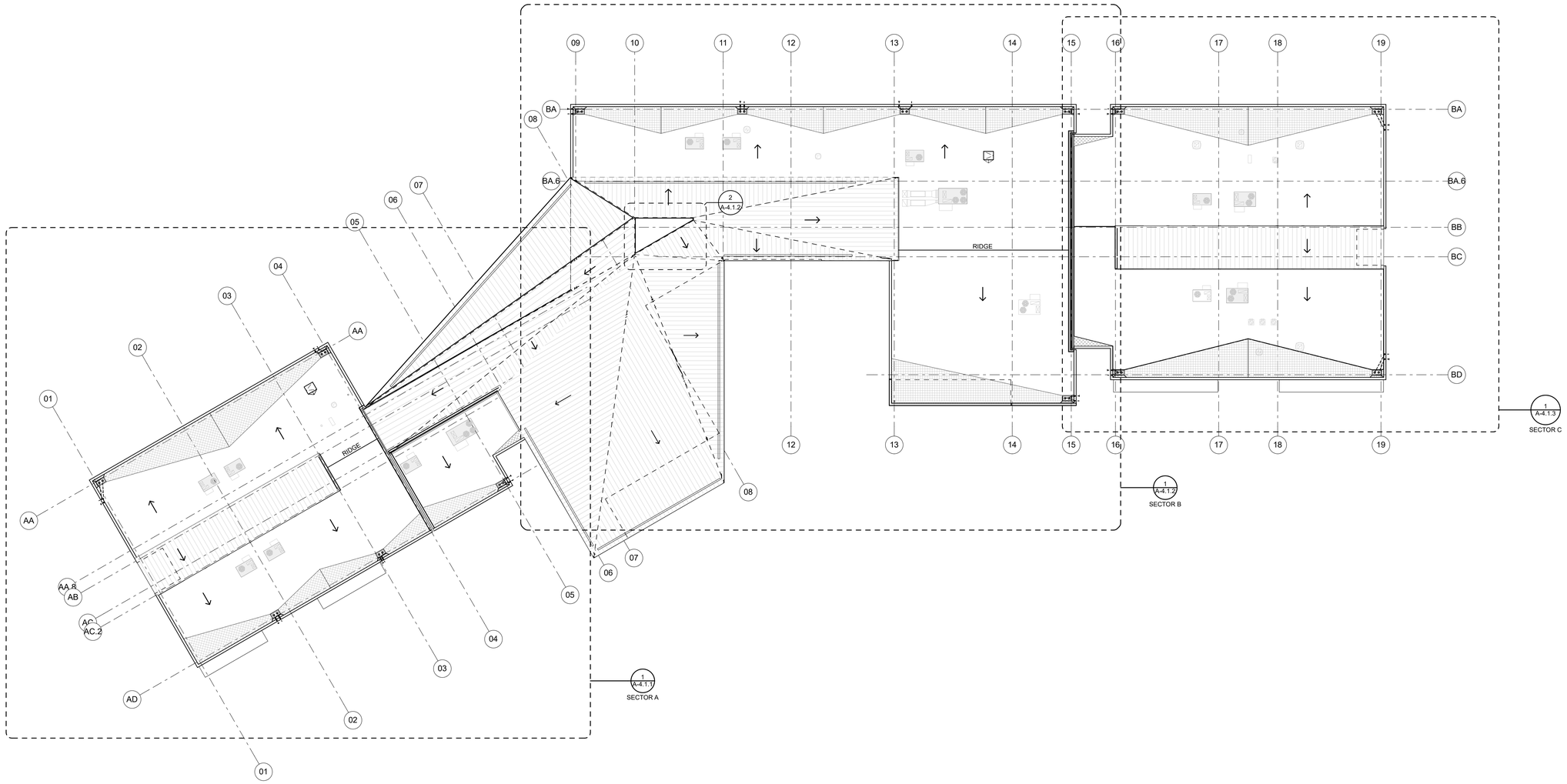

QUATTROCCHI KWOK
ARCHITECTS
Main:
636 Fifth Street, Santa Rosa, CA 95404
East Bay:
55 Harrison Street, Suite 525,
Oakland, CA 94607
(707) 576-0829

LICENSED ARCHITECT
AARON JOBSON
LICENSE # C30620
EXP OCTOBER 31, 2022
STATE OF CALIFORNIA

SIGNED: FEBRUARY 04, 2022

Gensler
45 Fremont Street
Suite 1500
San Francisco, CA 94105
United States
Tel 415.433.3700
Fax 415.836.4599

GAVILAN COLLEGE

NEW COLLEGE CAMPUS

505 FAIRVIEW ROAD
HOLLISTER, CA 95023

GAVILAN JOINT
COMMUNITY
COLLEGE DISTRICT

DSA APP NO. 01-119906
ARCH PROJECT NO: 1897.00
DRAWN BY:
DRAWING SCALE:
PTN: N/A FILE NO: 43-C4

DSA SUBMITTAL
FEBRUARY 04, 2022
SHEET TITLE

ROOF PLAN OVERALL - REFERENCE-

SHEET NUMBER

A-4.1

BIMcloud: archiserver - BIMcloud Basic for ARCHICAD 22/1897.00 GAVILAN COLLEGE 2/2/2022; 12:51 PM

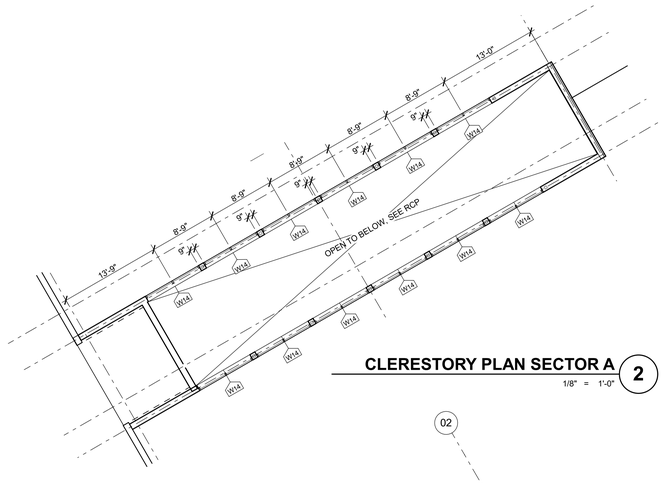

CLERESTORY PLAN SECTOR A (2)

1/8" = 1'-0"

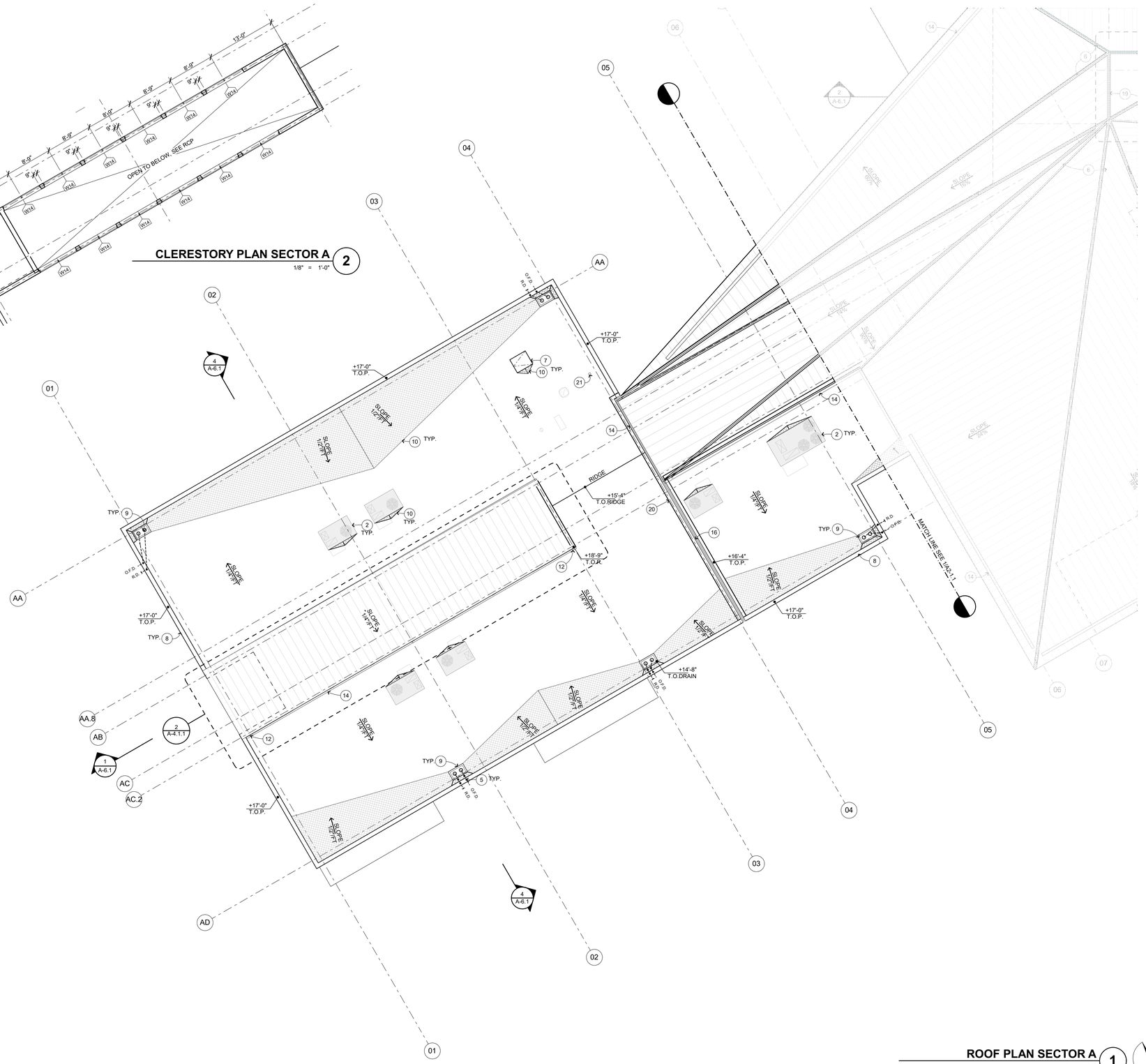

ROOF PLAN SECTOR A (1)

1/8" = 1'-0"

NORTH

ROOF PLAN KEYNOTES

NOT ALL KEYNOTES MAY APPLY TO THIS SHEET

1. STRUCTURAL ITEM, S.S.D.
2. MECHANICAL ITEM, S.M.D. FOR MECHANICAL CURB, SEE DETAIL 6/A-9.6
3. PLUMBING ITEM / FIXTURE, S.P.D.
4. ELECTRICAL ITEM, S.E.D.
5. RAIN WATER LEADER, SEE EXT ELEVATIONS
6. METAL ROOF RIDGE, SEE DETAIL 7/A-9.5
7. ROOF HATCH, SEE DETAIL 17/A-9.6
8. PARAPET, SEE DETAIL 8/A-9.6
9. ROOF DRAIN & OVERFLOW, SEE DETAIL 25/A-9.6
10. CRICKET, SLOPE DOWN AT
11. RAIN CANOPY OR SHADE CANOPY BELOW, SEE RCP
12. RWL TO ROOF BELOW
13. WALL FLASHING, SEE BUILDING SECTION
14. METAL ROOF GUTTER, SEE ROOF PLAN
15. METAL ROOF RAKE
16. EXPANSION JOINT CURB AND COVER, S.S.D. 3/A-9.6 4/A-9.6
17. EQUIPMENT SUPPORT FOR DUCT LEGS, S.P.D.
18. ROOF ANCHOR, SEE DETAIL 4/A-9.5
19. SKYLIGHT 15/A-9.5 2/A-4.1.2
20. ROOF ACCESS LADDER 19/A-9.6
21. ERRCS ANTENNA, SEE ERRCS DRAWINGS

ROOF PLAN GENERAL NOTES

LOCATE ALL METAL ROOF PENETRATIONS IN THE CENTER OF THE PAN. DO NOT INTERRUPT STANDING SEAMS.

2. MINIMUM THICKNESS OF RIGID INSULATION TO BE 1" AT LOW POINT OF ROOF. SLOPE MIN 1/4":12" TO DRAIN. ALL RIGID INSULATION OVERLAID WITH 1/2" PERLITE BOARD.
3. ALL ROOFING TO BE CLASS A.
4. REFER TO MECHANICAL AND ELECTRICAL DRAWINGS FOR ROOF PENETRATION LOCATIONS NOT OTHERWISE INDICATED, TYPICAL.
5. MECHANICAL UNIT MOUNTING CURBS PER 6/A-9.6 S.M.D.
6. MECHANICAL OR PLUMBING VENT FLASHING,

BOOTS

ROOF PLAN LEGEND

SEE FINISH SCHEDULE ON SHEET A-8.X FOR ADDITIONAL INFORMATION

+0'-0" DIMENSION INDICATING TOP OF ROOF LEVEL. SEE DETAILS FOR TOP OF ROOF LOCATION WITHIN ASSEMBLY

MR1 PREFORMED METAL ROOF 1/A-9.5

MEMBRANE ROOFING O/ SLOPED RIGID INSULATION, SEE 1/A-9.6

MEMBRANE ROOFING O/ SLOPED RIGID INSULATION AT CRICKETS

KEYPLAN

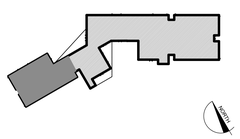

QUATTROCCHI KWOK ARCHITECTS

Main:
636 Fifth Street, Santa Rosa, CA 95404
East Bay:
55 Harrison Street, Suite 525,
Oakland, CA 94607
(707) 576-0829

LICENSED ARCHITECT
AARON JOBSON
LICENSE # C30620
EXP OCTOBER 31, 2023
STATE OF CALIFORNIA

SIGNED: FEBRUARY 04, 2022

Gensler

45 Fremont Street
Suite 1500
San Francisco, CA 94105
United States

Tel 415.433.3700
Fax 415.836.4599

GAVILAN COLLEGE

NEW COLLEGE CAMPUS

505 FAIRVIEW ROAD
HOLLISTER, CA 95023

GAVILAN JOINT COMMUNITY COLLEGE DISTRICT

DSA APP NO. 01-119906

ARCH PROJECT NO:	1897.00
DRAWN BY:	
DRAWING SCALE:	1/8" = 1'-0"
PTN: N/A	FILE NO: 43-C4

DSA SUBMITTAL

FEBRUARY 04, 2022

SHEET TITLE

ROOF PLAN - SECTOR A

SHEET NUMBER

A-4.1.1

BIMcloud: archiserver - BIMcloud Basic for ARCHICAD 22/1897.00 GAVILAN COLLEGE 2/2/2022; 1:02 PM

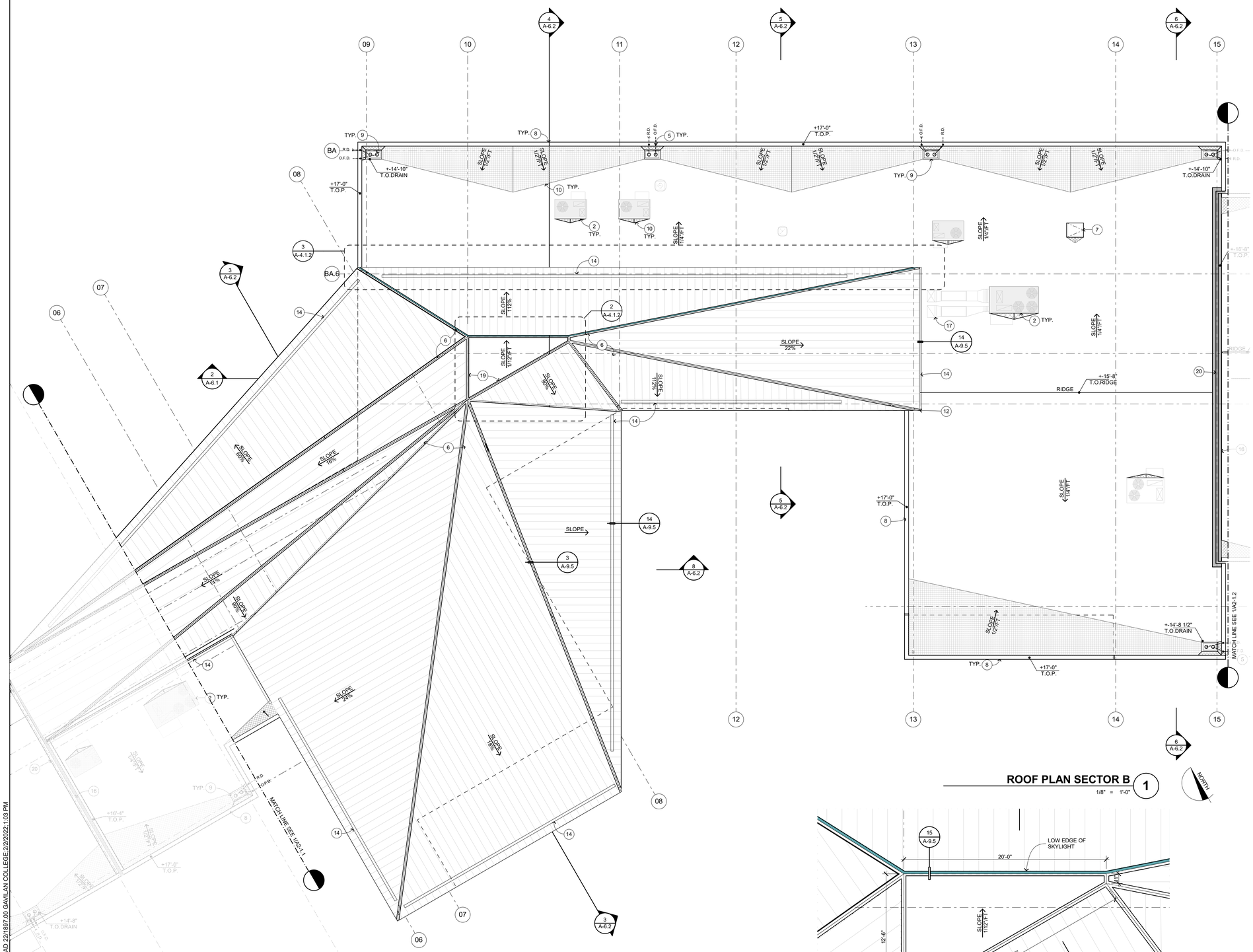

ROOF PLAN SECTOR B 1
1/8" = 1'-0"

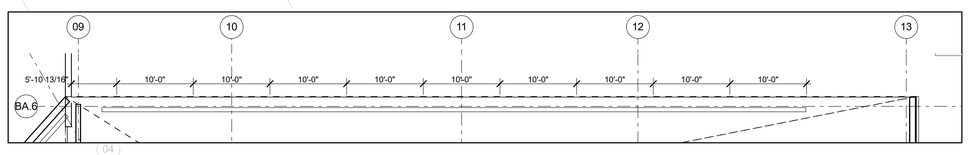

CLERESTORY PLAN SECTOR B 3
1/8" = 1'-0"

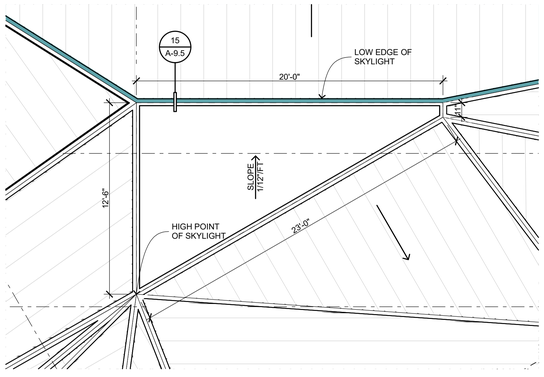

SKYLIGHT ENLARGED 2
1/4" = 1'-0"

ROOF PLAN KEYNOTES

NOT ALL KEYNOTES MAY APPLY TO THIS SHEET

1. STRUCTURAL ITEM, S.S.D.
2. MECHANICAL ITEM, S.M.D. FOR MECHANICAL CURB, SEE DETAIL 6/A-9.6
3. PLUMBING ITEM / FIXTURE, S.P.D.
4. ELECTRICAL ITEM, S.E.D.
5. RAIN WATER LEADER, SEE EXT ELEVATIONS
6. METAL ROOF RIDGE, SEE DETAIL 7/A-9.5
7. ROOF HATCH, SEE DETAIL 17/A-9.6
8. PARAPET, SEE DETAIL 8/A-9.6
9. ROOF DRAIN & OVERFLOW, SEE DETAIL 25/A-9.6
10. CRICKET, SLOPE DOWN AT
11. RAIN CANOPY OR SHADE CANOPY BELOW, SEE RCP
12. RWL TO ROOF BELOW
13. WALL FLASHING, SEE BUILDING SECTION
14. METAL ROOF GUTTER, SEE ROOF PLAN
15. METAL ROOF RAKE
16. EXPANSION JOINT CURB AND COVER, S.S.D. 3/A-9.6 4/A-9.6
17. EQUIPMENT SUPPORT FOR DUCT LEGS, S.P.D.
18. ROOF ANCHOR, SEE DETAIL 4/A-9.5
19. SKYLIGHT 15/A-9.5 2/A-4.1.2
20. ROOF ACCESS LADDER 19/A-9.6
21. ERRCS ANTENNA, SEE ERRCS DRAWINGS

ROOF PLAN GENERAL NOTES

LOCATE ALL METAL ROOF PENETRATIONS IN THE CENTER OF THE PAN. DO NOT INTERRUPT STANDING SEAMS.

2. MINIMUM THICKNESS OF RIGID INSULATION TO BE 1" AT LOW POINT OF ROOF. SLOPE MIN 1/4":12" TO DRAIN. ALL RIGID INSULATION OVERLAID WITH 1/2" PERLITE BOARD.
3. ALL ROOFING TO BE CLASS A.
4. REFER TO MECHANICAL AND ELECTRICAL DRAWINGS FOR ROOF PENETRATION LOCATIONS NOT OTHERWISE INDICATED, TYPICAL.
5. MECHANICAL UNIT MOUNTING CURBS PER 6/A-9.6 S.M.D.
6. MECHANICAL OR PLUMBING VENT FLASHING,

BOOTS

ROOF PLAN LEGEND

SEE FINISH SCHEDULE ON SHEET A-8.X FOR ADDITIONAL INFORMATION

+0'-0" — DIMENSION INDICATING TOP OF ROOF LEVEL. SEE DETAILS FOR TOP OF ROOF LOCATION WITHIN ASSEMBLY

MR1 — PREFORMED METAL ROOF 1/A-9.5

MEMBRANE ROOFING O/ SLOPED RIGID INSULATION, SEE 1/A-9.6

MEMBRANE ROOFING O/ SLOPED RIGID INSULATION AT CRICKETS

KEYPLAN

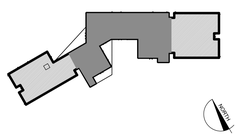

QUATTROCCHI KWOK ARCHITECTS

Main:
636 Fifth Street, Santa Rosa, CA 95404
East Bay:
55 Harrison Street, Suite 525,
Oakland, CA 94607
(707) 576-0829

LICENSED ARCHITECT
AARON JOBSON
LICENSE # C30620
EXP OCTOBER 31, 2023
STATE OF CALIFORNIA

SIGNED: FEBRUARY 04, 2022

Gensler

45 Fremont Street
Suite 1500
San Francisco, CA 94105
United States

Tel 415.433.3700
Fax 415.836.4599

GAVILAN COLLEGE

NEW COLLEGE CAMPUS

505 FAIRVIEW ROAD
HOLLISTER, CA 95023

GAVILAN JOINT COMMUNITY COLLEGE DISTRICT

DSA APP NO.	01-119906
ARCH PROJECT NO:	1897.00
DRAWN BY:	
DRAWING SCALE:	
PTN: N/A	FILE NO: 43-C4

DSA SUBMITTAL

FEBRUARY 04, 2022

SHEET TITLE

ROOF PLAN - SECTOR B

SHEET NUMBER

A-4.1.2

BIMcloud: archiserver - BIMcloud Basic for ARCHICAD 22/1897.00 GAVILAN COLLEGE 2/2/2022; 1:03 PM

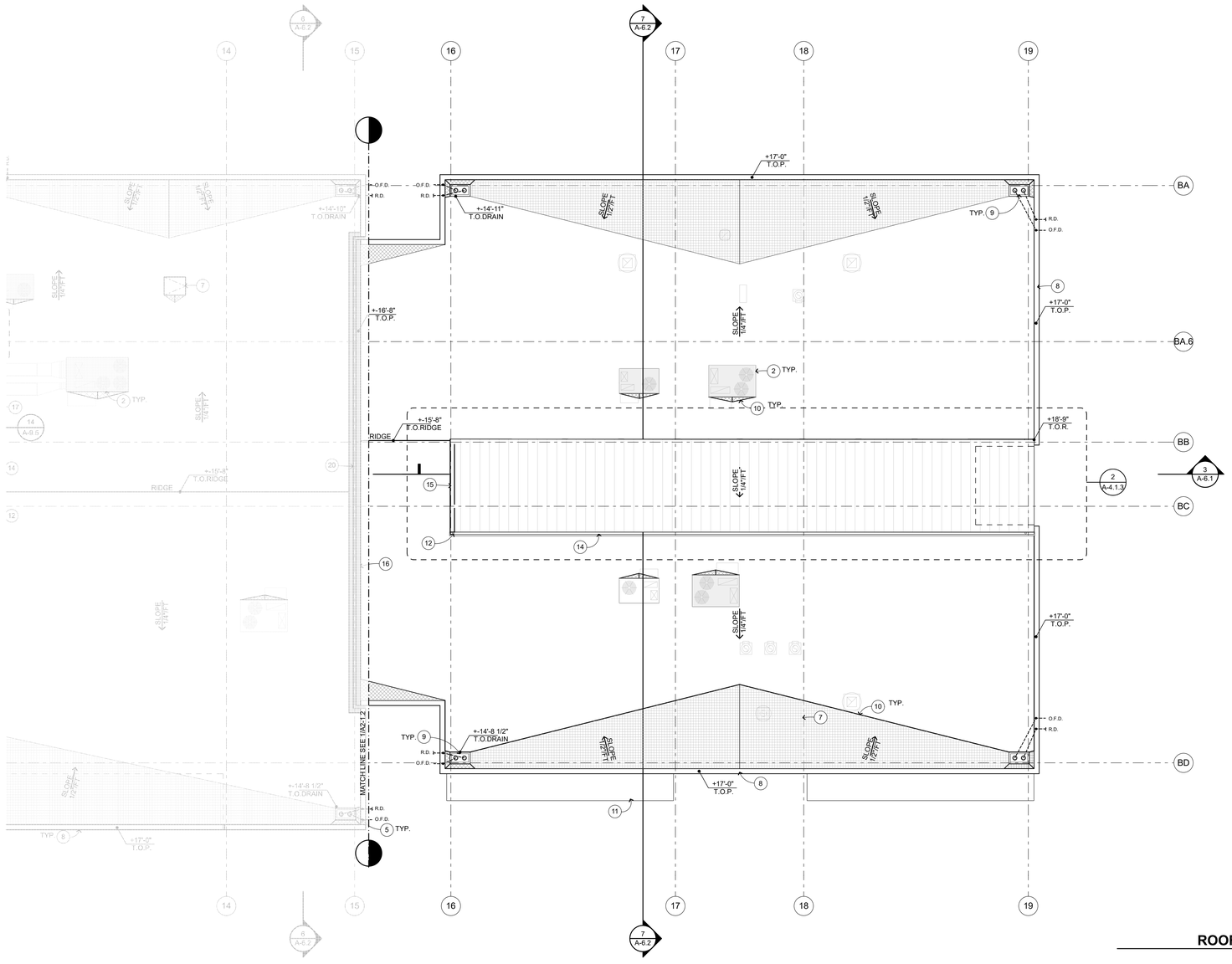

ROOF PLAN SECTOR C (1)

1/8" = 1'-0"

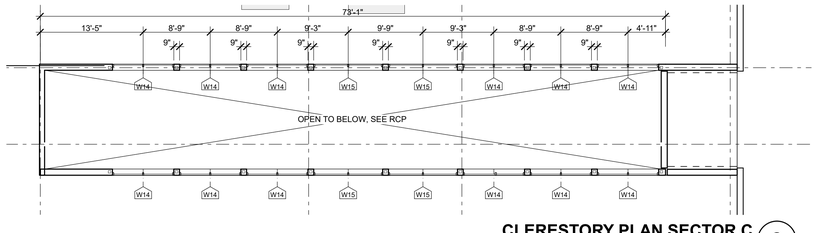

CLERESTORY PLAN SECTOR C (2)

1/8" = 1'-0"

ROOF PLAN KEYNOTES

NOT ALL KEYNOTES MAY APPLY TO THIS SHEET

1. STRUCTURAL ITEM, S.S.D.
2. MECHANICAL ITEM, S.M.D. FOR MECHANICAL CURB, SEE DETAIL 6/A-9.6
3. PLUMBING ITEM / FIXTURE, S.P.D.
4. ELECTRICAL ITEM, S.E.D.
5. RAIN WATER LEADER, SEE EXT ELEVATIONS
6. METAL ROOF RIDGE, SEE DETAIL 7/A-9.5
7. ROOF HATCH, SEE DETAIL 17/A-9.6
8. PARAPET, SEE DETAIL 8/A-9.6
9. ROOF DRAIN & OVERFLOW, SEE DETAIL 25/A-9.6
10. CRICKET, SLOPE DOWN AT
11. RAIN CANOPY OR SHADE CANOPY BELOW, SEE RCP
12. RWL TO ROOF BELOW
13. WALL FLASHING, SEE BUILDING SECTION
14. METAL ROOF GUTTER, SEE ROOF PLAN
15. METAL ROOF RAKE
16. EXPANSION JOINT CURB AND COVER, S.S.D. 3/A-9.6 4/A-9.6
17. EQUIPMENT SUPPORT FOR DUCT LEGS, S.P.D.
18. ROOF ANCHOR, SEE DETAIL 4/A-9.5
19. SKYLIGHT 15/A-9.5 2/A-4.1.2
20. ROOF ACCESS LADDER 19/A-9.6
21. ERRCS ANTENNA, SEE ERRCS DRAWINGS

ROOF PLAN GENERAL NOTES

LOCATE ALL METAL ROOF PENETRATIONS IN THE CENTER OF THE PAN. DO NOT INTERRUPT STANDING SEAMS.

2. MINIMUM THICKNESS OF RIGID INSULATION TO BE 1" AT LOW POINT OF ROOF. SLOPE MIN 1/4":12" TO DRAIN. ALL RIGID INSULATION OVERLAID WITH 1/2" PERLITE BOARD.
3. ALL ROOFING TO BE CLASS A.
4. REFER TO MECHANICAL AND ELECTRICAL DRAWINGS FOR ROOF PENETRATION LOCATIONS NOT OTHERWISE INDICATED, TYPICAL.
5. MECHANICAL UNIT MOUNTING CURBS PER 6/A-9.6 S.M.D.
6. MECHANICAL OR PLUMBING VENT FLASHING, BOOTS

ROOF PLAN LEGEND

SEE FINISH SCHEDULE ON SHEET A-8.X FOR ADDITIONAL INFORMATION

- +0'-0" — DIMENSION INDICATING TOP OF ROOF LEVEL. SEE DETAILS FOR TOP OF ROOF LOCATION WITHIN ASSEMBLY
- MR1 — PREFORMED METAL ROOF 1/A-9.5
- MEMBRANE ROOFING O/ SLOPED RIGID INSULATION, SEE 1/A-9.6
- MEMBRANE ROOFING O/ SLOPED RIGID INSULATION AT CRICKETS

KEYPLAN

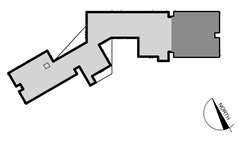

QUATTROCCHI KWOK ARCHITECTS

Main:
636 Fifth Street, Santa Rosa, CA 95404
East Bay:
55 Harrison Street, Suite 525,
Oakland, CA 94607
(707) 576-0829

LICENSED ARCHITECT
AARON JOBSON
LICENSE # C30620
EXP OCTOBER 31, 2023
STATE OF CALIFORNIA

SIGNED: FEBRUARY 04, 2022

Gensler

45 Fremont Street
Suite 1500
San Francisco, CA 94105
United States

Tel 415.433.3700
Fax 415.836.4599

GAVILAN COLLEGE

NEW COLLEGE CAMPUS

505 FAIRVIEW ROAD
HOLLISTER, CA 95023

GAVILAN JOINT COMMUNITY COLLEGE DISTRICT

DSA APP NO. 01-119906

ARCH PROJECT NO: 1897.00
DRAWN BY:
DRAWING SCALE:
PTN: N/A FILE NO: 43-C4

DSA SUBMITTAL
FEBRUARY 04, 2022

SHEET TITLE

ROOF PLAN - SECTOR C

SHEET NUMBER

A-4.1.3

BIMcloud: archiserver - BIMcloud Basic for ARCHICAD 22/1897.00 GAVILAN COLLEGE 2/2/2022 1:06 PM

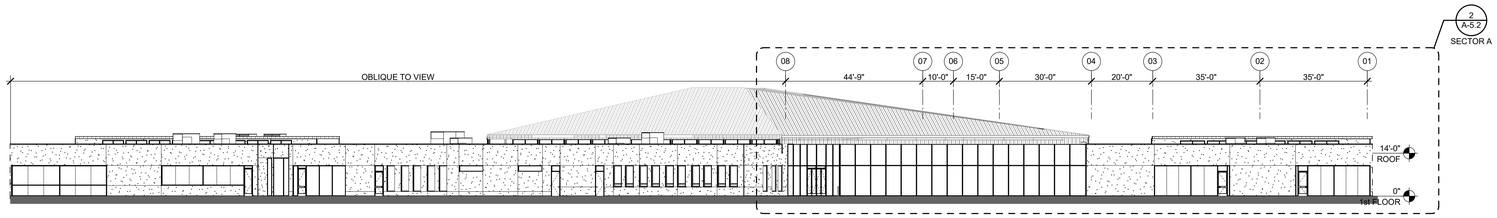

SECTOR A/B NORTH 6

1" = 20'

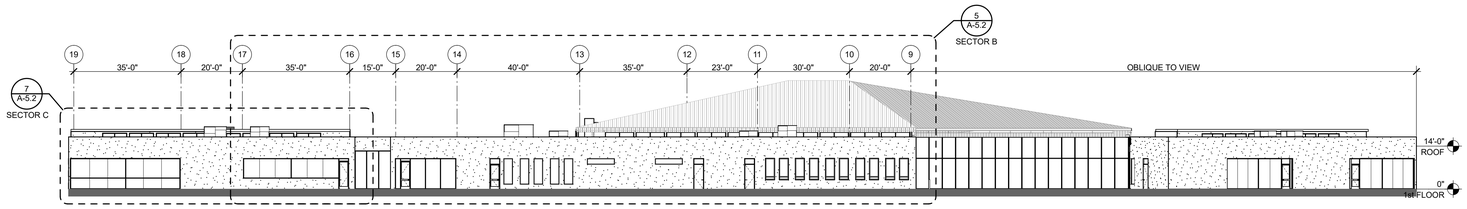

SECTOR B/C NORTH 5

1" = 20'

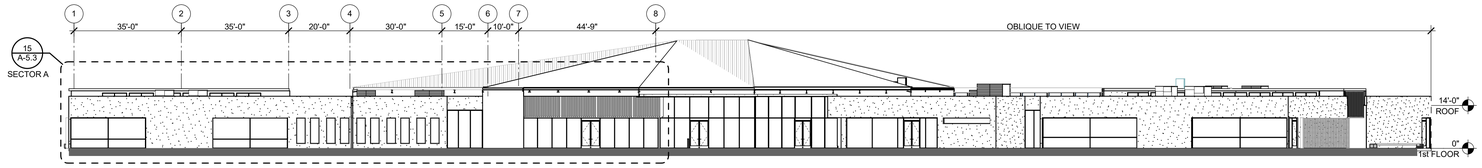

SECTOR A/B SOUTH 4

1" = 20'

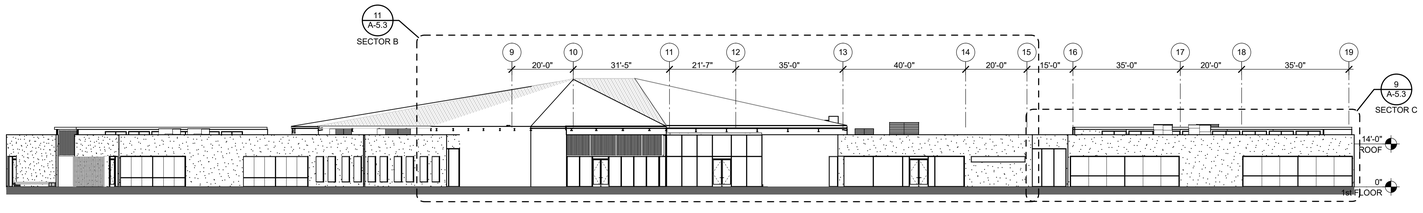

SECTOR B/C SOUTH 3

1" = 20'

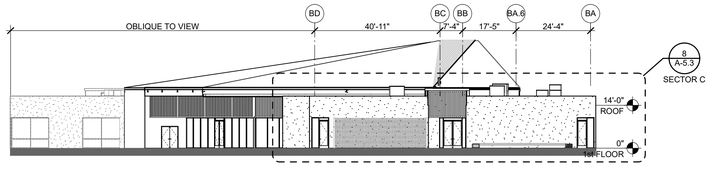

SECTOR C EAST OVERALL 2

1" = 20'

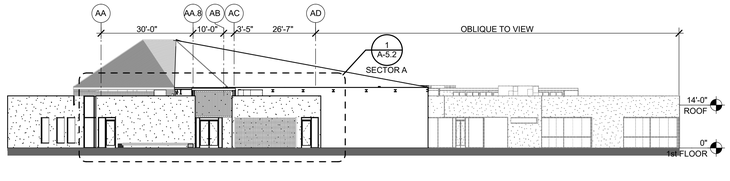

SECTOR A WEST OVERALL 1

1" = 20'

QUATTROCCHI KWOK ARCHITECTS

Main:
636 Fifth Street, Santa Rosa, CA 95404
East Bay:
55 Harrison Street, Suite 525,
Oakland, CA 94607
(707) 576-0829

LICENSED ARCHITECT
AARON JOBSON
LICENSE # C30620
EXP OCTOBER 31, 2021
STATE OF CALIFORNIA

SIGNED: FEBRUARY 04, 2022

Gensler

45 Fremont Street
Suite 1500
San Francisco, CA 94105
United States

Tel 415.433.3700
Fax 415.836.4599

GAVILAN COLLEGE

NEW COLLEGE CAMPUS

505 FAIRVIEW ROAD
HOLLISTER, CA 95023

GAVILAN JOINT COMMUNITY COLLEGE DISTRICT

DSA APP NO. 01-119906

ARCH PROJECT NO: 1897.00
DRAWN BY:
DRAWING SCALE:
PTN: N/A FILE NO: 43-C4

DSA SUBMITTAL
FEBRUARY 04, 2022

SHEET TITLE

EXTERIOR ELEVATIONS OVERALL - REFERENCE-

SHEET NUMBER

A-5.1

BIMcloud: archiserver - BIMcloud Basic for ARCHICAD 22/1897.00 GAVILAN COLLEGE 2/2/2022, 1:10 PM

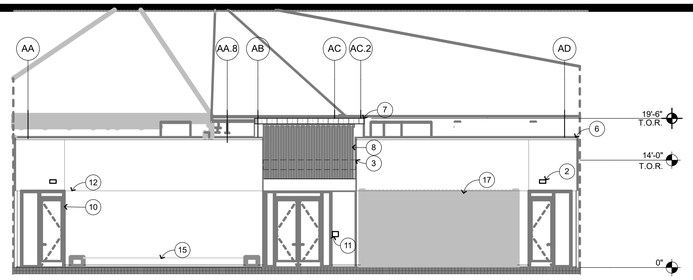

WEST ELEVATION SECTOR A 1

1/8" = 1'-0"

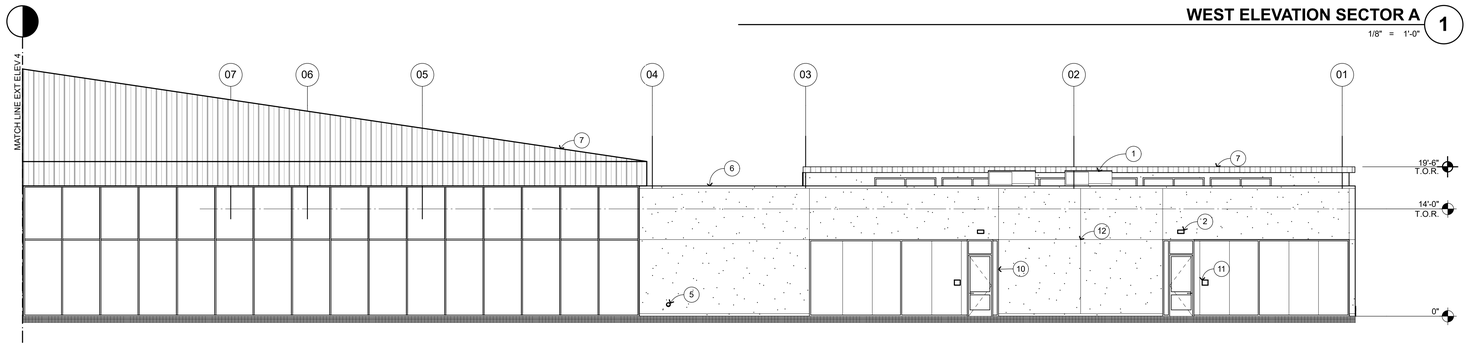

NORTH ELEVATION SECTOR A 2

1/8" = 1'-0"

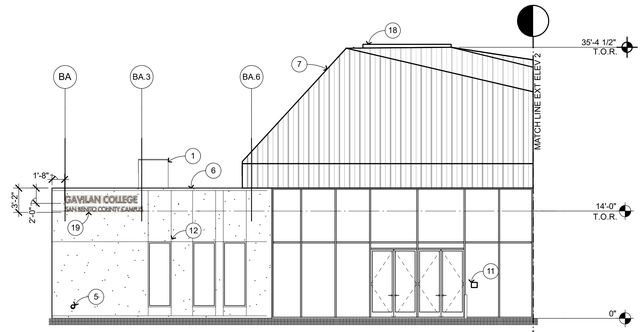

WEST ELEVATION SECTOR B 4

1/8" = 1'-0"

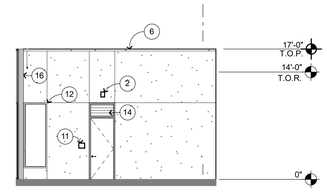

WEST ELEVATON SECTOR B 3

1/8" = 1'-0"

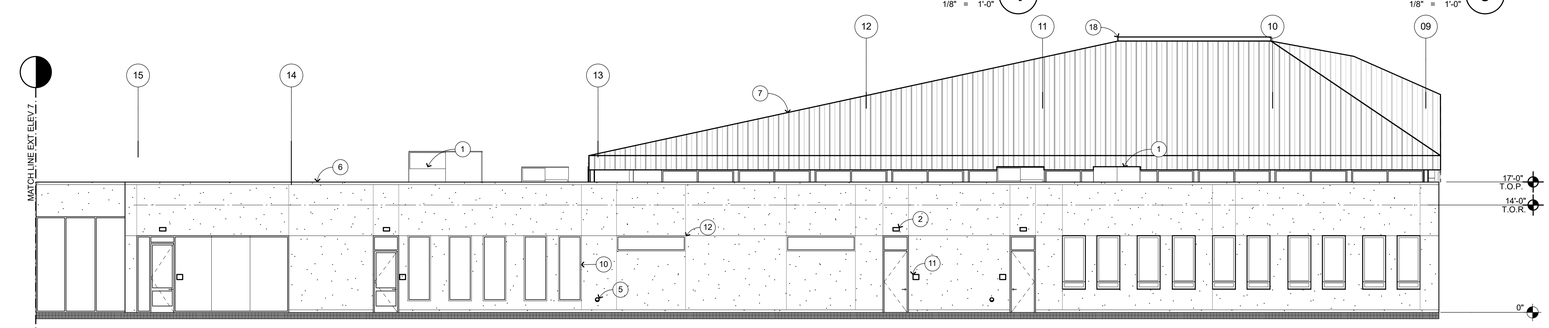

NORTH ELEVATION SECTOR B 5

1/8" = 1'-0"

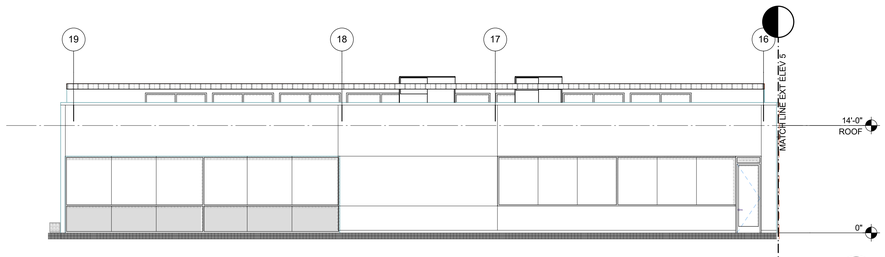

NORTH ELEVATON SECTOR C 6

SIMILAR TO OPPOSITE SIDE W/O E.J.

1/8" = 1'-0"

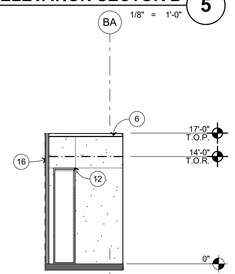

NORTH ELEVATION SECTOR C 7

1/8" = 1'-0"

EXTERIOR ELEVATION KEYNOTES

NOT ALL KEYNOTES MAY APPLY TO THIS SHEET

1. MECH. ITEM / FIXTURE, PLUMBING, S.M.D.
2. ELECTRICAL/ LIGHTING ITEM, S.E.D.
3. STRUCTURAL ITEM, S.S.D.
4. RAIN WATER LEADER, SEE FLOOR PLAN
5. ROOF DRAIN OVERFLOW, SEE FLOOR PLAN — 25 / A-9.8
6. ROOF COPING AT PARAPET, SEE ROOF PLAN — 8 / A-9.6
7. PREFORMED METAL ROOF, SEE ROOF PLAN
8. VERTICAL METAL SUN SCREEN, S.S.D. — 4 / A-9.7; 9 / A-9.7
9. SUNSHADE CANOPY, SEE RCP — 4 / A-9.7
10. STOREFRONT, SEE FLOOR PLAN
11. SIGNAGE, SEE A.G-2.1
12. CONTROL JOINTS AT CEMENT PLASTER, TYP — 5 / A-9.1
13. ROOF SKYLIGHT, SEE ROOF PLAN
14. LOUVER, SEE DOOR SCHEDULE SHEET A-8.1
15. EXTERIOR BENCH, S.L.D.
16. EXPANSION JOINT AND COVER, S.S.D. — 20 / A-9.1
17. PLANTING METAL SCREEN (GREEN WALL), S.L.D.
18. ROOF SKYLIGHT — 15 / A-9.5; 2 / A-4.1.2
19. BUILDING SIGN, S.E.D. — 13 / A-9.7
20. ROOF ACCESS LADDER — 19 / A-9.6

EXTERIOR ELEVATION GENERAL NOTES

1. NOTES AND SYMBOLS ARE TO APPLY AT ALL AREAS OF SIMILAR GRAPHIC REPRESENTATION. SUCH INDICATIONS MAY BE LIMITED TO PROMOTE CLARITY OR AVOID REDUNDANCY. NO LIMITATION OF APPLICATION SHALL BE CONSTRUED WITHOUT SPECIFIC NOTATION.
2. ALL PENETRATIONS THROUGH EXTERIOR ROOF AND WALLS, AND FLOORS SHALL BE FLASHED AND SEALED WEATHER TIGHT. ALL PENETRATIONS THROUGH THE BUILDING INSULATION ENVELOPE SHALL BE PACKED WITH INSULATION.
3. PROVIDE OPENING FLASHINGS AT ALL WINDOWS, DOORS, LOUVERS AND SIMILAR WALL OPENINGS PER — 29 / A-9.1
4. PROVIDE CEMENT PLASTER CONTROL JOINTS AS INDICATED AND AS FOLLOWS: PROVIDE CONTROL JOINTS SO THAT THE MAXIMUM DISTANCE BETWEEN JOINTS, VERTICALLY OR HORIZONTALLY DOES NOT EXCEED 12'-0"; ALL CEMENT PLASTER "PANELS" SHALL BE DEFINED BY FOUR STRAIGHT AND UNINTERRUPTED EDGES; PROVIDE JOINTS AS REQUIRED TO AVOID INSIDE CORNERS IN ANY INDIVIDUAL PANEL.
5. REFER TO MECHANICAL DRAWINGS FOR REGISTERS AND VENTS NOT OTHERWISE SHOWN.
6. REFER TO ELECTRICAL DRAWINGS FOR HORNS, SPEAKERS, PULL STATIONS AND OTHER FEATURES NOT OTHERWISE SHOWN.

EXTERIOR ELEVATION LEGEND

SEE FINISH SCHEDULE ON SHEET A-8.X FOR FINISH INFORMATION

XX1 — XX1 REFERS TO EXTERIOR FINISH CODE SEE BELOW.

PLASTER CONTROL JOINT, TYP — 5 / A-9.1

CP1 CP2 CEMENT PLASTER — 5 / A-9.1

CMU1 SPLIT-FACE CMU AT TRASH ENCLOSURE

KEYPLAN

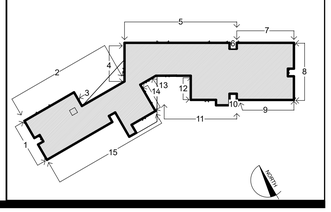

QUATTROCCHI KWOK ARCHITECTS

Main:
636 Fifth Street, Santa Rosa, CA 95404
East Bay:
55 Harrison Street, Suite 525,
Oakland, CA 94607
(707) 576-0829

LICENSED ARCHITECT
AARON JOBSON
LICENSE # C30620
EXP. OCTOBER 31, 2023
STATE OF CALIFORNIA

SIGNED: FEBRUARY 04, 2022

Gensler

45 Fremont Street
Suite 1500
San Francisco, CA 94105
United States

Tel 415.433.3700
Fax 415.836.4599

GAVILAN COLLEGE

NEW COLLEGE CAMPUS

505 FAIRVIEW ROAD
HOLLISTER, CA 95023

GAVILAN JOINT COMMUNITY COLLEGE DISTRICT

DSA APP NO.	01-119906
ARCH PROJECT NO:	1897.00
DRAWN BY:	
DRAWING SCALE:	
PTN: N/A	FILE NO: 43-C4

DSA SUBMITTAL

FEBRUARY 04, 2022

SHEET TITLE

EXTERIOR ELEVATIONS ENLARGED

SHEET NUMBER

A-5.2

BIMcloud: archiserver - BIMcloud Basic for ARCHICAD 22/1897.00 GAVILAN COLLEGE 2/2/2022; 1:13 PM

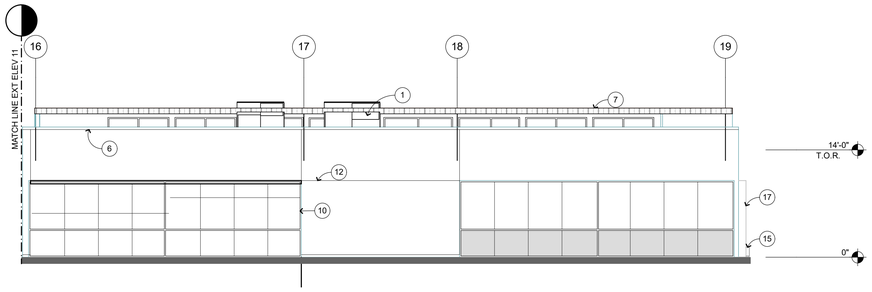

SOUTH ELEVATION SECTOR C 9
1/8" = 1'-0"

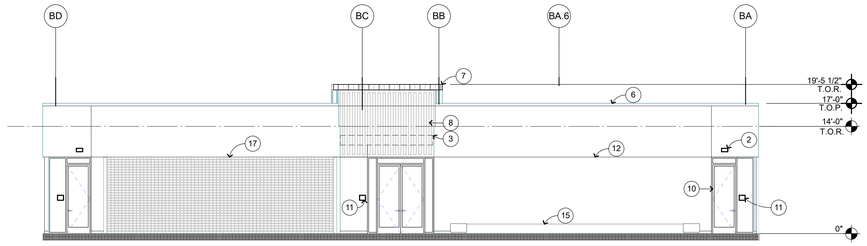

EAST ELEVATION SECTOR C 8
1/8" = 1'-0"

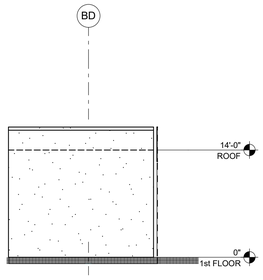

SOUTH ELEVATION SECTOR B 10
1/8" = 1'-0"

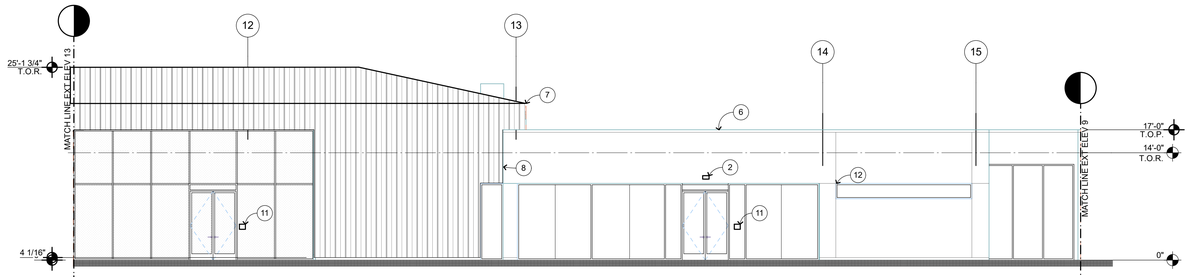

SOUTH ELEVATION SECTOR B 11
1/8" = 1'-0"

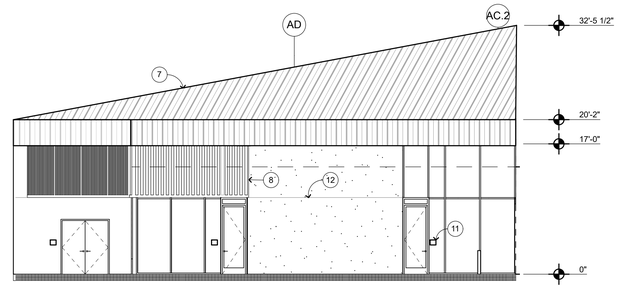

SOUTH-WEST ELEVATION SECTOR B 14
1/8" = 1'-0"

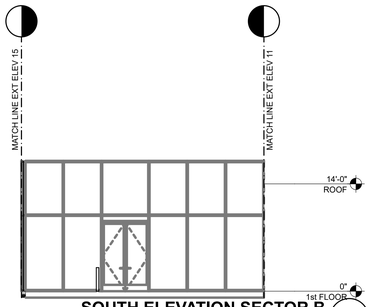

SOUTH ELEVATION SECTOR B 13
1/8" = 1'-0"

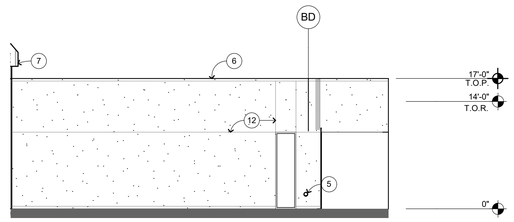

SOUTHEAST ELEVATION SECTOR B 12
1/8" = 1'-0"

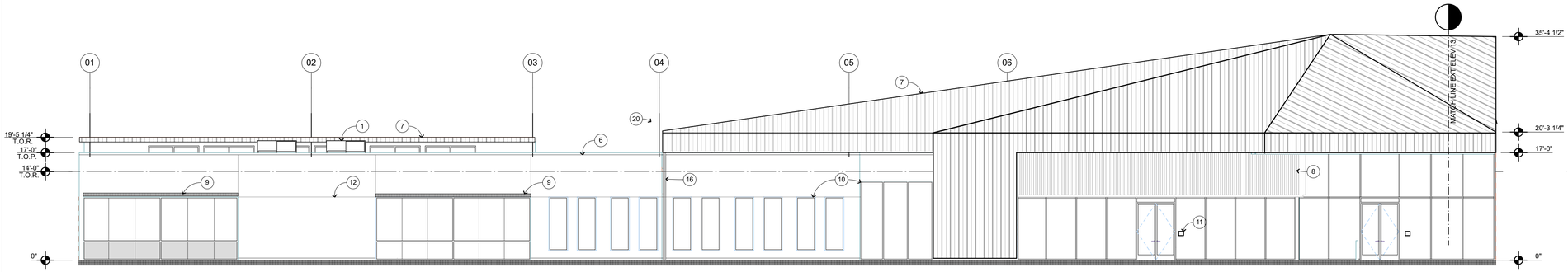

SOUTH ELEVATION SECTOR A 15
1/8" = 1'-0"

EXTERIOR ELEVATION KEYNOTES

NOT ALL KEYNOTES MAY APPLY TO THIS SHEET

1. MECH. ITEM / FIXTURE, PLUMBING, S.M.D.
2. ELECTRICAL/ LIGHTING ITEM, S.E.D.
3. STRUCTURAL ITEM, S.S.D.
4. RAIN WATER LEADER, SEE FLOOR PLAN
5. ROOF DRAIN OVERFLOW, SEE FLOOR PLAN (25 / A-9.6)
6. ROOF COPING AT PARAPET, SEE ROOF PLAN (8 / A-9.6)
7. PREFORMED METAL ROOF, SEE ROOF PLAN
8. VERTICAL METAL SUN SCREEN, S.S.D. (4 / A-9.7) (9 / A-9.7)
9. SUNSHADE CANOPY, SEE RCP (4 / A-9.7)
10. STOREFRONT, SEE FLOOR PLAN
11. SIGNAGE, SEE A.G-2.1
12. CONTROL JOINTS AT CEMENT PLASTER, TYP (5 / A-9.1)
13. ROOF SKYLIGHT, SEE ROOF PLAN
14. LOUVER, SEE DOOR SCHEDULE SHEET A-8.1
15. EXTERIOR BENCH, S.L.D.
16. EXPANSION JOINT AND COVER, S.S.D. (20 / A-9.1)
17. PLANTING METAL SCREEN (GREEN WALL), S.L.D.
18. ROOF SKYLIGHT (15 / A-9.5) (2 / A-4.1.2)
19. BUILDING SIGN, S.E.D. (13 / A-9.7)
20. ROOF ACCESS LADDER (19 / A-9.6)

EXTERIOR ELEVATION GENERAL NOTES

1. NOTES AND SYMBOLS ARE TO APPLY AT ALL AREAS OF SIMILAR GRAPHIC REPRESENTATION. SUCH INDICATIONS MAY BE LIMITED TO PROMOTE CLARITY OR AVOID REDUNDANCY. NO LIMITATION OF APPLICATION SHALL BE CONSTRUED WITHOUT SPECIFIC NOTATION.
2. ALL PENETRATIONS THROUGH EXTERIOR ROOF AND WALLS, AND FLOORS SHALL BE FLASHED AND SEALED WEATHER TIGHT. ALL PENETRATIONS THROUGH THE BUILDING INSULATION ENVELOPE SHALL BE PACKED WITH INSULATION.
3. PROVIDE OPENING FLASHINGS AT ALL WINDOWS, DOORS, LOUVERS AND SIMILAR WALL OPENINGS PER (29 / A-9.1)
4. PROVIDE CEMENT PLASTER CONTROL JOINTS AS INDICATED AND AS FOLLOWS: PROVIDE CONTROL JOINTS SO THAT THE MAXIMUM DISTANCE BETWEEN JOINTS, VERTICALLY OR HORIZONTALLY DOES NOT EXCEED 12'-0"; ALL CEMENT PLASTER "PANELS" SHALL BE DEFINED BY FOUR STRAIGHT AND UNINTERRUPTED EDGES; PROVIDE JOINTS AS REQUIRED TO AVOID INSIDE CORNERS IN ANY INDIVIDUAL PANEL.
5. REFER TO MECHANICAL DRAWINGS FOR REGISTERS AND VENTS NOT OTHERWISE SHOWN.
6. REFER TO ELECTRICAL DRAWINGS FOR HORNS, SPEAKERS, PULL STATIONS AND OTHER FEATURES NOT OTHERWISE SHOWN.

EXTERIOR ELEVATION LEGEND

SEE FINISH SCHEDULE ON SHEET A-8.X FOR FINISH INFORMATION

XX1 — XX1 REFERS TO EXTERIOR FINISH CODE SEE BELOW.

PLASTER CONTROL JOINT, TYP (5 / A-9.1)

CP1 CP2 — CEMENT PLASTER (5 / A-9.1)

CMU1 — SPLIT-FACE CMU AT TRASH ENCLOSURE

KEYPLAN

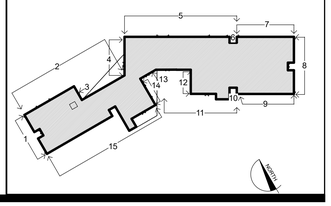

QUATTROCCHI KWOK ARCHITECTS
Main:
636 Fifth Street, Santa Rosa, CA 95404
East Bay:
55 Harrison Street, Suite 525,
Oakland, CA 94607
(707) 576-0829

LICENSED ARCHITECT
AARON JOBSON
LICENSE # C30620
EXP OCTOBER 31, 2022
STATE OF CALIFORNIA

SIGNED: FEBRUARY 04, 2022

Gensler
45 Fremont Street
Suite 1500
San Francisco, CA 94105
United States
Tel 415.433.3700
Fax 415.836.4599

GAVILAN COLLEGE

NEW COLLEGE CAMPUS

505 FAIRVIEW ROAD
HOLLISTER, CA 95023

GAVILAN JOINT COMMUNITY COLLEGE DISTRICT

DSA APP NO. 01-119906
ARCH PROJECT NO: 1897.00
DRAWN BY:
DRAWING SCALE:
PTN: N/A FILE NO: 43-C4

DSA SUBMITTAL
FEBRUARY 04, 2022

SHEET TITLE

EXTERIOR ELEVATIONS ENLARGED

SHEET NUMBER

A-5.3

BIMcloud: archiserver - BIMcloud Basic for ARCHICAD 22/1897.00 GAVILAN COLLEGE 2/2/2022;1:16 PM

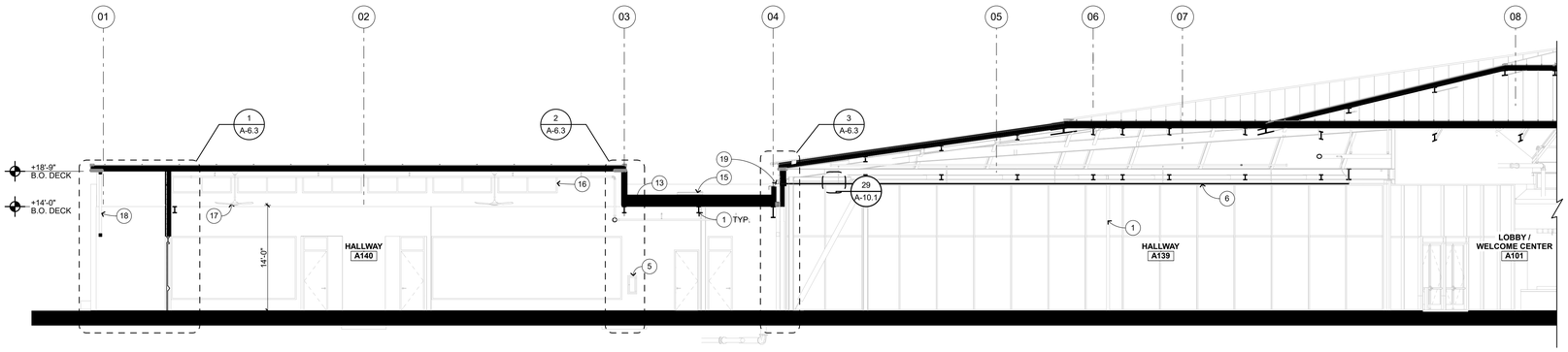

BUILDING SECTION 'A' 1

1/8" = 1'-0"

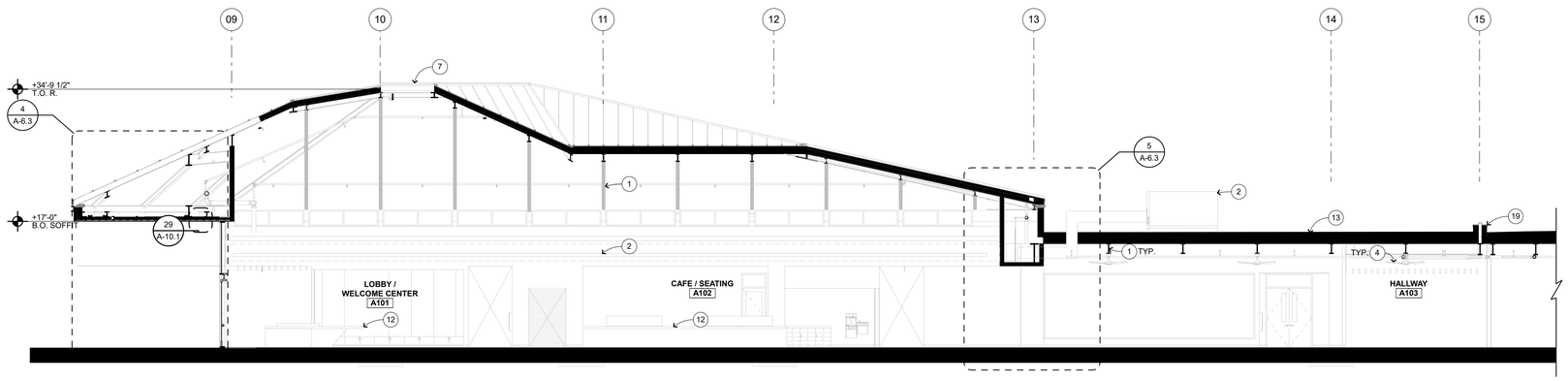

BUILDING SECTION 'B' 2

1/8" = 1'-0"

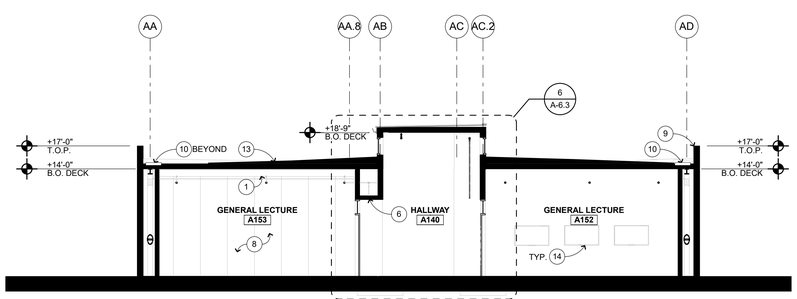

BUILDING SECTION 'D' 4

1/8" = 1'-0"

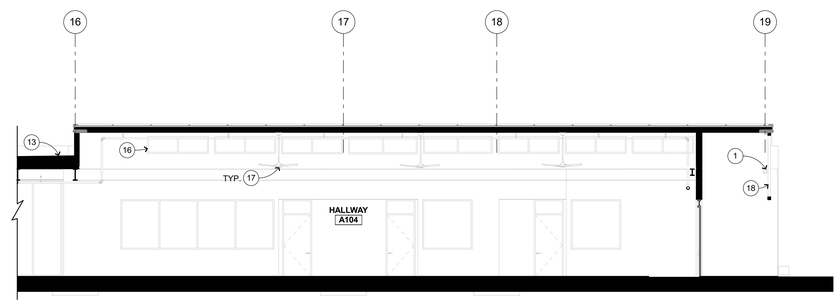

BUILDING SECTION 'C' 3

1/8" = 1'-0"

SECTION KEYNOTES

NOT ALL KEYNOTES MAY APPLY TO THIS SHEET

1. STRUCTURAL ITEM, S.S.D.
2. MECHANICAL ITEM, S.M.D.
3. PLUMBING ITEM / FIXTURE, S.P.D.
4. ELECTRICAL ITEM, S.E.D.
5. FIRE RISER/ FIRE SPRINKLERS, S.F.D
6. CEILING SYSTEM. SEE RCP AND DET. A-10.1
7. SKYLIGHT, SEE ROOF PLAN
8. FOLDING PARTITION WALL, SEE FLOOR PLAN AND DOOR SCHEDULE
9. PARAPET & COPING, SEE ROOF PLAN
10. ROOF DRAIN & OVERFLOW, IN-WALL, SEE RCP, ROOF, & S.C.D.
11. SUNSHADE CANOPY, SEE RCP.
12. CASEWORK, SEE INTERIOR ELEVATIONS
13. ROOFING ASSEMBLY O/ TAPERED INSULATION, SEE ROOF PLAN
14. DISPLAY MONITOR S.E.D.
15. ROOF ACCESS HATCH, SEE ROOF PLAN
16. CLERESTORY WINDOW, SEE ROOF PLAN
17. CEILING FAN, S.E.D., RCP
18. SUNSHADE SCREEN, SEE EXT. ELEVS.
19. SEISMIC JOINT, S.S.D.
20. WOODEN SCREEN
21. FIRE EXTINGUISHER

SECTION GENERAL NOTES

1. NOTES AND SYMBOLS ARE TO APPLY AT ALL AREAS OF SIMILAR GRAPHIC REPRESENTATION. SUCH INDICATIONS MAY BE LIMITED TO PROMOTE CLARITY OR AVOID REDUNDANCY. NO LIMITATION OF APPLICATION SHALL BE CONSTRUED WITHOUT SPECIFIC NOTATION.
2. ALL PENETRATIONS THROUGH EXTERIOR ROOF AND WALLS, AND FLOORS SHALL BE FLASHED AND SEALED WEATHER TIGHT. ALL PENETRATIONS THROUGH THE BUILDING INSULATION ENVELOPE SHALL BE PACKED WITH INSULATION.
3. PROVIDE OPENING FLASHINGS AT ALL WINDOWS, DOORS, LOUVERS AND SIMILAR WALL OPENINGS PER DETAIL
4. PROVIDE FIRESTOPPING AT CONCEALED SPACES, INCLUDING BETWEEN STAIR STRINGERS & BETWEEN STUDS WITH STAIR RUN, FURRED SPACES, CEILING/FLOOR LEVELS AND 10'-0" INTERVALS ALONG LENGTHS OF WALL, SOFFITS, DROP CEILINGS, AND COVE CEILINGS PER CBC 718.
5. REFER TO INTERIOR ELEVATIONS FOR WALL FINISHES AND INFORMATION NOT SHOWN, TYPICAL.
6. REFER TO FLOOR PLAN FOR FLOOR FINISHES, TYPICAL.
7. REFER TO REFLECTED CEILING PLAN FOR CEILING FINISHES, TYPICAL.
8. REFER TO MECHANICAL DRAWINGS FOR REGISTERS AND VENTS NOT OTHERWISE SHOWN.
9. REFER TO ELECTRICAL DRAWINGS FOR HORNS, SPEAKERS, PULL STATIONS AND OTHER FEATURES NOT OTHERWISE SHOWN.

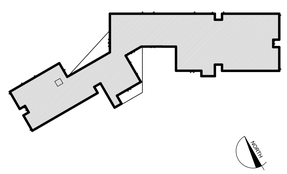

QUATTROCCHI KWOK ARCHITECTS
Main:
636 Fifth Street, Santa Rosa, CA 95404
East Bay:
55 Harrison Street, Suite 525,
Oakland, CA 94607
(707) 576-0829

LICENSED ARCHITECT
AARON JOBSON
LICENSE # C30620
EXP OCTOBER 31, 2023
STATE OF CALIFORNIA

SIGNED: FEBRUARY 04, 2022

Gensler
45 Fremont Street
Suite 1500
San Francisco, CA 94105
United States
Tel 415.433.3700
Fax 415.836.4599

GAVILAN COLLEGE

NEW COLLEGE CAMPUS

505 FAIRVIEW ROAD
HOLLISTER, CA 95023

GAVILAN JOINT COMMUNITY COLLEGE DISTRICT

DSA APP NO. 01-119906

ARCH PROJECT NO: 1897.00
DRAWN BY: *fill out manualy ea sheet!*
DRAWING SCALE: 1/8" = 1'-0"
PTN: N/A FILE NO: 43-C4

DSA SUBMITTAL

FEBRUARY 04, 2022

SHEET TITLE

BUILDING SECTIONS

SHEET NUMBER

A-6.1

BIMcloud: archiserver - BIMcloud Basic for ARCHICAD 22/1897.00 GAVILAN COLLEGE 2/2/2022; 1:24 PM

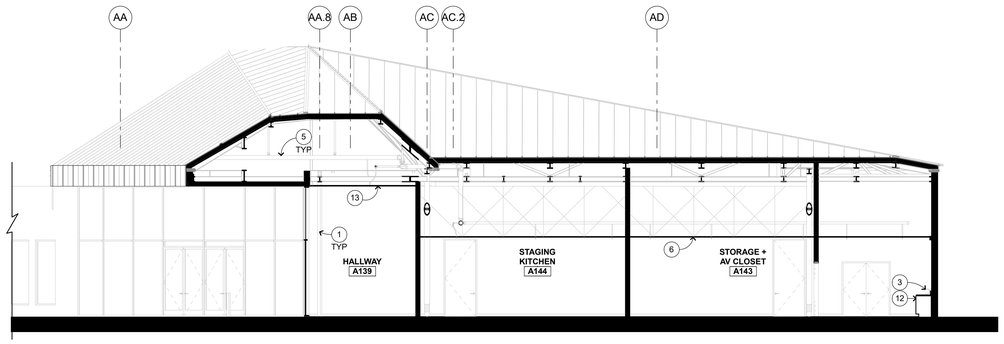

BUILDING SECTION 'F' 2
1/8" = 1'-0"

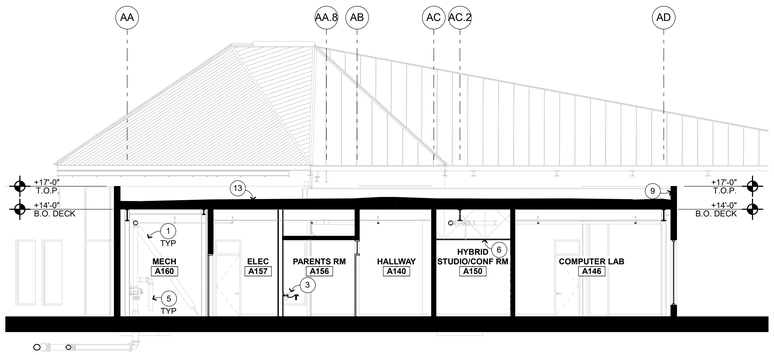

BUILDING SECTION 'E' 1
1/8" = 1'-0"

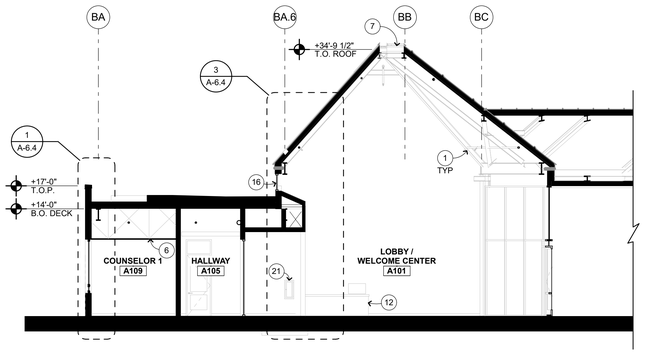

BUILDING SECTION 'H' 4
1/8" = 1'-0"

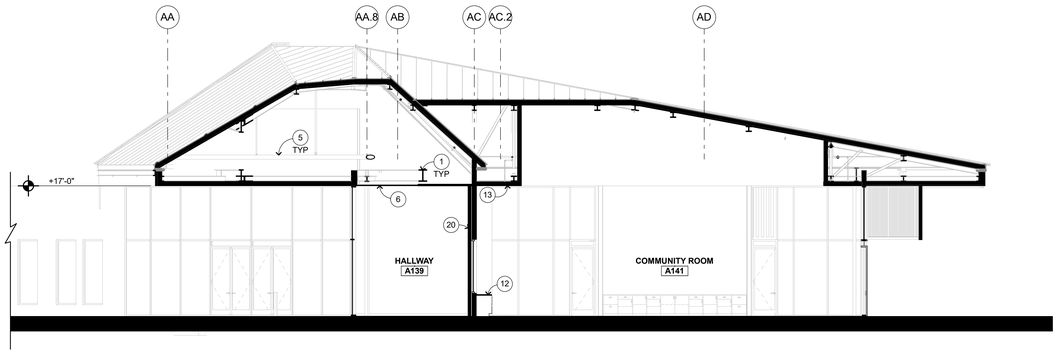

BUILDING SECTION 'G' 3
1/8" = 1'-0"

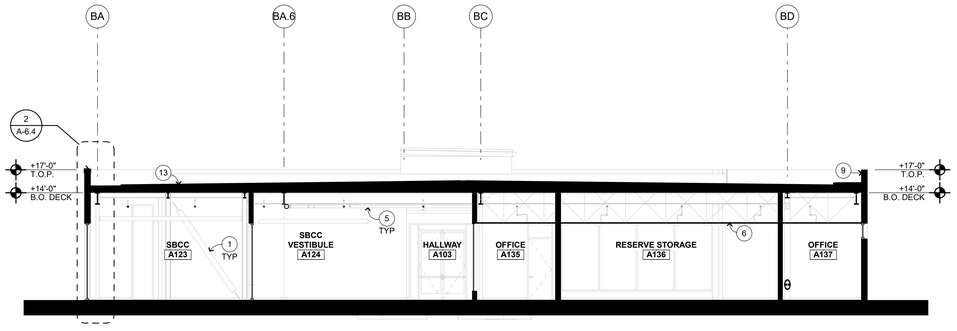

BUILDING SECTION 'K' 6
1/8" = 1'-0"

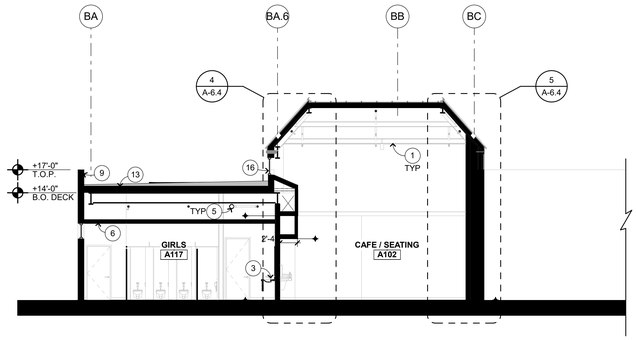

BUILDING SECTION 'J' 5
1/8" = 1'-0"

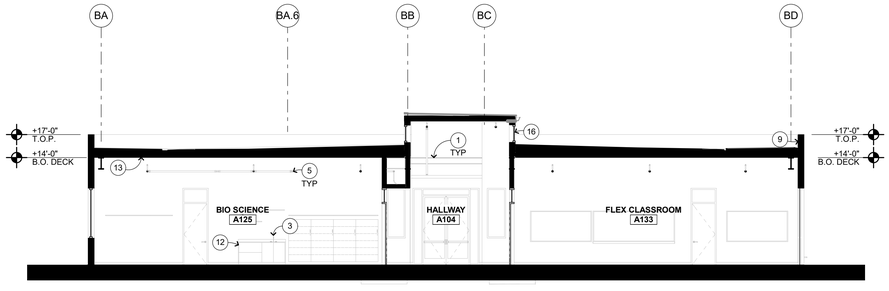

BUILDING SECTION 'L' 7
1/8" = 1'-0"

SECTION KEYNOTES

NOT ALL KEYNOTES MAY APPLY TO THIS SHEET

1. STRUCTURAL ITEM, S.S.D.
2. MECHANICAL ITEM, S.M.D.
3. PLUMBING ITEM / FIXTURE, S.P.D.
4. ELECTRICAL ITEM, S.E.D.
5. FIRE RISER/ FIRE SPRINKLERS, S.F.D
6. CEILING SYSTEM. SEE RCP AND DET. A-10.1
7. SKYLIGHT, SEE ROOF PLAN
8. FOLDING PARTITION WALL, SEE FLOOR PLAN AND DOOR SCHEDULE
9. PARAPET & COPING, SEE ROOF PLAN
10. ROOF DRAIN & OVERFLOW, IN-WALL, SEE RCP, ROOF, & S.C.D.
11. SUNSHADE CANOPY, SEE RCP.
12. CASEWORK, SEE INTERIOR ELEVATIONS
13. ROOFING ASSEMBLY O/ TAPERED INSULATION, SEE ROOF PLAN
14. DISPLAY MONITOR S.E.D.
15. ROOF ACCESS HATCH, SEE ROOF PLAN
16. CLERESTORY WINDOW, SEE ROOF PLAN
17. CEILING FAN, S.E.D., RCP
18. SUNSHADE SCREEN, SEE EXT. ELEVS.
19. SEISMIC JOINT, S.S.D.
20. WOODEN SCREEN
21. FIRE EXTINGUISHER

SECTION GENERAL NOTES

1. NOTES AND SYMBOLS ARE TO APPLY AT ALL AREAS OF SIMILAR GRAPHIC REPRESENTATION. SUCH INDICATIONS MAY BE LIMITED TO PROMOTE CLARITY OR AVOID REDUNDANCY. NO LIMITATION OF APPLICATION SHALL BE CONSTRUED WITHOUT SPECIFIC NOTATION.
2. ALL PENETRATIONS THROUGH EXTERIOR ROOF AND WALLS, AND FLOORS SHALL BE FLASHED AND SEALED WEATHER TIGHT. ALL PENETRATIONS THROUGH THE BUILDING INSULATION ENVELOPE SHALL BE PACKED WITH INSULATION.
3. PROVIDE OPENING FLASHINGS AT ALL WINDOWS, DOORS, LOUVERS AND SIMILAR WALL OPENINGS PER DETAIL
4. PROVIDE FIRESTOPPING AT CONCEALED SPACES, INCLUDING BETWEEN STAIR STRINGERS & BETWEEN STUDS WITH STAIR RUN, FURRED SPACES, CEILING/FLOOR LEVELS AND 10'-0" INTERVALS ALONG LENGTHS OF WALL, SOFFITS, DROP CEILINGS, AND COVE CEILINGS PER CBC 718.
5. REFER TO INTERIOR ELEVATIONS FOR WALL FINISHES AND INFORMATION NOT SHOWN, TYPICAL.
6. REFER TO FLOOR PLAN FOR FLOOR FINISHES, TYPICAL.
7. REFER TO REFLECTED CEILING PLAN FOR CEILING FINISHES, TYPICAL.
8. REFER TO MECHANICAL DRAWINGS FOR REGISTERS AND VENTS NOT OTHERWISE SHOWN.
9. REFER TO ELECTRICAL DRAWINGS FOR HORNS, SPEAKERS, PULL STATIONS AND OTHER FEATURES NOT OTHERWISE SHOWN.

KEYPLAN

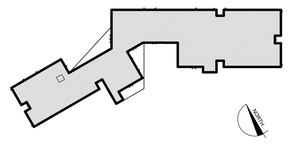

QUATTROCCHI KWOK
ARCHITECTS
Main:
636 Fifth Street, Santa Rosa, CA 95404
East Bay:
55 Harrison Street, Suite 525,
Oakland, CA 94607
(707) 576-0829

LICENSED ARCHITECT
AARON JOBSON
LICENSE # C30620
EXP OCTOBER 31, 2022
STATE OF CALIFORNIA

SIGNED: FEBRUARY 04, 2022

Gensler
45 Fremont Street
Suite 1500
San Francisco, CA 94105
United States
Tel 415.433.3700
Fax 415.836.4599

GAVILAN COLLEGE

NEW COLLEGE CAMPUS

505 FAIRVIEW ROAD
HOLLISTER, CA 95023

GAVILAN JOINT
COMMUNITY
COLLEGE DISTRICT

DSA APP NO. 01-119906

ARCH PROJECT NO: 1897.00
DRAWN BY:
DRAWING SCALE:
PTN: N/A FILE NO: 43-C4

DSA SUBMITTAL
FEBRUARY 04, 2022

SHEET TITLE

BUILDING SECTIONS

SHEET NUMBER

A-6.2

BIMcloud: archiserver - BIMcloud Basic for ARCHICAD 22/1897.00 GAVILAN COLLEGE:2/2/2022;1:25 PM

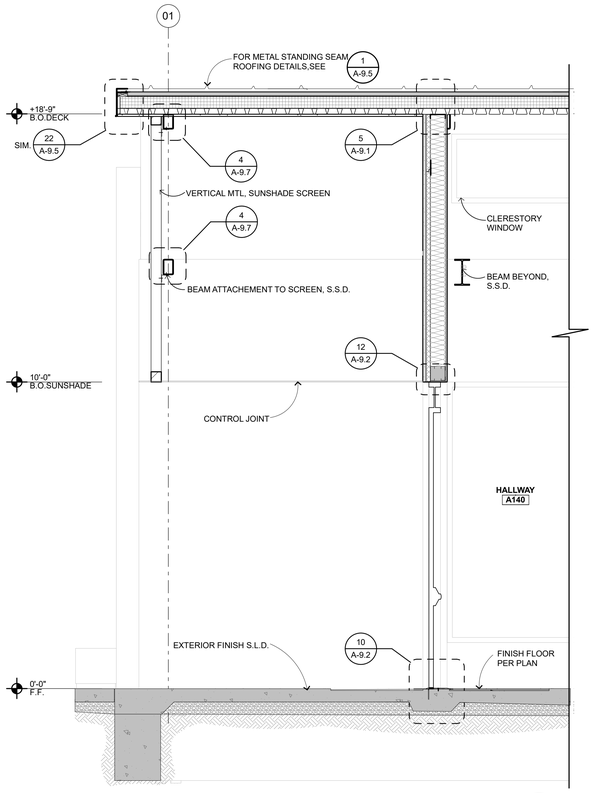

WALL SECTION 1
1/2" = 1'-0"

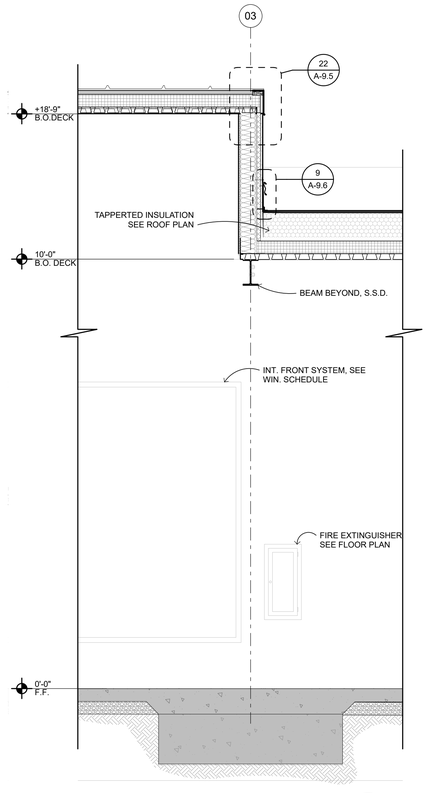

WALL SECTION 2
1/2" = 1'-0"

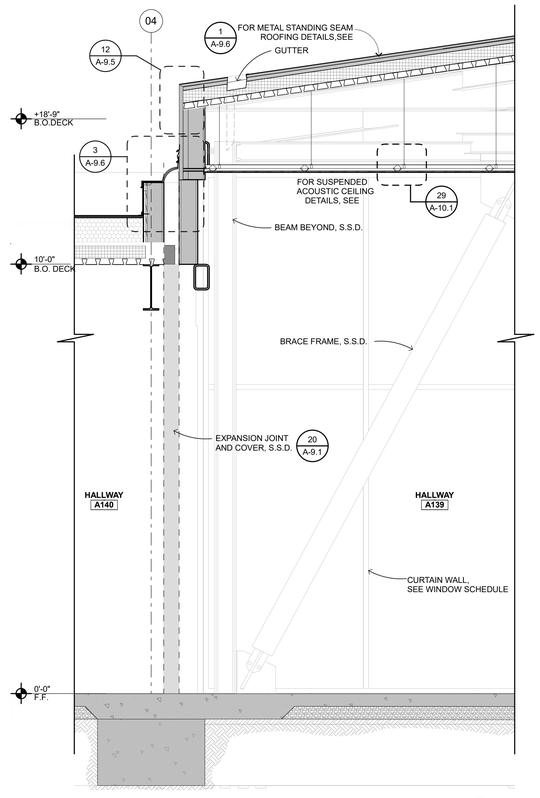

WALL SECTION 3
1/2" = 1'-0"

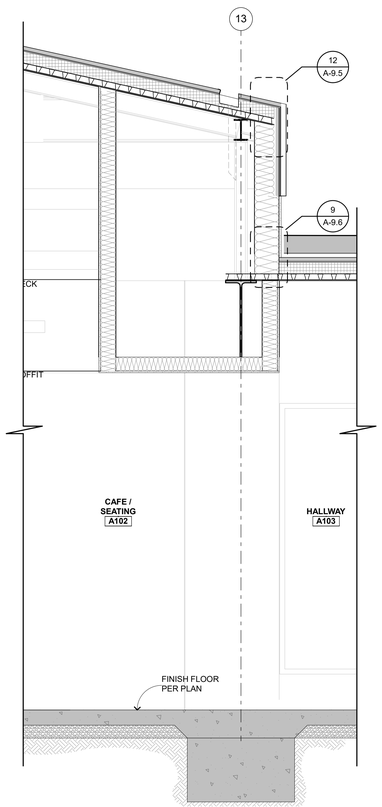

WALL SECTION 5
1/2" = 1'-0"

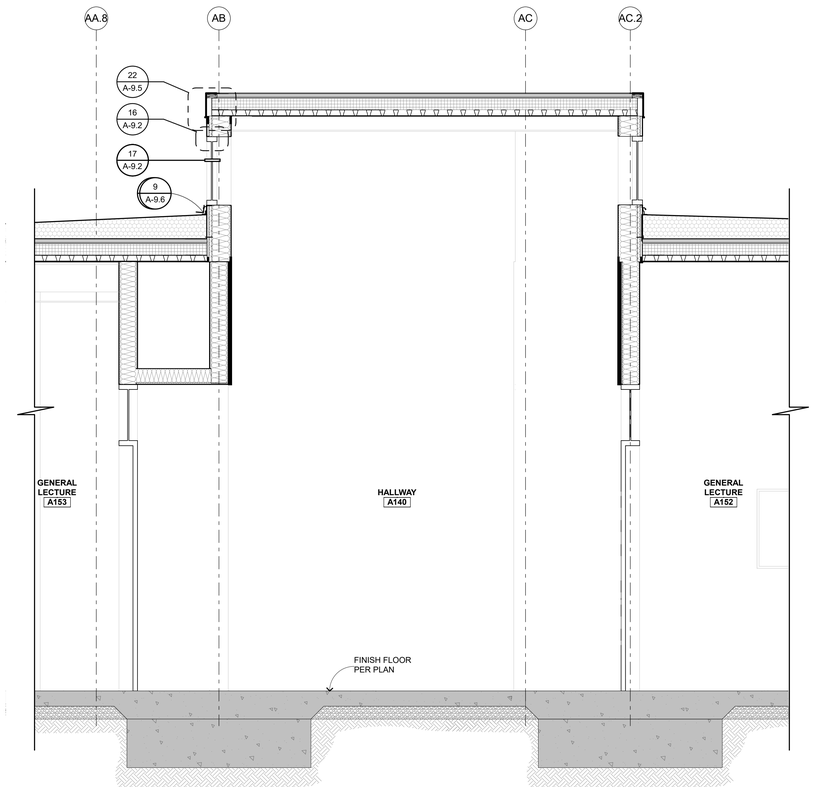

WALL SECTION 6
1/2" = 1'-0"

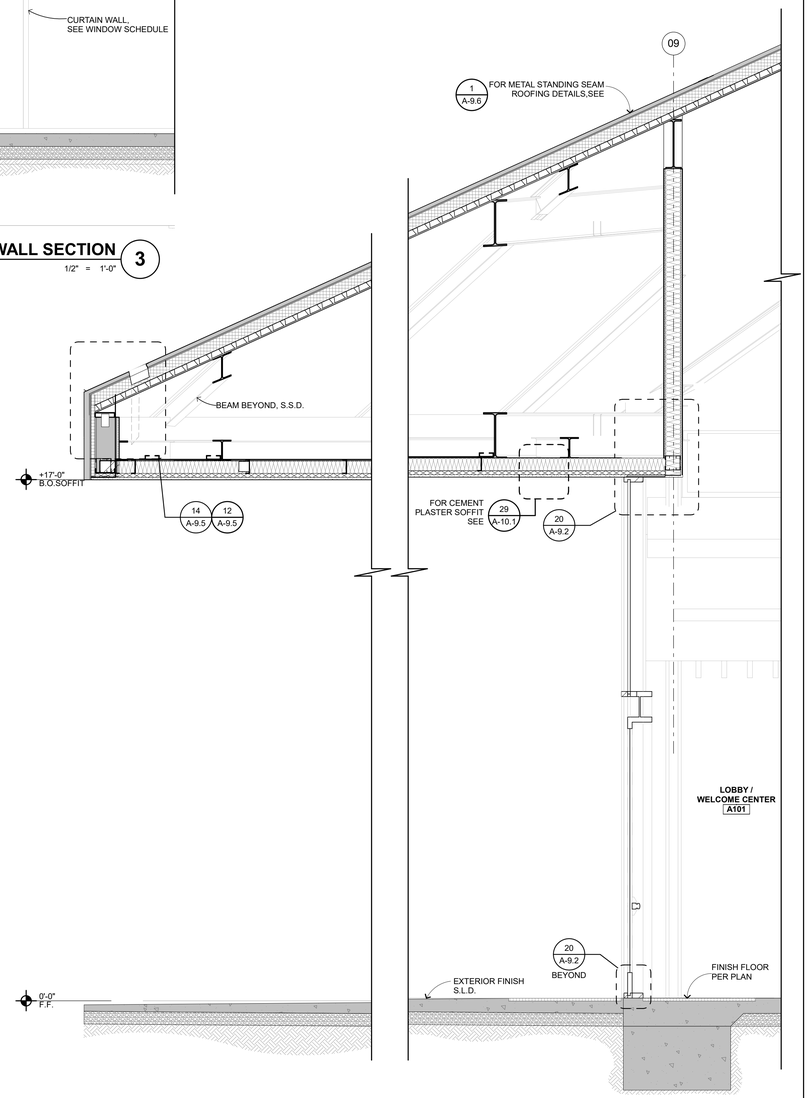

WALL SECTION 4
1/2" = 1'-0"

QUATTROCCHI KWOK ARCHITECTS
Main:
636 Fifth Street, Santa Rosa, CA 95404
East Bay:
55 Harrison Street, Suite 525,
Oakland, CA 94607
(707) 576-0829

LICENSED ARCHITECT
AARON JOBSON
LICENSE # C30620
EXP OCTOBER 31, 2022
STATE OF CALIFORNIA

SIGNED: FEBRUARY 04, 2022

Gensler
45 Fremont Street
Suite 1500
San Francisco, CA 94105
United States
Tel 415.433.3700
Fax 415.836.4599

GAVILAN COLLEGE

NEW COLLEGE CAMPUS

505 FAIRVIEW ROAD
HOLLISTER, CA 95023

GAVILAN JOINT COMMUNITY COLLEGE DISTRICT

DSA APP NO. 01-119906

ARCH PROJECT NO: 1897.00
DRAWN BY:
DRAWING SCALE:
PTN: N/A FILE NO: 43-C4

DSA SUBMITTAL
FEBRUARY 04, 2022

SHEET TITLE

WALL SECTIONS

SHEET NUMBER

A-6.3

BIMcloud: archiserver - BIMcloud Basic for ARCHICAD 22/1897.00 GAVILAN COLLEGE 2/2/2022 1:28 PM

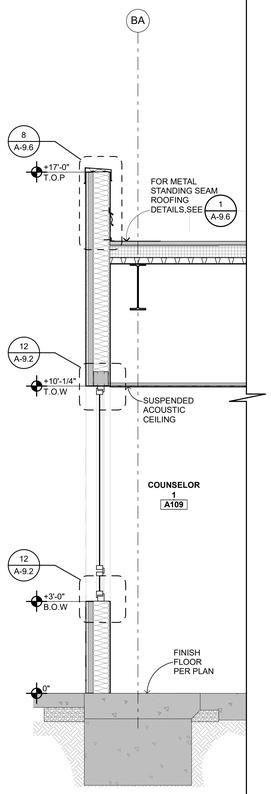

WALL SECTION 1
1/2" = 1'-0"

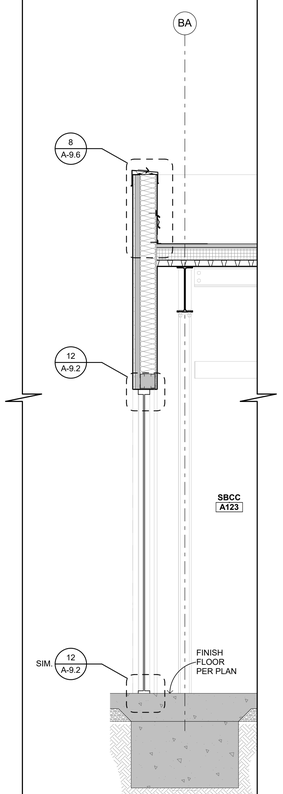

WALL SECTION 2
1/2" = 1'-0"

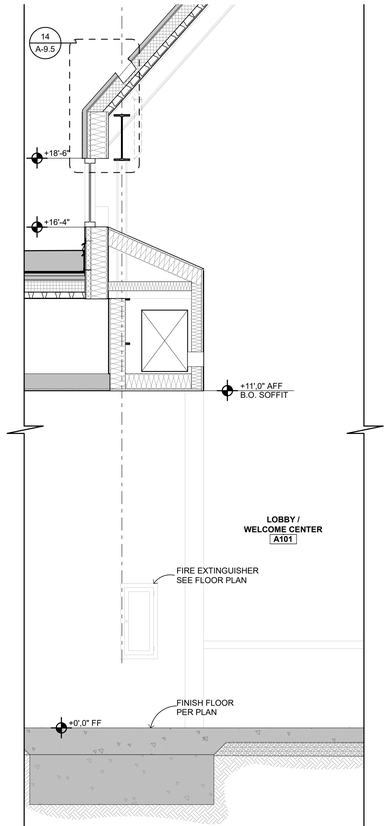

WALL SECTION 3
1/2" = 1'-0"

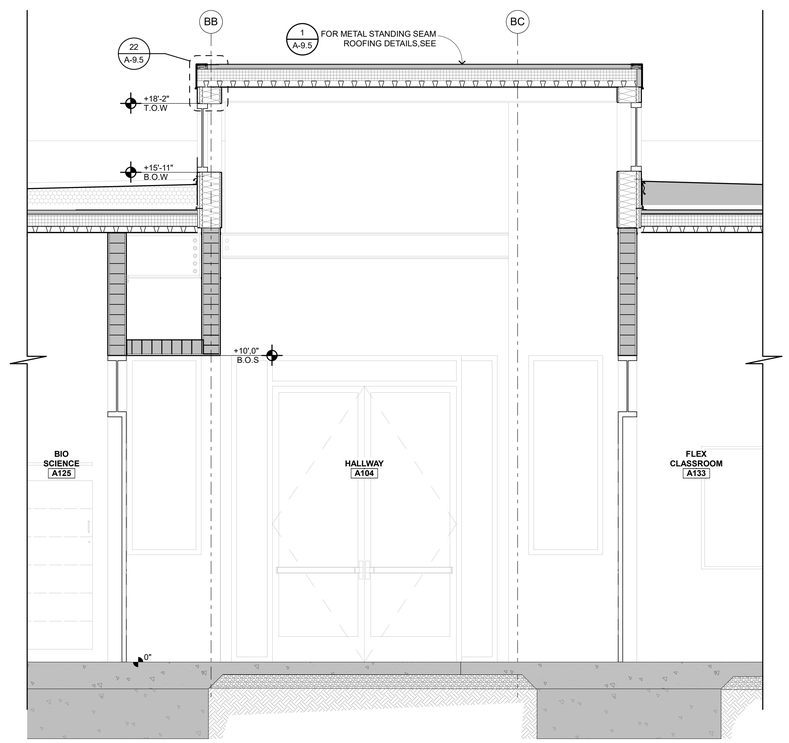

WALL SECTION 6
1/2" = 1'-0"

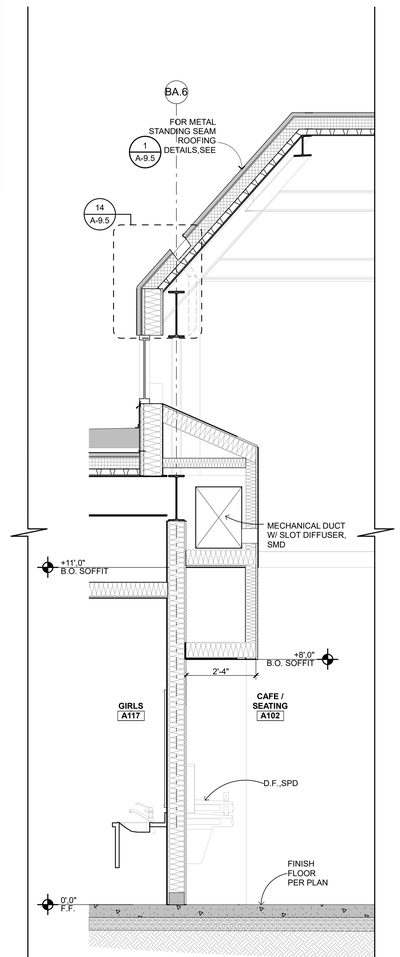

WALL SECTION 4
1/2" = 1'-0"

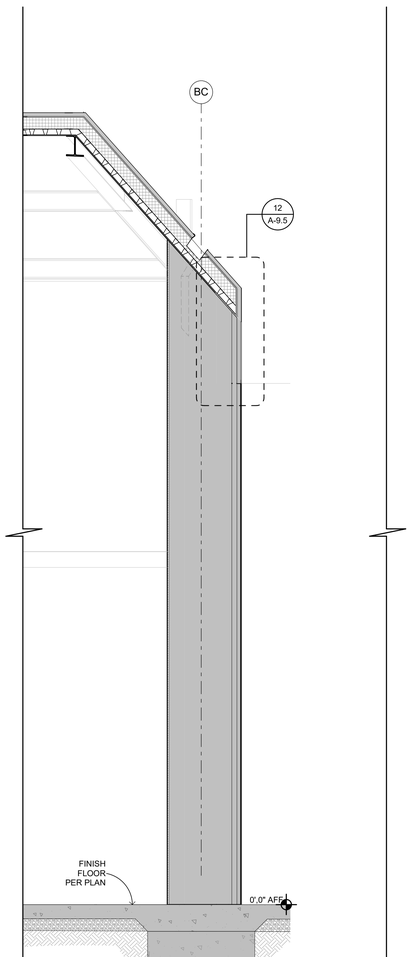

WALL SECTION 5
1/2" = 1'-0"

QUATTROCCHI KWOK
ARCHITECTS
Main:
636 Fifth Street, Santa Rosa, CA 95404
East Bay:
55 Harrison Street, Suite 525,
Oakland, CA 94607
(707) 576-0829

LICENSED ARCHITECT
AARON JOBSON
LICENSE # C30620
EXP OCTOBER 31, 2023
STATE OF CALIFORNIA

SIGNED: FEBRUARY 04, 2022

Gensler
45 Fremont Street
Suite 1500
San Francisco, CA 94105
United States
Tel 415.433.3700
Fax 415.836.4599

GAVILAN COLLEGE

NEW COLLEGE CAMPUS

505 FAIRVIEW ROAD
HOLLISTER, CA 95023

GAVILAN JOINT
COMMUNITY
COLLEGE DISTRICT

DSA APP NO. 01-119906
ARCH PROJECT NO: 1897.00
DRAWN BY:
DRAWING SCALE:
PTN: N/A FILE NO: 43-C4

DSA SUBMITTAL
FEBRUARY 04, 2022

SHEET TITLE

WALL SECTIONS

SHEET NUMBER

A-6.4

BIMcloud: archiserver - BIMcloud Basic for ARCHICAD 22/1897.00 GAVILAN COLLEGE 2/2/2022, 1:28 PM

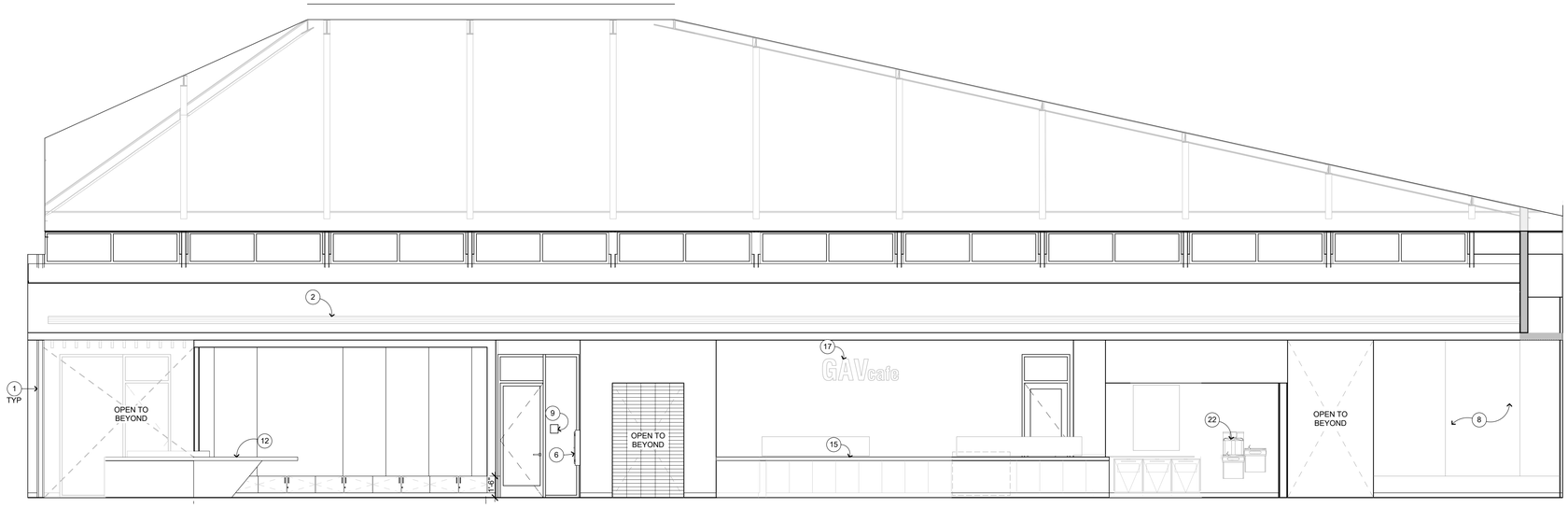

NORTH

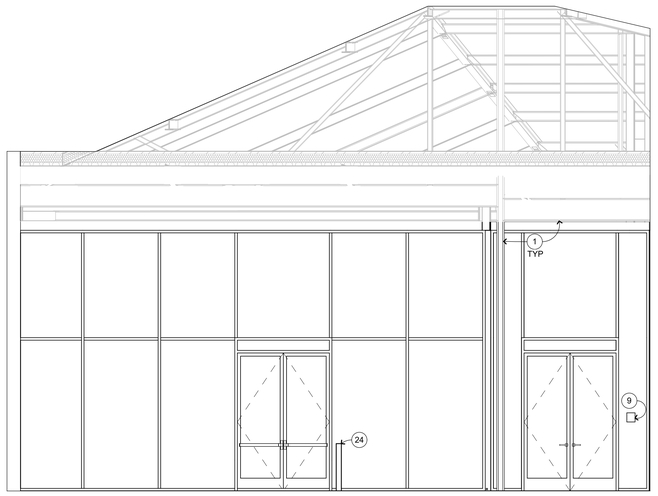

SOUTHWEST

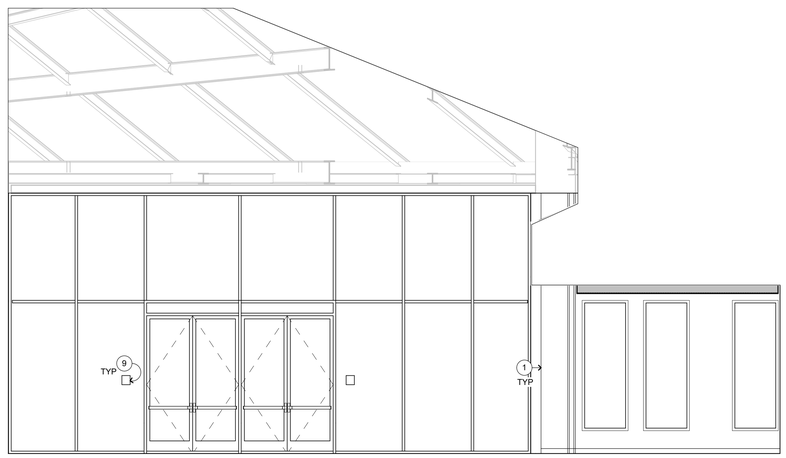

WEST



EAST

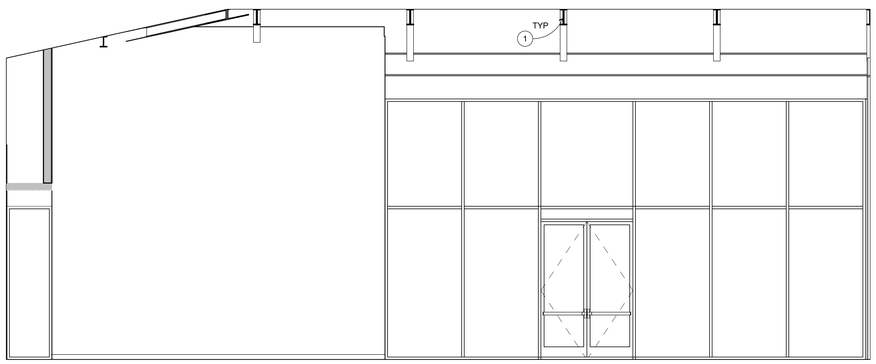

SOUTH

LOBBY-WELCOME CENTER & CAFE-SEATING | A101 & A102

1/4" = 1'-0" | A-A

INTERIOR ELEVATION KEYNOTES

NOT ALL KEYNOTES MAY APPLY TO THIS SHEET

1. STRUCTURAL ITEM, S.S.D.
2. MECHANICAL ITEM, S.M.D.
3. PLUMBING FIXTURE, S.P.D.
4. ELECTRICAL ITEM, S.E.D.
5. ROOF ACCESS LADDER, SEE DETAIL 19/A-9.6
6. FIRE EXTINGUISHER CABINET, SEMI-RECESSED — 17/A-9.4
7. ACCESSIBLE CASEWORK, SEE ENLARGED PLANS
8. MARKERBOARD, SEE 25/A-10.2
9. SIGNAGE, S.A.G.D.
10. WOOD SCREEN AT COMMUNITY ROOM, SEE 8/A-10.2
11. MONITOR SCREEN, SEE AV PLANS
12. CASEWORK, SEE 26/A-10.2 27/A-10.2
13. WINDOW SHADE, SEE WINDOW SCHEDULE AND — 28/A-10.2 29/A-10.2
14. EXPANSION JOINT AND COVER, S.S.D. SEE SHEET A-9.1
15. MIRROR AT SINK, SEE — 20/A-10.2
16. TOILET PARTITION, SEE 12/A-10.2 FOR MOUNTING 1/A-10.2
17. WALL GRAPHICS
18. LINEAR ACOUSTICAL PANELS & LIGHTING, SEE RCP 22/A-10.1
19. DISPLAY GLASS WALL, SEE FLOOR PLAN
20. SCREEN MONITOR RECESSED AND FLUSHED WITH ACOUSTICAL PANELS
21. CLOCK SPEAKER SYSTEM, S.E.D.
22. HYDRATION STATION, SEE DETAIL 7/A-10.2
23. CLERESTORY WINDOW, SEE WINDOW SCHEDULE
24. BOLLARD, ADA OPEN DOOR PUSH BUTTON.

INTERIOR ELEVATION GENERAL NOTES

1. NOTES AND SYMBOLS ARE TO APPLY AT ALL AREAS OF SIMILAR GRAPHIC REPRESENTATION. SUCH INDICATIONS MAY BE LIMITED TO PROMOTE CLARITY OR AVOID REDUNDANCY. NO LIMITATION OF APPLICATION SHALL BE CONSTRUED WITHOUT SPECIFIC NOTATION.
2. REFER TO MECHANICAL DRAWINGS FOR REGISTERS AND VENTS NOT OTHERWISE SHOWN.
3. REFER TO ELECTRICAL DRAWINGS FOR HORNS, SPEAKERS, PULL STATIONS AND OTHER FEATURES NOT OTHERWISE SHOWN.
4. TYPICAL MOUNTING HEIGHTS OF ACCESSIBLE ELEMENTS AT ACCESSIBLE FIXTURES SEE — 1/A-10.2
5. FLUSH VALVE HANDLES SHALL BE LOCATED AT THE WIDE SIDE OF ACCESSIBLE STALL.
6. FLOORING & BASE SHALL EXTEND UNDER ACCESSIBLE SINK/LAVATORY BASE CABINETS TO THE WALL. WATER SUPPLY AND DRAIN PIPES ACCESSIBLE UNDER LAVATORIES SHALL BE INSULATED OR OTHERWISE COVERED. THERE SHALL BE NO SHARP OR ABRASIVE SURFACES UNDER LAVATORIES.
7. PROVIDE SOLID BLOCKING FOR CABINET, ACCESSORY, OR EQUIPMENT MOUNTING 14/A-10.2
8. FOR FINISHES SEE FINISH PLAN AND SCHEDULE ON SHEETS A-8.4, A-8.5, A-8.6, A-8.7

QUATTROCCHI KWOK ARCHITECTS

Main:
636 Fifth Street, Santa Rosa, CA 95404
East Bay:
55 Harrison Street, Suite 525,
Oakland, CA 94607

(707) 576-0829

LICENSED ARCHITECT
AARON JOBSON
LICENSE # C30620
EXP OCTOBER 31, 2023
STATE OF CALIFORNIA

SIGNED: FEBRUARY 04, 2022

Gensler

45 Fremont Street
Suite 1500
San Francisco, CA 94105
United States

Tel 415.433.3700
Fax 415.836.4599

GAVILAN COLLEGE

NEW COLLEGE CAMPUS

505 FAIRVIEW ROAD
HOLLISTER, CA 95023

GAVILAN JOINT COMMUNITY COLLEGE DISTRICT

DSA APP NO. 01-119906

ARCH PROJECT NO: 1897.00

DRAWN BY:

DRAWING SCALE:

PTN: N/A FILE NO: 43-C4

DSA SUBMITTAL

FEBRUARY 04, 2022

SHEET TITLE

INTERIOR ELEVATIONS

SHEET NUMBER

A-7.1

BIMcloud: archiserver - BIMcloud Basic for ARCHICAD 22/1897.00 GAVILAN COLLEGE 2/2/2022 1:20 PM

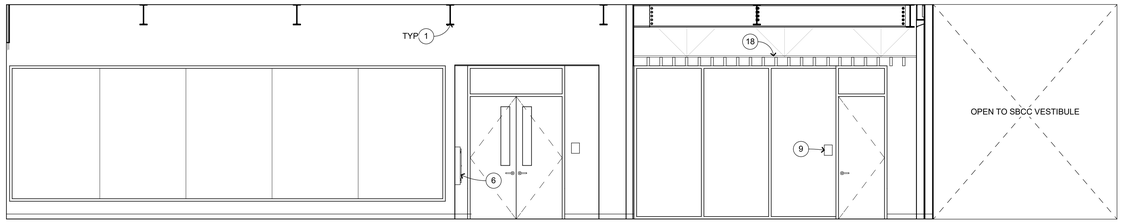

NORTH

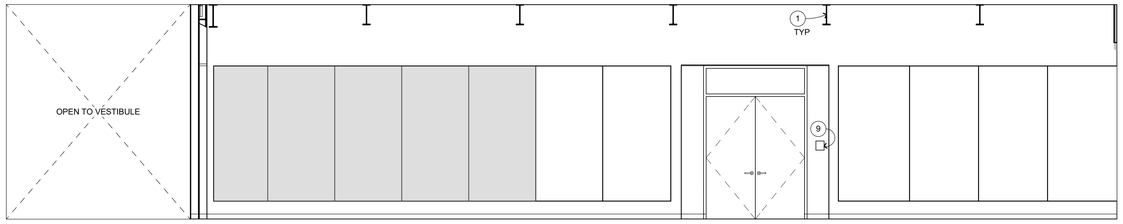

SOUTH

SOFFIT **A103**

1/4" = 1'-0" A-A

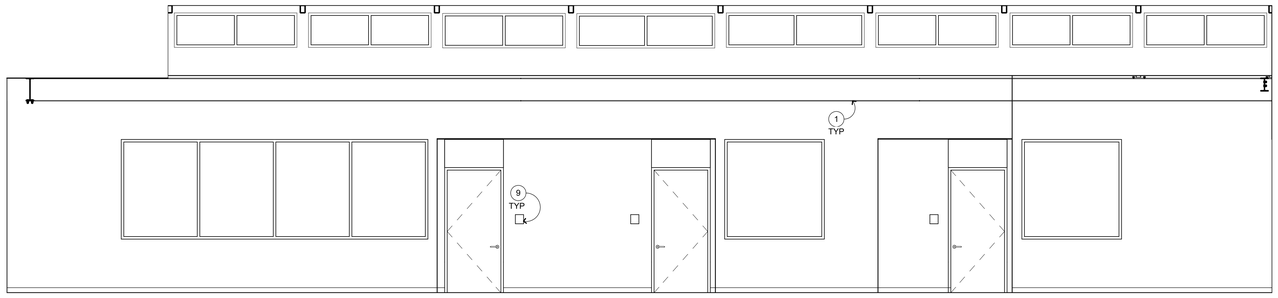

NORTH

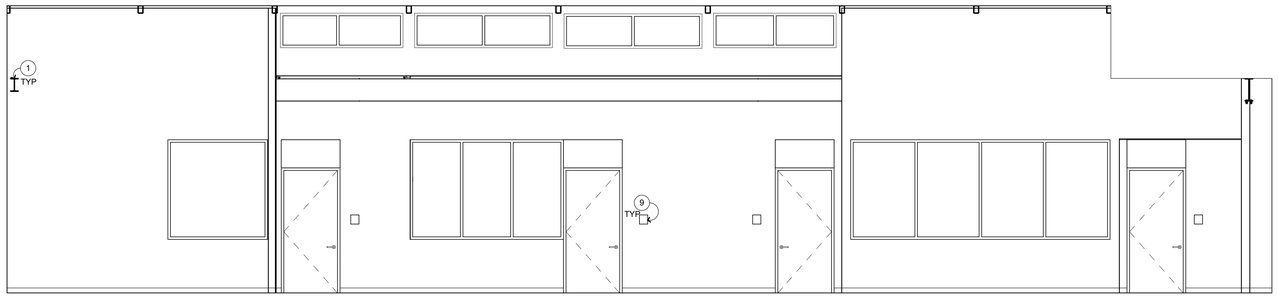

SOUTH

HALLWAY **A104**

1/4" = 1'-0" A-A

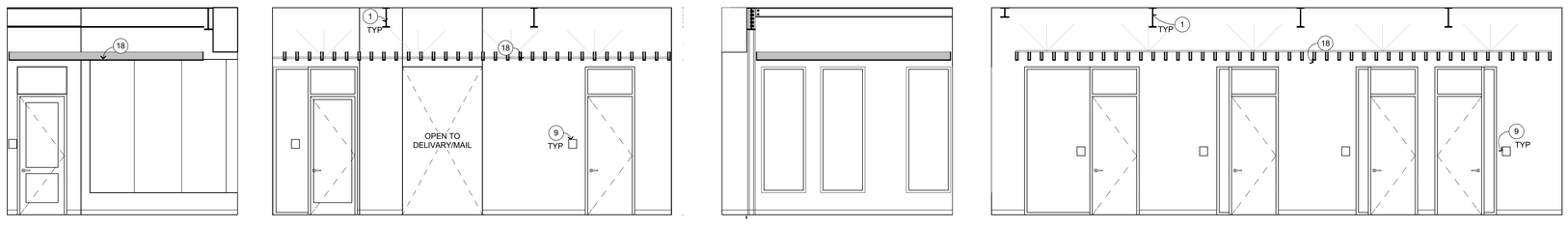

EAST SOUTH WEST NORTH

HALLWAY **A105**

1/4" = 1'-0" A-A

INTERIOR ELEVATION KEYNOTES

NOT ALL KEYNOTES MAY APPLY TO THIS SHEET

1. STRUCTURAL ITEM, S.S.D.
2. MECHANICAL ITEM, S.M.D.
3. PLUMBING FIXTURE, S.P.D.
4. ELECTRICAL ITEM, S.E.D.
5. ROOF ACCESS LADDER, SEE DETAIL 19/A-9.6
6. FIRE EXTINGUISHER CABINET, SEMI-RECESSED 17/A-9.4
7. ACCESSIBLE CASEWORK, SEE ENLARGED PLANS
8. MARKERBOARD, SEE 25/A-10.2
9. SIGNAGE, S.A.G.D.
10. WOOD SCREEN AT COMMUNITY ROOM, SEE 8/A-10.2
11. MONITOR SCREEN, SEE AV PLANS
12. CASEWORK, SEE 26/A-10.2 27/A-10.2
13. WINDOW SHADE, SEE WINDOW SCHEDULE AND 28/A-10.2 29/A-10.2
14. EXPANSION JOINT AND COVER, S.S.D. SEE SHEET A-9.1
15. MIRROR AT SINK, SEE 20/A-10.2
16. TOILET PARTITION, SEE 12/A-10.2 FOR MOUNTING 1/A-10.2
17. WALL GRAPHICS
18. LINEAR ACOUSTICAL PANELS & LIGHTING, SEE RCP 22/A-10.1
19. DISPLAY GLASS WALL, SEE FLOOR PLAN
20. SCREEN MONITOR RECESSED AND FLUSHED WITH ACOUSTICAL PANELS
21. CLOCK SPEAKER SYSTEM, S.E.D.
22. HYDRATION STATION, SEE DETAIL 7/A-10.2
23. CLERESTORY WINDOW, SEE WINDOW SCHEDULE
24. BOLLARD, ADA OPEN DOOR PUSH BUTTON.

INTERIOR ELEVATION GENERAL NOTES

1. NOTES AND SYMBOLS ARE TO APPLY AT ALL AREAS OF SIMILAR GRAPHIC REPRESENTATION. SUCH INDICATIONS MAY BE LIMITED TO PROMOTE CLARITY OR AVOID REDUNDANCY. NO LIMITATION OF APPLICATION SHALL BE CONSTRUED WITHOUT SPECIFIC NOTATION.
2. REFER TO MECHANICAL DRAWINGS FOR REGISTERS AND VENTS NOT OTHERWISE SHOWN.
3. REFER TO ELECTRICAL DRAWINGS FOR HORNS, SPEAKERS, PULL STATIONS AND OTHER FEATURES NOT OTHERWISE SHOWN.
4. TYPICAL MOUNTING HEIGHTS OF ACCESSIBLE ELEMENTS AT ACCESSIBLE FIXTURES SEE 1/A-10.2
5. FLUSH VALVE HANDLES SHALL BE LOCATED AT THE WIDE SIDE OF ACCESSIBLE STALL.
6. FLOORING & BASE SHALL EXTEND UNDER ACCESSIBLE SINK/LAVATORY BASE CABINETS TO THE WALL. WATER SUPPLY AND DRAINPIPES ACCESSIBLE UNDER LAVATORIES SHALL BE INSULATED OR OTHERWISE COVERED. THERE SHALL BE NO SHARP OR ABRASIVE SURFACES UNDER LAVATORIES.
7. PROVIDE SOLID BLOCKING FOR CABINET, ACCESSORY, OR EQUIPMENT MOUNTING 14/A-10.2
8. FOR FINISHES SEE FINISH PLAN AND SCHEDULE ON SHEETS A-8.4, A-8.5, A-8.6, A-8.7

QUATTROCCHI KWOK ARCHITECTS

Main:
636 Fifth Street, Santa Rosa, CA 95404
East Bay:
55 Harrison Street, Suite 525,
Oakland, CA 94607

(707) 576-0829

LICENSED ARCHITECT
AARON JOBSON
LICENSE # C30620
EXP. OCTOBER 31, 2023
STATE OF CALIFORNIA

SIGNED: FEBRUARY 04, 2022

Gensler

45 Fremont Street
Suite 1500
San Francisco, CA 94105
United States

Tel 415.433.3700
Fax 415.836.4599

GAVILAN COLLEGE

NEW COLLEGE CAMPUS

505 FAIRVIEW ROAD
HOLLISTER, CA 95023

GAVILAN JOINT COMMUNITY COLLEGE DISTRICT

DSA APP NO. 01-119906

ARCH PROJECT NO: 1897.00

DRAWN BY:

DRAWING SCALE:

PTN: N/A FILE NO: 43-C4

DSA SUBMITTAL

FEBRUARY 04, 2022

SHEET TITLE

INTERIOR ELEVATIONS

SHEET NUMBER

A-7.2

BIMcloud: archiserver - BIMcloud Basic for ARCHICAD 22/1897.00 GAVILAN COLLEGE 2/2/2022 1:27 PM

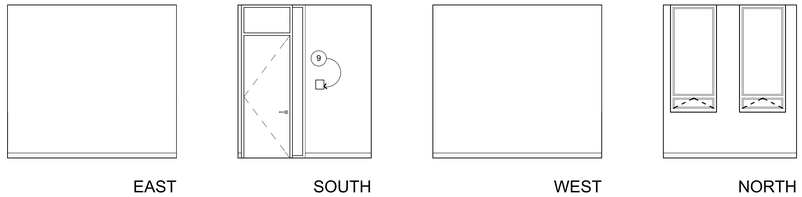

FINANCIAL AID **A107**
1/4" = 1'-0" A-A

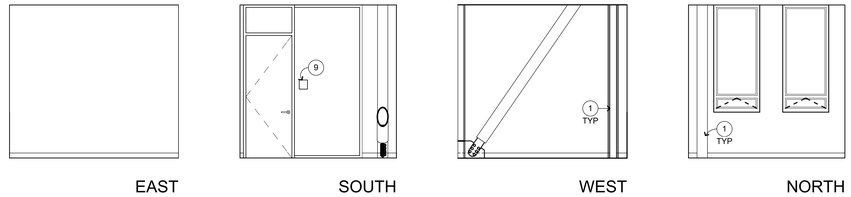

SITE SUPERVISOR **A106**
1/4" = 1'-0" A-A

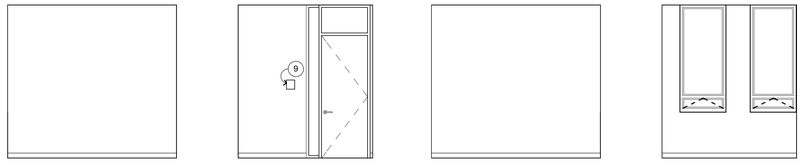

COUNSELOR 1 **A109**
1/4" = 1'-0" A-A

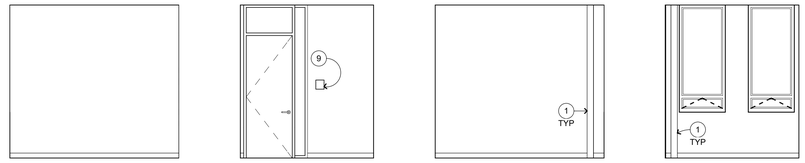

COUNSELOR 2 **A108**
1/4" = 1'-0" A-A

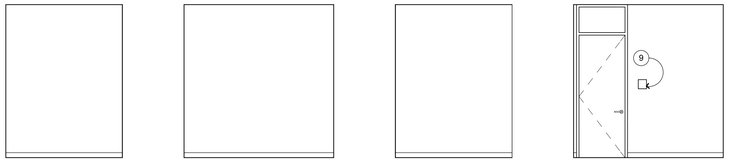

ADMISSION REC **A111**
1/4" = 1'-0" A-A

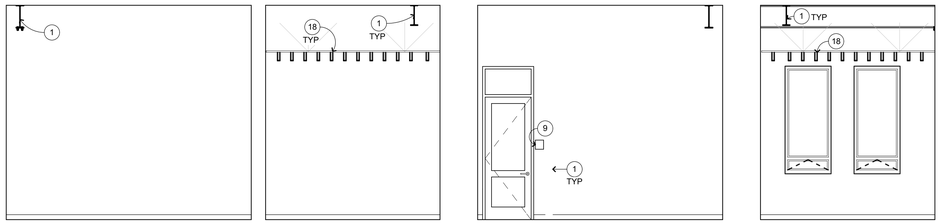

CONFERENCE **A110**
1/4" = 1'-0" A-A

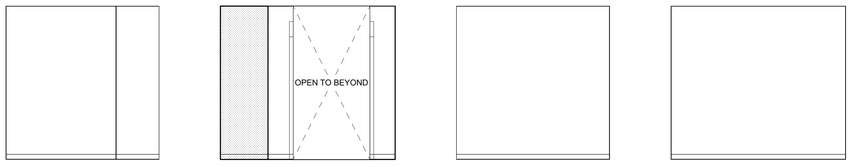

FOOD PANTRY **A113**
1/4" = 1'-0" A-A



DELIVERY-MAIL **A112**
1/4" = 1'-0" A-A

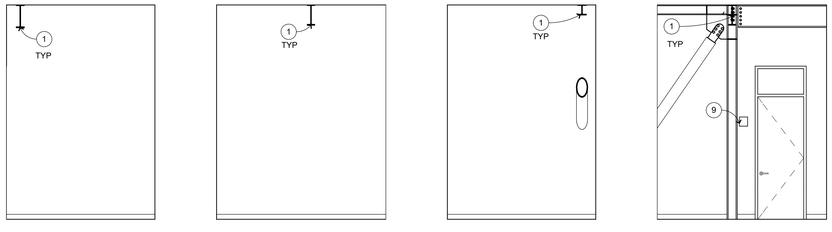

MAINTENANCE **A115**
1/4" = 1'-0" A-A

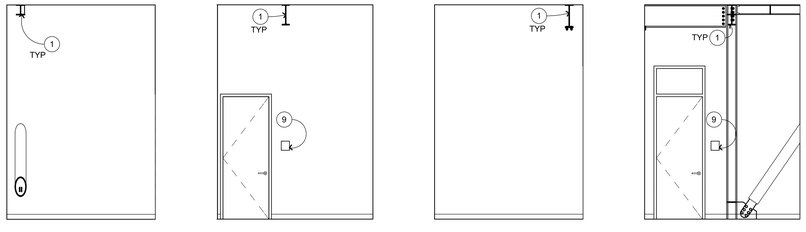

MEP **A114**
1/4" = 1'-0" A-A

INTERIOR ELEVATION KEYNOTES

NOT ALL KEYNOTES MAY APPLY TO THIS SHEET

1. STRUCTURAL ITEM, S.S.D.
2. MECHANICAL ITEM, S.M.D.
3. PLUMBING FIXTURE, S.P.D.
4. ELECTRICAL ITEM, S.E.D.
5. ROOF ACCESS LADDER, SEE DETAIL 19/A-9.6
6. FIRE EXTINGUISHER CABINET, SEMI-RECESSED 17/A-9.4
7. ACCESSIBLE CASEWORK, SEE ENLARGED PLANS
8. MARKERBOARD, SEE 25/A-10.2
9. SIGNAGE, S.A.G.D.
10. WOOD SCREEN AT COMMUNITY ROOM, SEE 8/A-10.2
11. MONITOR SCREEN, SEE AV PLANS
12. CASEWORK, SEE 26/A-10.2 27/A-10.2
13. WINDOW SHADE, SEE WINDOW SCHEDULE AND 28/A-10.2 29/A-10.2
14. EXPANSION JOINT AND COVER, S.S.D. SEE SHEET A-9.1
15. MIRROR AT SINK, SEE 20/A-10.2
16. TOILET PARTITION, SEE 12/A-10.2 FOR MOUNTING 1/A-10.2
17. WALL GRAPHICS
18. LINEAR ACOUSTICAL PANELS & LIGHTING, SEE RCP 22/A-10.1
19. DISPLAY GLASS WALL, SEE FLOOR PLAN
20. SCREEN MONITOR RECESSED AND FLUSHED WITH ACOUSTICAL PANELS
21. CLOCK SPEAKER SYSTEM, S.E.D.
22. HYDRATION STATION, SEE DETAIL 7/A-10.2
23. CLERESTORY WINDOW, SEE WINDOW SCHEDULE
24. BOLLARD, ADA OPEN DOOR PUSH BUTTON.

INTERIOR ELEVATION GENERAL NOTES

1. NOTES AND SYMBOLS ARE TO APPLY AT ALL AREAS OF SIMILAR GRAPHIC REPRESENTATION. SUCH INDICATIONS MAY BE LIMITED TO PROMOTE CLARITY OR AVOID REDUNDANCY. NO LIMITATION OF APPLICATION SHALL BE CONSTRUED WITHOUT SPECIFIC NOTATION.
2. REFER TO MECHANICAL DRAWINGS FOR REGISTERS AND VENTS NOT OTHERWISE SHOWN.
3. REFER TO ELECTRICAL DRAWINGS FOR HORNS, SPEAKERS, PULL STATIONS AND OTHER FEATURES NOT OTHERWISE SHOWN.
4. TYPICAL MOUNTING HEIGHTS OF ACCESSIBLE ELEMENTS AT ACCESSIBLE FIXTURES SEE 1/A-10.2
5. FLUSH VALVE HANDLES SHALL BE LOCATED AT THE WIDE SIDE OF ACCESSIBLE STALL.
6. FLOORING & BASE SHALL EXTEND UNDER ACCESSIBLE SINK/LAVATORY BASE CABINETS TO THE WALL. WATER SUPPLY AND DRAINPIPES ACCESSIBLE UNDER LAVATORIES SHALL BE INSULATED OR OTHERWISE COVERED. THERE SHALL BE NO SHARP OR ABRASIVE SURFACES UNDER LAVATORIES.
7. PROVIDE SOLID BLOCKING FOR CABINET, ACCESSORY, OR EQUIPMENT MOUNTING 14/A-10.2
8. FOR FINISHES SEE FINISH PLAN AND SCHEDULE ON SHEETS A-8.4, A-8.5, A-8.6, A-8.7

QUATTROCCHI KWOK ARCHITECTS
Main:
636 Fifth Street, Santa Rosa, CA 95404
East Bay:
55 Harrison Street, Suite 525, Oakland, CA 94607
(707) 576-0829

LICENSED ARCHITECT
AARON JOBSON
LICENSE # C30620
EXP OCTOBER 31, 2023
STATE OF CALIFORNIA

SIGNED: FEBRUARY 04, 2022

Gensler
45 Fremont Street
Suite 1500
San Francisco, CA 94105
United States
Tel 415.433.3700
Fax 415.836.4599

GAVILAN COLLEGE

NEW COLLEGE CAMPUS

505 FAIRVIEW ROAD
HOLLISTER, CA 95023

GAVILAN JOINT COMMUNITY COLLEGE DISTRICT

DSA APP NO. 01-119906
ARCH PROJECT NO: 1897.00
DRAWN BY:
DRAWING SCALE:
PTN: N/A FILE NO: 43-C4

DSA SUBMITTAL
FEBRUARY 04, 2022

SHEET TITLE

INTERIOR ELEVATIONS

SHEET NUMBER

A-7.3

BIMcloud: archiserver - BIMcloud Basic for ARCHICAD 22/1897.00 GAVILAN COLLEGE 2/2/2022 1:30 PM



EAST SOUTH WEST NORTH

CAFE KITCHEN-BOH **A116**
1/4" = 1'-0" A-A

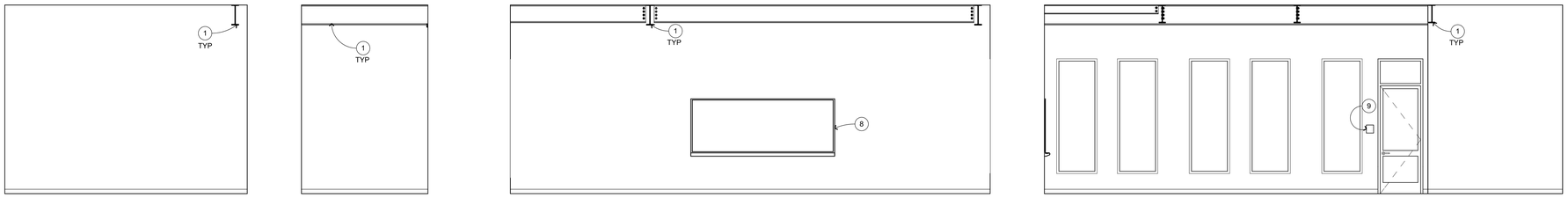

WEST NORTH WEST NORTH

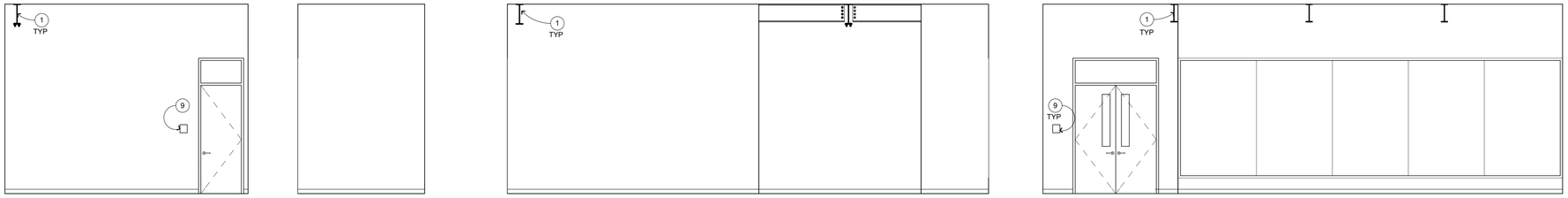

EAST SOUTH EAST SOUTH

STORAGE **A122**
1/4" = 1'-0" A-A

SOFFIT **A103**
1/4" = 1'-0" A-A

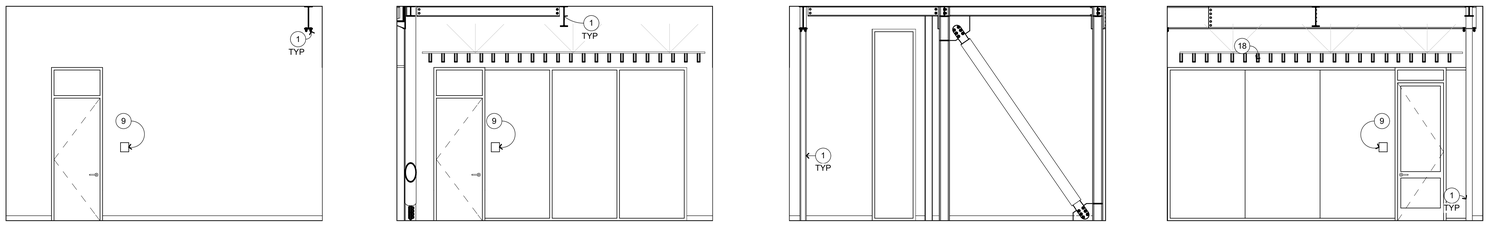

WEST SOUTH EAST NORTH

SBCC **A123**
1/4" = 1'-0" A-A

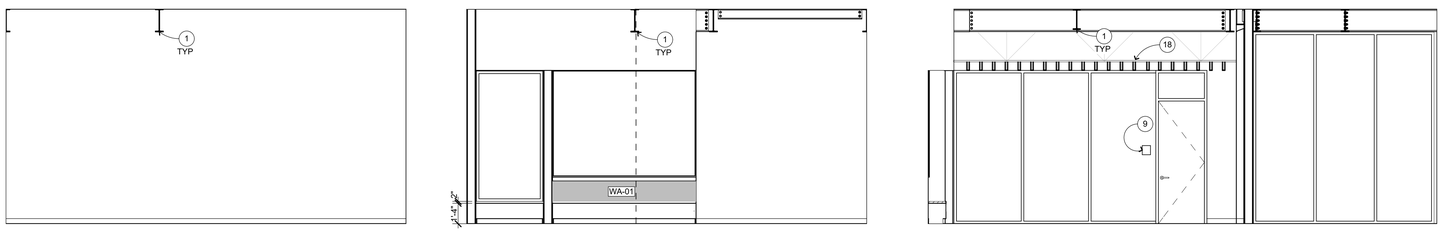

EAST WEST NORTH

SBCC **A123**
1/4" = 1'-0" A-A

INTERIOR ELEVATION KEYNOTES

NOT ALL KEYNOTES MAY APPLY TO THIS SHEET

1. STRUCTURAL ITEM, S.S.D.
2. MECHANICAL ITEM, S.M.D.
3. PLUMBING FIXTURE, S.P.D.
4. ELECTRICAL ITEM, S.E.D.
5. ROOF ACCESS LADDER, SEE DETAIL 19/A-9.6
6. FIRE EXTINGUISHER CABINET, SEMI-RECESSED — 17/A-9.4
7. ACCESSIBLE CASEWORK, SEE ENLARGED PLANS
8. MARKERBOARD, SEE 25/A-10.2
9. SIGNAGE, S.A.G.D.
10. WOOD SCREEN AT COMMUNITY ROOM, SEE 8/A-10.2
11. MONITOR SCREEN, SEE AV PLANS
12. CASEWORK, SEE 26/A-10.2 27/A-10.2
13. WINDOW SHADE, SEE WINDOW SCHEDULE AND — 28/A-10.2 29/A-10.2
14. EXPANSION JOINT AND COVER, S.S.D. SEE SHEET A-9.1
15. MIRROR AT SINK, SEE — 20/A-10.2
16. TOILET PARTITION, SEE 12/A-10.2 FOR MOUNTING 1/A-10.2
17. WALL GRAPHICS
18. LINEAR ACOUSTICAL PANELS & LIGHTING, SEE RCP 22/A-10.1
19. DISPLAY GLASS WALL, SEE FLOOR PLAN
20. SCREEN MONITOR RECESSED AND FLUSHED WITH ACOUSTICAL PANELS
21. CLOCK SPEAKER SYSTEM, S.E.D.
22. HYDRATION STATION, SEE DETAIL 7/A-10.2
23. CLERESTORY WINDOW, SEE WINDOW SCHEDULE
24. BOLLARD, ADA OPEN DOOR PUSH BUTTON.

INTERIOR ELEVATION GENERAL NOTES

1. NOTES AND SYMBOLS ARE TO APPLY AT ALL AREAS OF SIMILAR GRAPHIC REPRESENTATION. SUCH INDICATIONS MAY BE LIMITED TO PROMOTE CLARITY OR AVOID REDUNDANCY. NO LIMITATION OF APPLICATION SHALL BE CONSTRUED WITHOUT SPECIFIC NOTATION.
2. REFER TO MECHANICAL DRAWINGS FOR REGISTERS AND VENTS NOT OTHERWISE SHOWN.
3. REFER TO ELECTRICAL DRAWINGS FOR HORNS, SPEAKERS, PULL STATIONS AND OTHER FEATURES NOT OTHERWISE SHOWN.
4. TYPICAL MOUNTING HEIGHTS OF ACCESSIBLE ELEMENTS AT ACCESSIBLE FIXTURES SEE 1/A-10.2
5. FLUSH VALVE HANDLES SHALL BE LOCATED AT THE WIDE SIDE OF ACCESSIBLE STALL.
6. FLOORING & BASE SHALL EXTEND UNDER ACCESSIBLE SINK/LAVATORY BASE CABINETS TO THE WALL. WATER SUPPLY AND DRAINPIPES ACCESSIBLE UNDER LAVATORIES SHALL BE INSULATED OR OTHERWISE COVERED. THERE SHALL BE NO SHARP OR ABRASIVE SURFACES UNDER LAVATORIES.
7. PROVIDE SOLID BLOCKING FOR CABINET, ACCESSORY, OR EQUIPMENT MOUNTING 14/A-10.2
8. FOR FINISHES SEE FINISH PLAN AND SCHEDULE ON SHEETS A-8.4, A-8.5, A-8.6, A-8.7

QUATTROCCHI KWOK ARCHITECTS
Main:
636 Fifth Street, Santa Rosa, CA 95404
East Bay:
55 Harrison Street, Suite 525, Oakland, CA 94607
(707) 576-0829

LICENSED ARCHITECT
AARON JOBSON
LICENSE # C30620
EXP. OCTOBER 31, 2023
STATE OF CALIFORNIA

SIGNED: FEBRUARY 04, 2022

Gensler
45 Fremont Street
Suite 1500
San Francisco, CA 94105
United States
Tel 415.433.3700
Fax 415.836.4599

GAVILAN COLLEGE

NEW COLLEGE CAMPUS

505 FAIRVIEW ROAD
HOLLISTER, CA 95023

GAVILAN JOINT COMMUNITY COLLEGE DISTRICT

DSA APP NO. 01-119906
ARCH PROJECT NO: 1897.00
DRAWN BY:
DRAWING SCALE:
PTN: N/A FILE NO: 43-C4

DSA SUBMITTAL
FEBRUARY 04, 2022

SHEET TITLE
INTERIOR ELEVATIONS

SHEET NUMBER
A-7.4

BIMcloud: archiserver - BIMcloud Basic for ARCHICAD 22/1897.00 GAVILAN COLLEGE 2/2/2022 1:34 PM

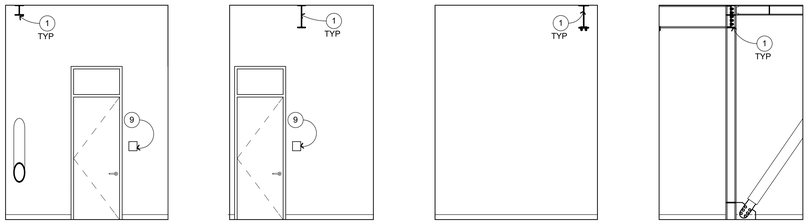

EAST SOUTH WEST NORTH

ELECT **A127**

1/4" = 1'-0" A-A

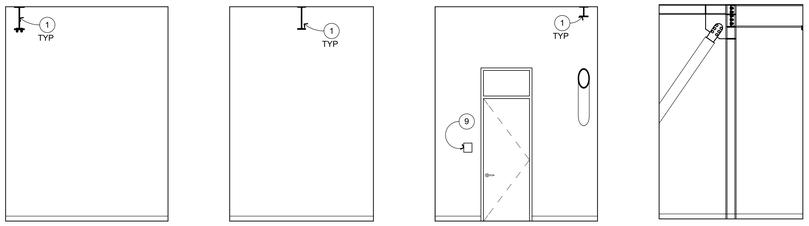

EAST SOUTH WEST NORTH

MDF **A128**

1/4" = 1'-0" A-A

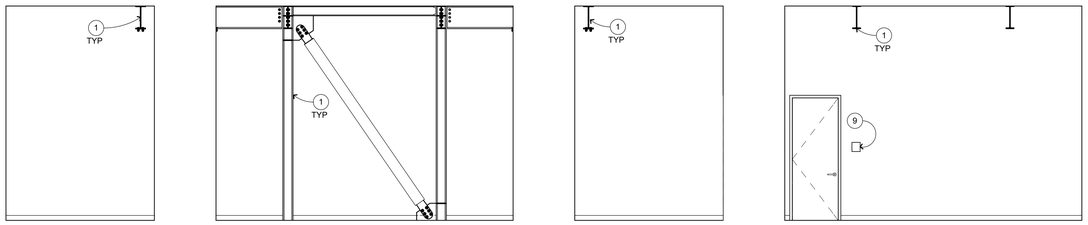

EAST SOUTH WEST NORTH

MECH **A132**

1/4" = 1'-0" A-A

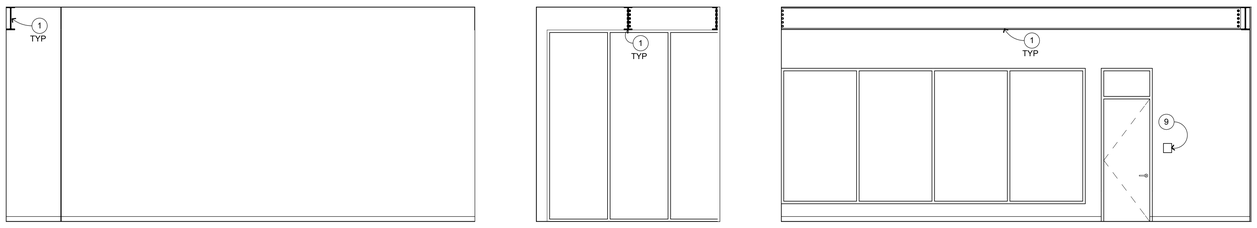

EAST SOUTH WEST

VESTIBULE **A134**

1/4" = 1'-0" A-A

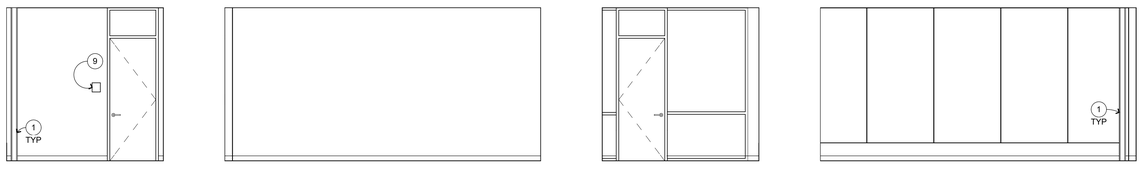

EAST SOUTH WEST NORTH

OFFICE **A135**

1/4" = 1'-0" A-A

INTERIOR ELEVATION KEYNOTES

NOT ALL KEYNOTES MAY APPLY TO THIS SHEET

1. STRUCTURAL ITEM, S.S.D.
2. MECHANICAL ITEM, S.M.D.
3. PLUMBING FIXTURE, S.P.D.
4. ELECTRICAL ITEM, S.E.D.
5. ROOF ACCESS LADDER, SEE DETAIL 19/A-9.6
6. FIRE EXTINGUISHER CABINET, SEMI-RECESSED 17/A-9.4
7. ACCESSIBLE CASEWORK, SEE ENLARGED PLANS
8. MARKERBOARD, SEE 25/A-10.2
9. SIGNAGE, S.A.G.D.
10. WOOD SCREEN AT COMMUNITY ROOM, SEE 8/A-10.2
11. MONITOR SCREEN, SEE AV PLANS
12. CASEWORK, SEE 26/A-10.2 27/A-10.2
13. WINDOW SHADE, SEE WINDOW SCHEDULE AND 28/A-10.2 29/A-10.2
14. EXPANSION JOINT AND COVER, S.S.D. SEE SHEET A-9.1
15. MIRROR AT SINK, SEE 20/A-10.2
16. TOILET PARTITION, SEE 12/A-10.2 FOR MOUNTING 1/A-10.2
17. WALL GRAPHICS
18. LINEAR ACOUSTICAL PANELS & LIGHTING, SEE RCP 22/A-10.1
19. DISPLAY GLASS WALL, SEE FLOOR PLAN
20. SCREEN MONITOR RECESSED AND FLUSHED WITH ACOUSTICAL PANELS
21. CLOCK SPEAKER SYSTEM, S.E.D.
22. HYDRATION STATION, SEE DETAIL 7/A-10.2
23. CLERESTORY WINDOW, SEE WINDOW SCHEDULE
24. BOLLARD, ADA OPEN DOOR PUSH BUTTON.

INTERIOR ELEVATION GENERAL NOTES

1. NOTES AND SYMBOLS ARE TO APPLY AT ALL AREAS OF SIMILAR GRAPHIC REPRESENTATION. SUCH INDICATIONS MAY BE LIMITED TO PROMOTE CLARITY OR AVOID REDUNDANCY. NO LIMITATION OF APPLICATION SHALL BE CONSTRUED WITHOUT SPECIFIC NOTATION.
2. REFER TO MECHANICAL DRAWINGS FOR REGISTERS AND VENTS NOT OTHERWISE SHOWN.
3. REFER TO ELECTRICAL DRAWINGS FOR HORNS, SPEAKERS, PULL STATIONS AND OTHER FEATURES NOT OTHERWISE SHOWN.
4. TYPICAL MOUNTING HEIGHTS OF ACCESSIBLE ELEMENTS AT ACCESSIBLE FIXTURES SEE 1/A-10.2
5. FLUSH VALVE HANDLES SHALL BE LOCATED AT THE WIDE SIDE OF ACCESSIBLE STALL.
6. FLOORING & BASE SHALL EXTEND UNDER ACCESSIBLE SINK/LAVATORY BASE CABINETS TO THE WALL. WATER SUPPLY AND DRAINPIPES ACCESSIBLE UNDER LAVATORIES SHALL BE INSULATED OR OTHERWISE COVERED. THERE SHALL BE NO SHARP OR ABRASIVE SURFACES UNDER LAVATORIES.
7. PROVIDE SOLID BLOCKING FOR CABINET, ACCESSORY, OR EQUIPMENT MOUNTING 14/A-10.2
8. FOR FINISHES SEE FINISH PLAN AND SCHEDULE ON SHEETS A-8.4, A-8.5, A-8.6, A-8.7

QUATTROCCHI KWOK ARCHITECTS

Main:
636 Fifth Street, Santa Rosa, CA 95404
East Bay:
55 Harrison Street, Suite 525,
Oakland, CA 94607

(707) 576-0829

LICENSED ARCHITECT
AARON JOBSON
LICENSE # C30620
EXP OCTOBER 31, 2023
STATE OF CALIFORNIA

SIGNED: FEBRUARY 04, 2022

Gensler

45 Fremont Street
Suite 1500
San Francisco, CA 94105
United States

Tel 415.433.3700
Fax 415.836.4599

GAVILAN COLLEGE

NEW COLLEGE CAMPUS

505 FAIRVIEW ROAD
HOLLISTER, CA 95023

GAVILAN JOINT COMMUNITY COLLEGE DISTRICT

DSA APP NO. 01-119906

ARCH PROJECT NO: 1897.00

DRAWN BY:

DRAWING SCALE:

PTN: N/A FILE NO: 43-C4

DSA SUBMITTAL

FEBRUARY 04, 2022

SHEET TITLE

INTERIOR ELEVATIONS

SHEET NUMBER

A-7.5

BIMcloud: archiserver - BIMcloud Basic for ARCHICAD 22/1897.00 GAVILAN COLLEGE 2/2/2022 1:37 PM

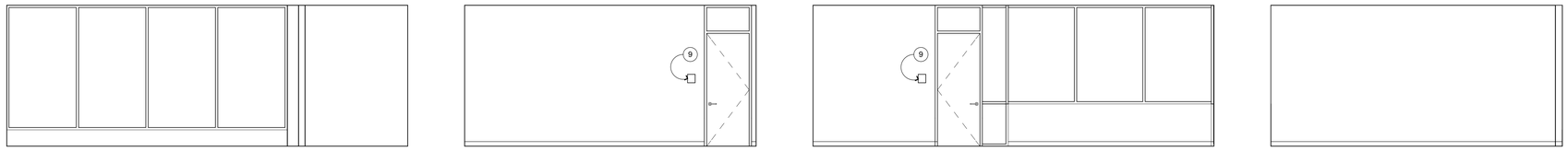

EAST SOUTH WEST NORTH

RESERVE STORAGE **A136**

1/4" = 1'-0" A-A

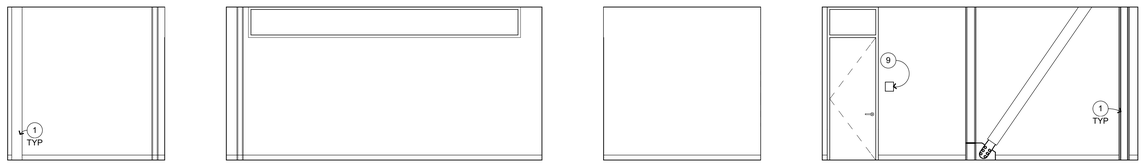

TESTINGEAST TESTINGSOUTH WEST TESTINGNORTH

PROCTOR **A137**

1/4" = 1'-0" A-A

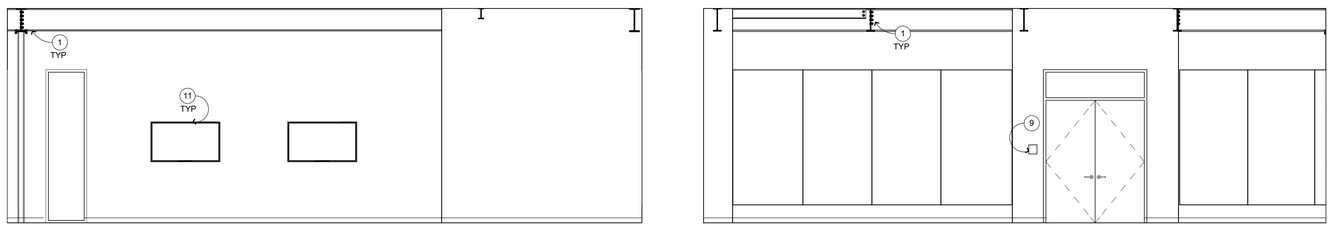

WEST NORTH

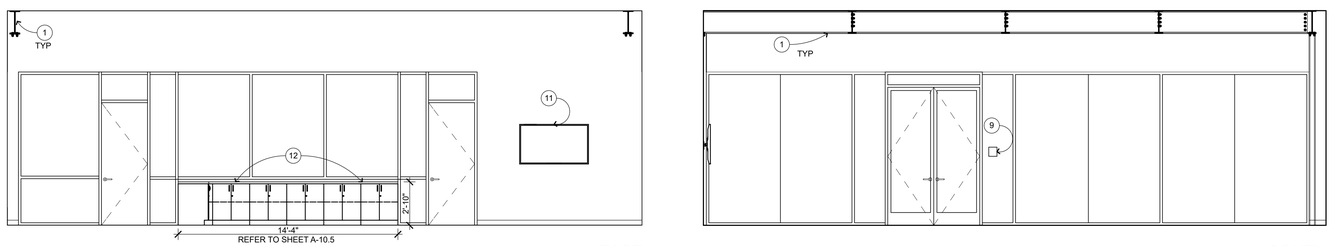

EAST SOUTH

LEARNING RESOURCE CENTER **A138**

1/4" = 1'-0" A-A

INTERIOR ELEVATION KEYNOTES

NOT ALL KEYNOTES MAY APPLY TO THIS SHEET

1. STRUCTURAL ITEM, S.S.D.
2. MECHANICAL ITEM, S.M.D.
3. PLUMBING FIXTURE, S.P.D.
4. ELECTRICAL ITEM, S.E.D.
5. ROOF ACCESS LADDER, SEE DETAIL 19/A-9.6
6. FIRE EXTINGUISHER CABINET, SEMI-RECESSED 17/A-9.4
7. ACCESSIBLE CASEWORK, SEE ENLARGED PLANS
8. MARKERBOARD, SEE 25/A-10.2
9. SIGNAGE, S.A.G.D.
10. WOOD SCREEN AT COMMUNITY ROOM, SEE 8/A-10.2
11. MONITOR SCREEN, SEE AV PLANS
12. CASEWORK, SEE 26/A-10.2 27/A-10.2
13. WINDOW SHADE, SEE WINDOW SCHEDULE AND 28/A-10.2 29/A-10.2
14. EXPANSION JOINT AND COVER, S.S.D. SEE SHEET A-9.1
15. MIRROR AT SINK, SEE 20/A-10.2
16. TOILET PARTITION, SEE 12/A-10.2 FOR MOUNTING 1/A-10.2
17. WALL GRAPHICS
18. LINEAR ACOUSTICAL PANELS & LIGHTING, SEE RCP 22/A-10.1
19. DISPLAY GLASS WALL, SEE FLOOR PLAN
20. SCREEN MONITOR RECESSED AND FLUSHED WITH ACOUSTICAL PANELS
21. CLOCK SPEAKER SYSTEM, S.E.D.
22. HYDRATION STATION, SEE DETAIL 7/A-10.2
23. CLERESTORY WINDOW, SEE WINDOW SCHEDULE
24. BOLLARD, ADA OPEN DOOR PUSH BUTTON.

INTERIOR ELEVATION GENERAL NOTES

1. NOTES AND SYMBOLS ARE TO APPLY AT ALL AREAS OF SIMILAR GRAPHIC REPRESENTATION. SUCH INDICATIONS MAY BE LIMITED TO PROMOTE CLARITY OR AVOID REDUNDANCY. NO LIMITATION OF APPLICATION SHALL BE CONSTRUED WITHOUT SPECIFIC NOTATION.
2. REFER TO MECHANICAL DRAWINGS FOR REGISTERS AND VENTS NOT OTHERWISE SHOWN.
3. REFER TO ELECTRICAL DRAWINGS FOR HORNS, SPEAKERS, PULL STATIONS AND OTHER FEATURES NOT OTHERWISE SHOWN.
4. TYPICAL MOUNTING HEIGHTS OF ACCESSIBLE ELEMENTS AT ACCESSIBLE FIXTURES SEE 1/A-10.2
5. FLUSH VALVE HANDLES SHALL BE LOCATED AT THE WIDE SIDE OF ACCESSIBLE STALL.
6. FLOORING & BASE SHALL EXTEND UNDER ACCESSIBLE SINK/LAVATORY BASE CABINETS TO THE WALL. WATER SUPPLY AND DRAINPIPES ACCESSIBLE UNDER LAVATORIES SHALL BE INSULATED OR OTHERWISE COVERED. THERE SHALL BE NO SHARP OR ABRASIVE SURFACES UNDER LAVATORIES.
7. PROVIDE SOLID BLOCKING FOR CABINET, ACCESSORY, OR EQUIPMENT MOUNTING 14/A-10.2
8. FOR FINISHES SEE FINISH PLAN AND SCHEDULE ON SHEETS A-8.4, A-8.5, A-8.6, A-8.7

QUATTROCCHI KWOK ARCHITECTS

Main:
636 Fifth Street, Santa Rosa, CA 95404
East Bay:
55 Harrison Street, Suite 525,
Oakland, CA 94607

(707) 576-0829

LICENSED ARCHITECT
AARON JOBSON
LICENSE # C30620
EXP OCTOBER 31, 2023
STATE OF CALIFORNIA

SIGNED: FEBRUARY 04, 2022

Gensler

45 Fremont Street
Suite 1500
San Francisco, CA 94105
United States

Tel 415.433.3700
Fax 415.836.4599

GAVILAN COLLEGE

NEW COLLEGE CAMPUS

505 FAIRVIEW ROAD
HOLLISTER, CA 95023

GAVILAN JOINT COMMUNITY COLLEGE DISTRICT

DSA APP NO. 01-119906

ARCH PROJECT NO: 1897.00

DRAWN BY:

DRAWING SCALE:

PTN: N/A FILE NO: 43-C4

DSA SUBMITTAL

FEBRUARY 04, 2022

SHEET TITLE

INTERIOR ELEVATIONS

SHEET NUMBER

A-7.6

BIMcloud: archiserver - BIMcloud Basic for ARCHICAD 22/1897.00 GAVILAN COLLEGE; 2/2/2022; 1:46 PM

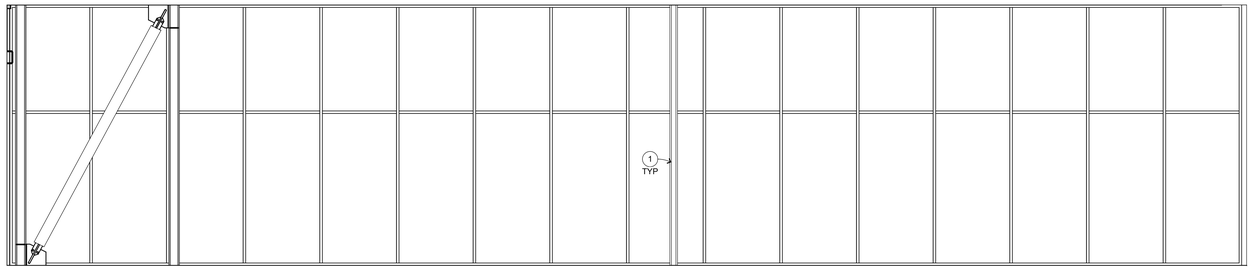

NORTHWEST

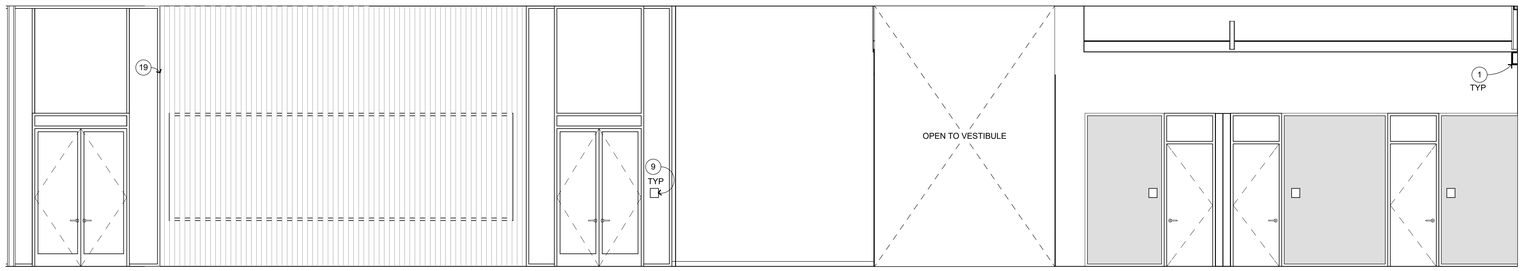

SOUTHEAST

HALLWAY **A139**

1/4" = 1'-0" A-A

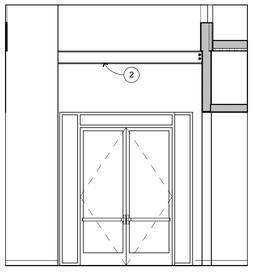

SOUTHWEST

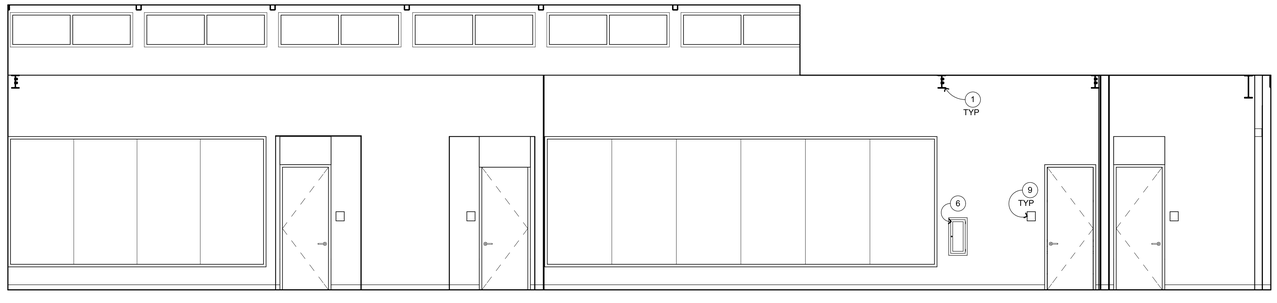

NORTHWEST

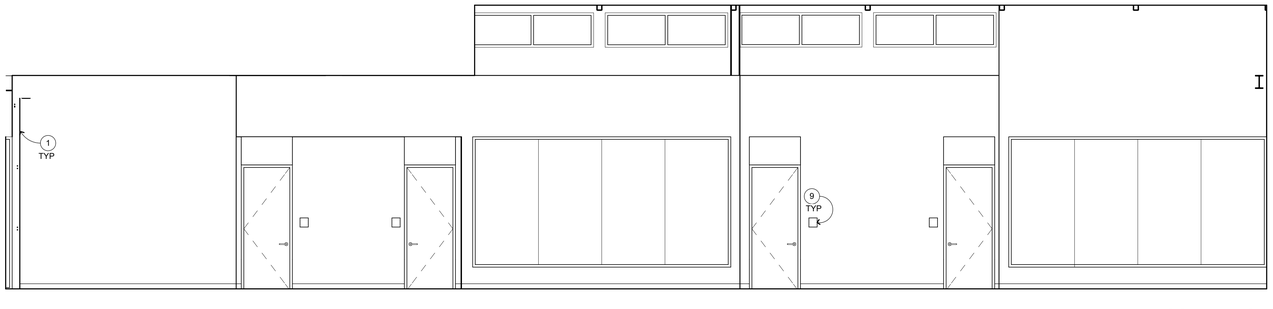

SOUTHEAST

HALLWAY **A140**

1/4" = 1'-0" A-A

INTERIOR ELEVATION KEYNOTES

NOT ALL KEYNOTES MAY APPLY TO THIS SHEET

1. STRUCTURAL ITEM, S.S.D.
2. MECHANICAL ITEM, S.M.D.
3. PLUMBING FIXTURE, S.P.D.
4. ELECTRICAL ITEM, S.E.D.
5. ROOF ACCESS LADDER, SEE DETAIL 19/A-9.6
6. FIRE EXTINGUISHER CABINET, SEMI-RECESSED 17/A-9.4
7. ACCESSIBLE CASEWORK, SEE ENLARGED PLANS
8. MARKERBOARD, SEE 25/A-10.2
9. SIGNAGE, S.A.G.D.
10. WOOD SCREEN AT COMMUNITY ROOM, SEE 8/A-10.2
11. MONITOR SCREEN, SEE AV PLANS
12. CASEWORK, SEE 26/A-10.2 27/A-10.2
13. WINDOW SHADE, SEE WINDOW SCHEDULE AND 28/A-10.2 29/A-10.2
14. EXPANSION JOINT AND COVER, S.S.D. SEE SHEET A-9.1
15. MIRROR AT SINK, SEE 20/A-10.2
16. TOILET PARTITION, SEE 12/A-10.2 FOR MOUNTING 1/A-10.2
17. WALL GRAPHICS
18. LINEAR ACOUSTICAL PANELS & LIGHTING, SEE RCP 22/A-10.1
19. DISPLAY GLASS WALL, SEE FLOOR PLAN
20. SCREEN MONITOR RECESSED AND FLUSHED WITH ACOUSTICAL PANELS
21. CLOCK SPEAKER SYSTEM, S.E.D.
22. HYDRATION STATION, SEE DETAIL 7/A-10.2
23. CLERESTORY WINDOW, SEE WINDOW SCHEDULE
24. BOLLARD, ADA OPEN DOOR PUSH BUTTON.

INTERIOR ELEVATION GENERAL NOTES

1. NOTES AND SYMBOLS ARE TO APPLY AT ALL AREAS OF SIMILAR GRAPHIC REPRESENTATION. SUCH INDICATIONS MAY BE LIMITED TO PROMOTE CLARITY OR AVOID REDUNDANCY. NO LIMITATION OF APPLICATION SHALL BE CONSTRUED WITHOUT SPECIFIC NOTATION.
2. REFER TO MECHANICAL DRAWINGS FOR REGISTERS AND VENTS NOT OTHERWISE SHOWN.
3. REFER TO ELECTRICAL DRAWINGS FOR HORNS, SPEAKERS, PULL STATIONS AND OTHER FEATURES NOT OTHERWISE SHOWN.
4. TYPICAL MOUNTING HEIGHTS OF ACCESSIBLE ELEMENTS AT ACCESSIBLE FIXTURES SEE 1/A-10.2
5. FLUSH VALVE HANDLES SHALL BE LOCATED AT THE WIDE SIDE OF ACCESSIBLE STALL.
6. FLOORING & BASE SHALL EXTEND UNDER ACCESSIBLE SINK/LAVATORY BASE CABINETS TO THE WALL. WATER SUPPLY AND DRAINPIPES ACCESSIBLE UNDER LAVATORIES SHALL BE INSULATED OR OTHERWISE COVERED. THERE SHALL BE NO SHARP OR ABRASIVE SURFACES UNDER LAVATORIES.
7. PROVIDE SOLID BLOCKING FOR CABINET, ACCESSORY, OR EQUIPMENT MOUNTING 14/A-10.2
8. FOR FINISHES SEE FINISH PLAN AND SCHEDULE ON SHEETS A-8.4, A-8.5, A-8.6, A-8.7

QUATTROCCHI KWOK ARCHITECTS
Main:
636 Fifth Street, Santa Rosa, CA 95404
East Bay:
55 Harrison Street, Suite 525,
Oakland, CA 94607
(707) 576-0829

LICENSED ARCHITECT
AARON JOBSON
LICENSE # C30620
EXP. OCTOBER 31, 2023
STATE OF CALIFORNIA

SIGNED: FEBRUARY 04, 2022

Gensler
45 Fremont Street
Suite 1500
San Francisco, CA 94105
United States
Tel 415.433.3700
Fax 415.836.4599

GAVILAN COLLEGE

NEW COLLEGE CAMPUS

505 FAIRVIEW ROAD
HOLLISTER, CA 95023

GAVILAN JOINT COMMUNITY COLLEGE DISTRICT

DSA APP NO. 01-119906

ARCH PROJECT NO: 1897.00
DRAWN BY:
DRAWING SCALE:
PTN. N/A FILE NO: 43-C4

DSA SUBMITTAL
FEBRUARY 04, 2022

SHEET TITLE

INTERIOR ELEVATIONS

SHEET NUMBER

A-7.7

BIMcloud: archiserver - BIMcloud Basic for ARCHICAD 22/1897.00 GAVILAN COLLEGE /2/2/2022 1:47 PM

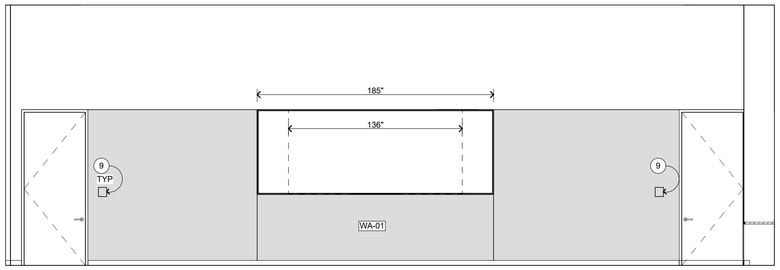

SOUTHWEST

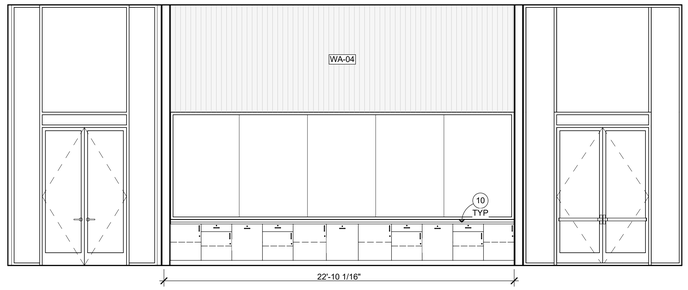

NORTHWEST

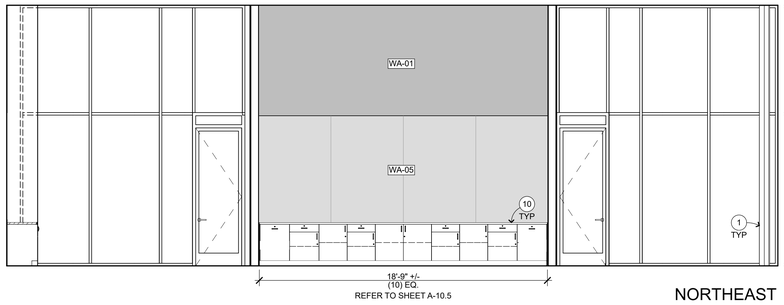

NORTHEAST

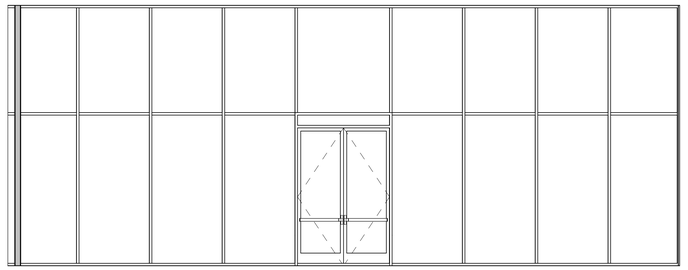

SOUTHEAST

AV EQUIPMENT **A141**

1/4" = 1'-0" A-A

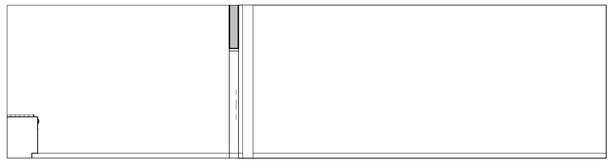

SOUTHWEST

NORTHWEST

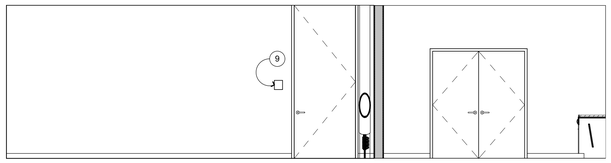

NORTHEAST

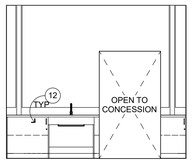

SOUTHEAST

AV EQUIPMENT **A143**

1/4" = 1'-0" A-A

NORTHEAST



SOUTHEAST

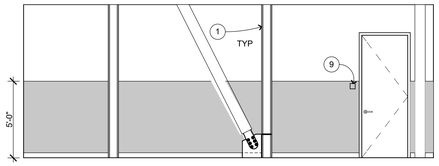

SOUTHWEST

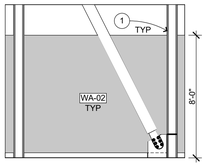

NORTHWEST

STAGING KITCHEN **A144**

1/4" = 1'-0" A-A

INTERIOR ELEVATION KEYNOTES

NOT ALL KEYNOTES MAY APPLY TO THIS SHEET

1. STRUCTURAL ITEM, S.S.D.
2. MECHANICAL ITEM, S.M.D.
3. PLUMBING FIXTURE, S.P.D.
4. ELECTRICAL ITEM, S.E.D.
5. ROOF ACCESS LADDER, SEE DETAIL 19/A-9.6
6. FIRE EXTINGUISHER CABINET, SEMI-RECESSED 17/A-9.4
7. ACCESSIBLE CASEWORK, SEE ENLARGED PLANS
8. MARKERBOARD, SEE 25/A-10.2
9. SIGNAGE, S.A.G.D.
10. WOOD SCREEN AT COMMUNITY ROOM, SEE 8/A-10.2
11. MONITOR SCREEN, SEE AV PLANS
12. CASEWORK, SEE 26/A-10.2 27/A-10.2
13. WINDOW SHADE, SEE WINDOW SCHEDULE AND 28/A-10.2 29/A-10.2
14. EXPANSION JOINT AND COVER, S.S.D. SEE SHEET A-9.1
15. MIRROR AT SINK, SEE 20/A-10.2
16. TOILET PARTITION, SEE 12/A-10.2 FOR MOUNTING 1/A-10.2
17. WALL GRAPHICS
18. LINEAR ACOUSTICAL PANELS & LIGHTING, SEE RCP 22/A-10.1
19. DISPLAY GLASS WALL, SEE FLOOR PLAN
20. SCREEN MONITOR RECESSED AND FLUSHED WITH ACOUSTICAL PANELS
21. CLOCK SPEAKER SYSTEM, S.E.D.
22. HYDRATION STATION, SEE DETAIL 7/A-10.2
23. CLERESTORY WINDOW, SEE WINDOW SCHEDULE
24. BOLLARD, ADA OPEN DOOR PUSH BUTTON.

INTERIOR ELEVATION GENERAL NOTES

1. NOTES AND SYMBOLS ARE TO APPLY AT ALL AREAS OF SIMILAR GRAPHIC REPRESENTATION. SUCH INDICATIONS MAY BE LIMITED TO PROMOTE CLARITY OR AVOID REDUNDANCY. NO LIMITATION OF APPLICATION SHALL BE CONSTRUED WITHOUT SPECIFIC NOTATION.
2. REFER TO MECHANICAL DRAWINGS FOR REGISTERS AND VENTS NOT OTHERWISE SHOWN.
3. REFER TO ELECTRICAL DRAWINGS FOR HORNS, SPEAKERS, PULL STATIONS AND OTHER FEATURES NOT OTHERWISE SHOWN.
4. TYPICAL MOUNTING HEIGHTS OF ACCESSIBLE ELEMENTS AT ACCESSIBLE FIXTURES SEE 1/A-10.2
5. FLUSH VALVE HANDLES SHALL BE LOCATED AT THE WIDE SIDE OF ACCESSIBLE STALL.
6. FLOORING & BASE SHALL EXTEND UNDER ACCESSIBLE SINK/LAVATORY BASE CABINETS TO THE WALL. WATER SUPPLY AND DRAINPIPES ACCESSIBLE UNDER LAVATORIES SHALL BE INSULATED OR OTHERWISE COVERED. THERE SHALL BE NO SHARP OR ABRASIVE SURFACES UNDER LAVATORIES.
7. PROVIDE SOLID BLOCKING FOR CABINET, ACCESSORY, OR EQUIPMENT MOUNTING 14/A-10.2
8. FOR FINISHES SEE FINISH PLAN AND SCHEDULE ON SHEETS A-8.4, A-8.5, A-8.6, A-8.7

QUATTROCCHI KWOK ARCHITECTS

Main:
636 Fifth Street, Santa Rosa, CA 95404
East Bay:
55 Harrison Street, Suite 525,
Oakland, CA 94607

(707) 576-0829

LICENSED ARCHITECT
AARON JOBSON
LICENSE # C30620
EXP. OCTOBER 31, 2023
STATE OF CALIFORNIA

SIGNED: FEBRUARY 04, 2022

Gensler

45 Fremont Street
Suite 1500
San Francisco, CA 94105
United States

Tel 415.433.3700
Fax 415.836.4599

GAVILAN COLLEGE

NEW COLLEGE CAMPUS

505 FAIRVIEW ROAD
HOLLISTER, CA 95023

GAVILAN JOINT COMMUNITY COLLEGE DISTRICT

DSA APP NO. 01-119906

ARCH PROJECT NO: 1897.00

DRAWN BY:

DRAWING SCALE:

PTN: N/A FILE NO: 43-C4

DSA SUBMITTAL

FEBRUARY 04, 2022

SHEET TITLE

INTERIOR ELEVATIONS

SHEET NUMBER

A-7.8

BIMcloud: archiserver - BIMcloud Basic for ARCHICAD 22/1897.00 GAVILAN COLLEGE 2/2/2022 1:49 PM

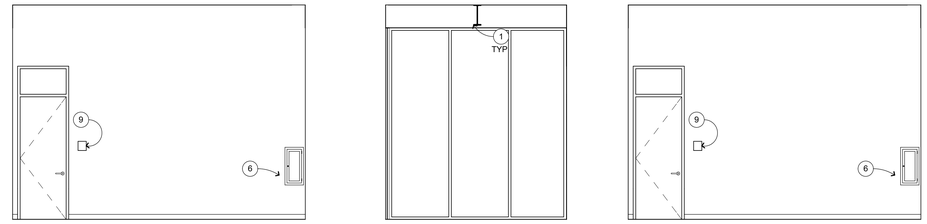

SOUTHWEST SOUTHEAST SOUTHWEST

VESTIBULE **A145**
1/4" = 1'-0" A-A

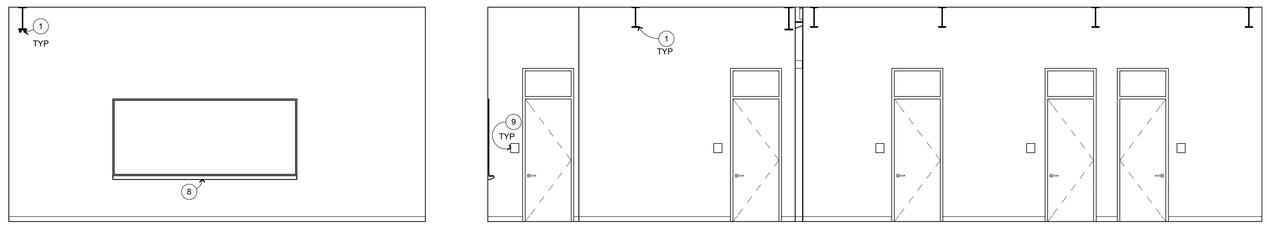

SOUTHWEST NORTHWEST

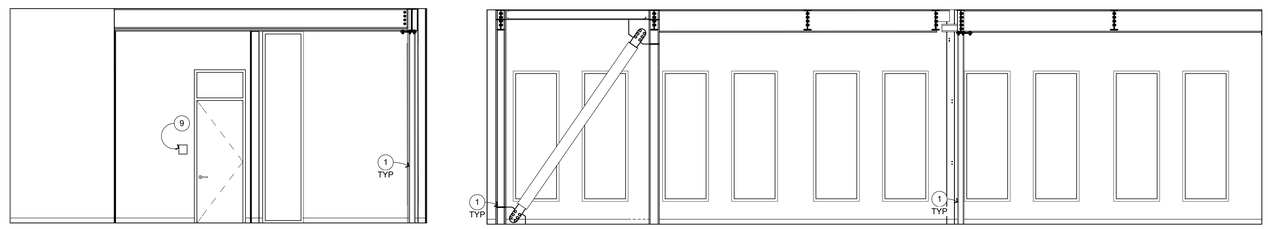

NORTHEAST SOUTHEAST

COMPUTER LAB **A146**
1/4" = 1'-0" A-A

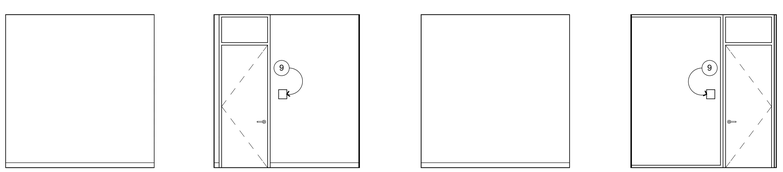

NORTHEAST SOUTHEAST SOUTHWEST NORTHWEST

FACULTY OFFICE **A148**
1/4" = 1'-0" A-A

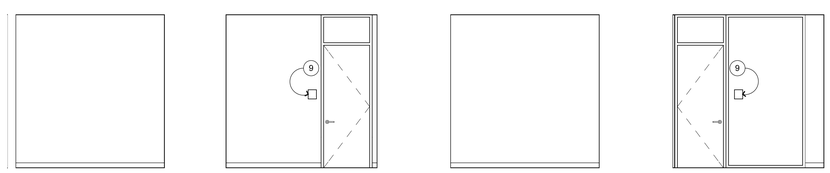

NORTHEAST SOUTHEAST SOUTHWEST NORTHWEST

FACULTY OFFICE **A147**
1/4" = 1'-0" A-A

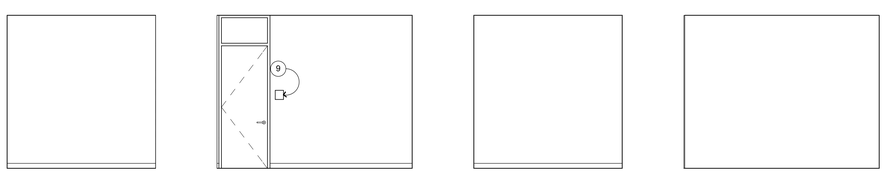

NORTHEAST SOUTHEAST SOUTHWEST NORTHWEST

HYBRID STUDIO-CONF ROOM **A150**
1/4" = 1'-0" A-A

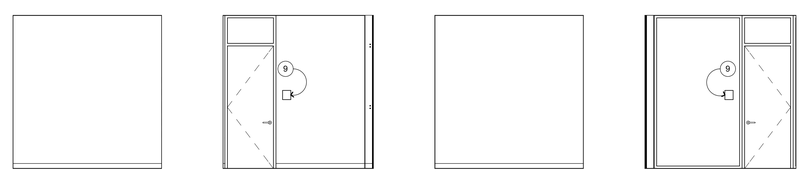

NORTHEAST SOUTHEAST SOUTHWEST NORTHWEST

FACULTY OFFICE **A149**
1/4" = 1'-0" A-A

INTERIOR ELEVATION KEYNOTES

NOT ALL KEYNOTES MAY APPLY TO THIS SHEET

1. STRUCTURAL ITEM, S.S.D.
2. MECHANICAL ITEM, S.M.D.
3. PLUMBING FIXTURE, S.P.D.
4. ELECTRICAL ITEM, S.E.D.
5. ROOF ACCESS LADDER, SEE DETAIL 19/A-9.6
6. FIRE EXTINGUISHER CABINET, SEMI-RECESSED 17/A-9.4
7. ACCESSIBLE CASEWORK, SEE ENLARGED PLANS
8. MARKERBOARD, SEE 25/A-10.2
9. SIGNAGE, S.A.G.D.
10. WOOD SCREEN AT COMMUNITY ROOM, SEE 8/A-10.2
11. MONITOR SCREEN, SEE AV PLANS
12. CASEWORK, SEE 26/A-10.2 27/A-10.2
13. WINDOW SHADE, SEE WINDOW SCHEDULE AND 28/A-10.2 29/A-10.2
14. EXPANSION JOINT AND COVER, S.S.D. SEE SHEET A-9.1
15. MIRROR AT SINK, SEE 20/A-10.2
16. TOILET PARTITION, SEE 12/A-10.2 FOR MOUNTING 1/A-10.2
17. WALL GRAPHICS
18. LINEAR ACOUSTICAL PANELS & LIGHTING, SEE RCP 22/A-10.1
19. DISPLAY GLASS WALL, SEE FLOOR PLAN
20. SCREEN MONITOR RECESSED AND FLUSHED WITH ACOUSTICAL PANELS
21. CLOCK SPEAKER SYSTEM, S.E.D.
22. HYDRATION STATION, SEE DETAIL 7/A-10.2
23. CLERESTORY WINDOW, SEE WINDOW SCHEDULE
24. BOLLARD, ADA OPEN DOOR PUSH BUTTON.

INTERIOR ELEVATION GENERAL NOTES

1. NOTES AND SYMBOLS ARE TO APPLY AT ALL AREAS OF SIMILAR GRAPHIC REPRESENTATION. SUCH INDICATIONS MAY BE LIMITED TO PROMOTE CLARITY OR AVOID REDUNDANCY. NO LIMITATION OF APPLICATION SHALL BE CONSTRUED WITHOUT SPECIFIC NOTATION.
2. REFER TO MECHANICAL DRAWINGS FOR REGISTERS AND VENTS NOT OTHERWISE SHOWN.
3. REFER TO ELECTRICAL DRAWINGS FOR HORNS, SPEAKERS, PULL STATIONS AND OTHER FEATURES NOT OTHERWISE SHOWN.
4. TYPICAL MOUNTING HEIGHTS OF ACCESSIBLE ELEMENTS AT ACCESSIBLE FIXTURES SEE 1/A-10.2
5. FLUSH VALVE HANDLES SHALL BE LOCATED AT THE WIDE SIDE OF ACCESSIBLE STALL.
6. FLOORING & BASE SHALL EXTEND UNDER ACCESSIBLE SINK/LAVATORY BASE CABINETS TO THE WALL. WATER SUPPLY AND DRAINPIPES ACCESSIBLE UNDER LAVATORIES SHALL BE INSULATED OR OTHERWISE COVERED. THERE SHALL BE NO SHARP OR ABRASIVE SURFACES UNDER LAVATORIES.
7. PROVIDE SOLID BLOCKING FOR CABINET, ACCESSORY, OR EQUIPMENT MOUNTING 14/A-10.2
8. FOR FINISHES SEE FINISH PLAN AND SCHEDULE ON SHEETS A-8.4, A-8.5, A-8.6, A-8.7

QUATTROCCHI KWOK ARCHITECTS
Main:
636 Fifth Street, Santa Rosa, CA 95404
East Bay:
55 Harrison Street, Suite 525, Oakland, CA 94607
(707) 576-0829

LICENSED ARCHITECT
AARON JOBSON
LICENSE # C30620
EXP OCTOBER 31, 2023
STATE OF CALIFORNIA

SIGNED: FEBRUARY 04, 2022

Gensler
45 Fremont Street
Suite 1500
San Francisco, CA 94105
United States
Tel 415.433.3700
Fax 415.836.4599

GAVILAN COLLEGE

NEW COLLEGE CAMPUS

505 FAIRVIEW ROAD
HOLLISTER, CA 95023

GAVILAN JOINT COMMUNITY COLLEGE DISTRICT

DSA APP NO. 01-119906
ARCH PROJECT NO: 1897.00
DRAWN BY:
DRAWING SCALE:
PTN: N/A FILE NO: 43-C4

DSA SUBMITTAL
FEBRUARY 04, 2022

SHEET TITLE

INTERIOR ELEVATIONS

SHEET NUMBER

A-7.9

BIMcloud: archiserver - BIMcloud Basic for ARCHICAD 22/1897.00 GAVILAN COLLEGE; 2/2/2022; 1:51 PM

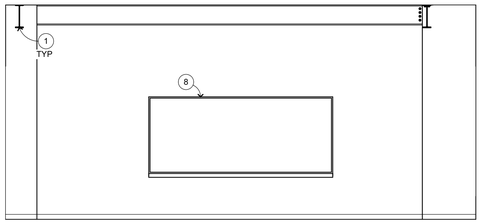

SOUTHWEST

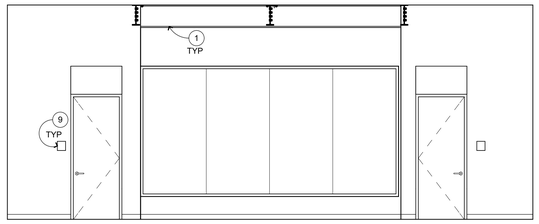

NORTHWEST

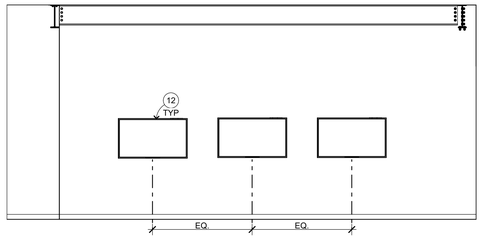

NORTHEAST

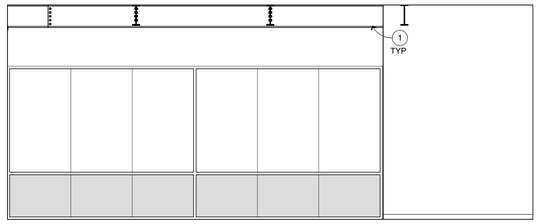

SOUTHEAST

GENERAL LECTURE **A151**

1/4" = 1'-0" A-A

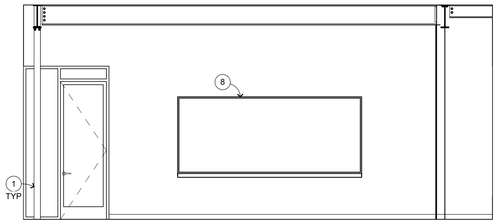

SOUTHWEST

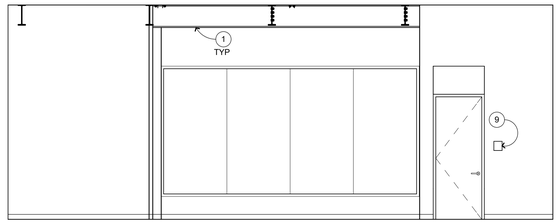

NORTHWEST

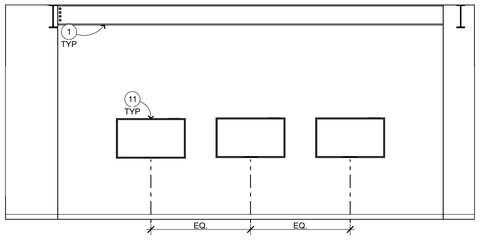

NORTHEAST

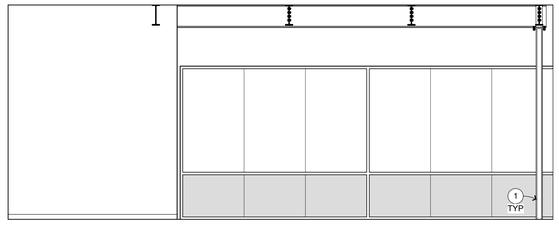

SOUTHEAST

GENERAL LECTURE **A152**

1/4" = 1'-0" A-A

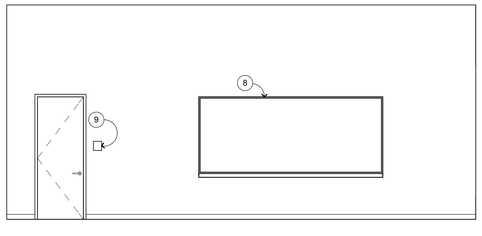

NORTHEAST

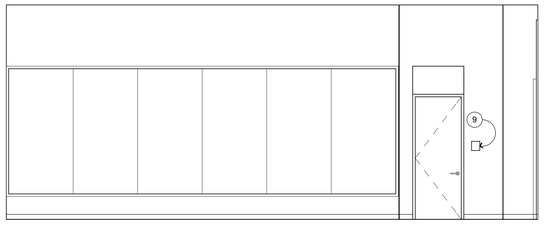

SOUTHEAST

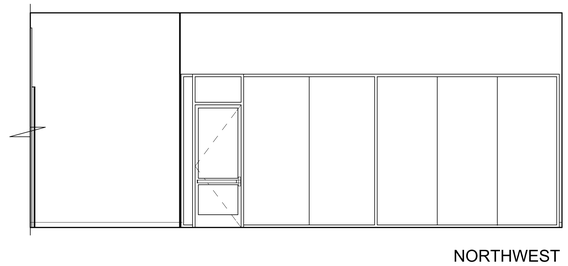

NORTHWEST

GENERAL LECTURE **A154**

1/4" = 1'-0" #LayID

INTERIOR ELEVATION KEYNOTES

NOT ALL KEYNOTES MAY APPLY TO THIS SHEET

1. STRUCTURAL ITEM, S.S.D.
2. MECHANICAL ITEM, S.M.D.
3. PLUMBING FIXTURE, S.P.D.
4. ELECTRICAL ITEM, S.E.D.
5. ROOF ACCESS LADDER, SEE DETAIL 19/A-9.6
6. FIRE EXTINGUISHER CABINET, SEMI-RECESSED 17/A-9.4
7. ACCESSIBLE CASEWORK, SEE ENLARGED PLANS
8. MARKERBOARD, SEE 25/A-10.2
9. SIGNAGE, S.A.G.D.
10. WOOD SCREEN AT COMMUNITY ROOM, SEE 8/A-10.2
11. MONITOR SCREEN, SEE AV PLANS
12. CASEWORK, SEE 26/A-10.2 27/A-10.2
13. WINDOW SHADE, SEE WINDOW SCHEDULE AND 28/A-10.2 29/A-10.2
14. EXPANSION JOINT AND COVER, S.S.D. SEE SHEET A-9.1
15. MIRROR AT SINK, SEE 20/A-10.2
16. TOILET PARTITION, SEE 12/A-10.2 FOR MOUNTING 1/A-10.2
17. WALL GRAPHICS
18. LINEAR ACOUSTICAL PANELS & LIGHTING, SEE RCP 22/A-10.1
19. DISPLAY GLASS WALL, SEE FLOOR PLAN
20. SCREEN MONITOR RECESSED AND FLUSHED WITH ACOUSTICAL PANELS
21. CLOCK SPEAKER SYSTEM, S.E.D.
22. HYDRATION STATION, SEE DETAIL 7/A-10.2
23. CLERESTORY WINDOW, SEE WINDOW SCHEDULE
24. BOLLARD, ADA OPEN DOOR PUSH BUTTON.

INTERIOR ELEVATION GENERAL NOTES

1. NOTES AND SYMBOLS ARE TO APPLY AT ALL AREAS OF SIMILAR GRAPHIC REPRESENTATION. SUCH INDICATIONS MAY BE LIMITED TO PROMOTE CLARITY OR AVOID REDUNDANCY. NO LIMITATION OF APPLICATION SHALL BE CONSTRUED WITHOUT SPECIFIC NOTATION.
2. REFER TO MECHANICAL DRAWINGS FOR REGISTERS AND VENTS NOT OTHERWISE SHOWN.
3. REFER TO ELECTRICAL DRAWINGS FOR HORNS, SPEAKERS, PULL STATIONS AND OTHER FEATURES NOT OTHERWISE SHOWN.
4. TYPICAL MOUNTING HEIGHTS OF ACCESSIBLE ELEMENTS AT ACCESSIBLE FIXTURES SEE 1/A-10.2
5. FLUSH VALVE HANDLES SHALL BE LOCATED AT THE WIDE SIDE OF ACCESSIBLE STALL.
6. FLOORING & BASE SHALL EXTEND UNDER ACCESSIBLE SINK/LAVATORY BASE CABINETS TO THE WALL. WATER SUPPLY AND DRAINPIPES ACCESSIBLE UNDER LAVATORIES SHALL BE INSULATED OR OTHERWISE COVERED. THERE SHALL BE NO SHARP OR ABRASIVE SURFACES UNDER LAVATORIES.
7. PROVIDE SOLID BLOCKING FOR CABINET, ACCESSORY, OR EQUIPMENT MOUNTING 14/A-10.2
8. FOR FINISHES SEE FINISH PLAN AND SCHEDULE ON SHEETS A-8.4, A-8.5, A-8.6, A-8.7

QUATTROCCHI KWOK ARCHITECTS

Main:
636 Fifth Street, Santa Rosa, CA 95404
East Bay:
55 Harrison Street, Suite 525,
Oakland, CA 94607

(707) 576-0829

LICENSED ARCHITECT
AARON JOBSON
LICENSE # C30620
EXP OCTOBER 31, 2023
STATE OF CALIFORNIA

SIGNED: FEBRUARY 04, 2022

Gensler

45 Fremont Street
Suite 1500
San Francisco, CA 94105
United States

Tel 415.433.3700
Fax 415.836.4599

GAVILAN COLLEGE

NEW COLLEGE CAMPUS

505 FAIRVIEW ROAD
HOLLISTER, CA 95023

GAVILAN JOINT COMMUNITY COLLEGE DISTRICT

DSA APP NO. 01-119906

ARCH PROJECT NO: 1897.00

DRAWN BY:

DRAWING SCALE:

PTN: N/A FILE NO: 43-C4

DSA SUBMITTAL

FEBRUARY 04, 2022

SHEET TITLE

INTERIOR ELEVATIONS

SHEET NUMBER

A-7.10

BIMcloud: archiserver - BIMcloud Basic for ARCHICAD 22/1897.00 GAVILAN COLLEGE: 2/2/2022 1:52 PM

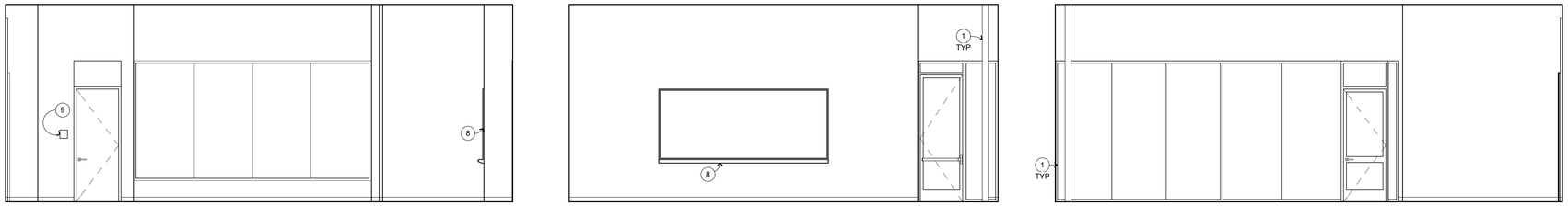

SOUTHEAST SOUTHWEST NORTHWEST

GENERAL LECTURE **A153**
1/4" = 1'-0" A-A

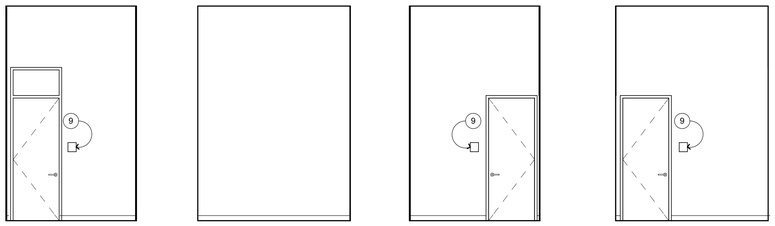

NORTHEAST SOUTHEAST SOUTHWEST NORTHWEST

ELEC **A157**
1/4" = 1'-0" A-A

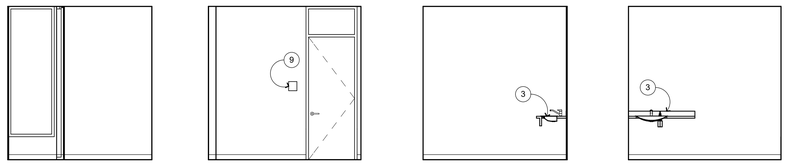

NORTHEAST SOUTHEAST SOUTHWEST NORTHWEST

PARENTS RM **A156**
1/4" = 1'-0" A-A

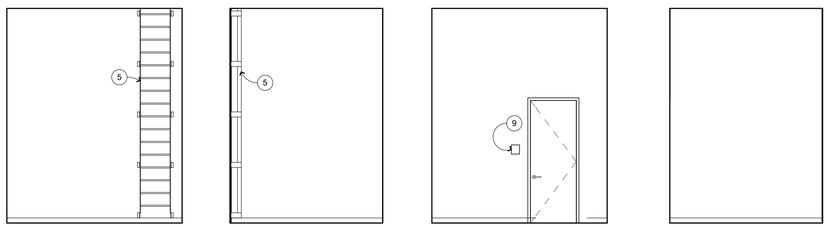

NORTHEAST SOUTHEAST SOUTHWEST NORTHWEST

STORAGE **A159**
1/4" = 1'-0" A-A

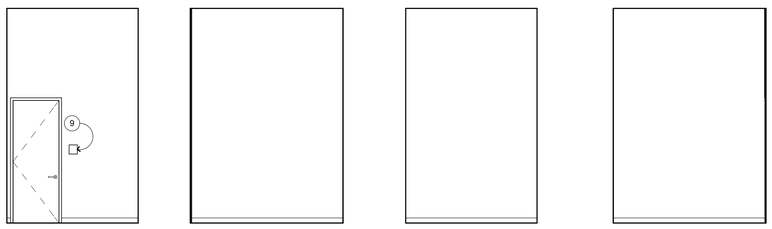

NORTHEAST SOUTHEAST SOUTHWEST NORTHWEST

IDF **A158**
1/4" = 1'-0" A-A

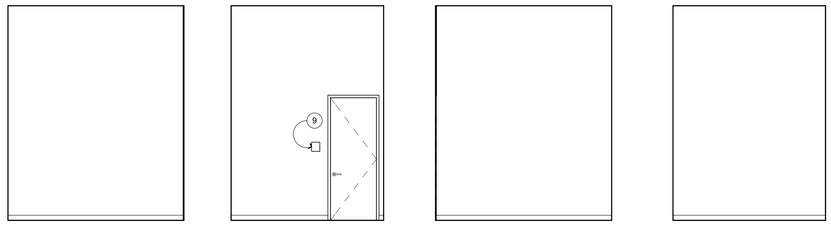

NORTHEAST SOUTHEAST SOUTHWEST NORTHWEST

MECH **A160**
1/4" = 1'-0" A-A

INTERIOR ELEVATION KEYNOTES

NOT ALL KEYNOTES MAY APPLY TO THIS SHEET

1. STRUCTURAL ITEM, S.S.D.
2. MECHANICAL ITEM, S.M.D.
3. PLUMBING FIXTURE, S.P.D.
4. ELECTRICAL ITEM, S.E.D.
5. ROOF ACCESS LADDER, SEE DETAIL 19/A-9.6
6. FIRE EXTINGUISHER CABINET, SEMI-RECESSED 17/A-9.4
7. ACCESSIBLE CASEWORK, SEE ENLARGED PLANS
8. MARKERBOARD, SEE 25/A-10.2
9. SIGNAGE, S.A.G.D.
10. WOOD SCREEN AT COMMUNITY ROOM, SEE 8/A-10.2
11. MONITOR SCREEN, SEE AV PLANS
12. CASEWORK, SEE 26/A-10.2 27/A-10.2
13. WINDOW SHADE, SEE WINDOW SCHEDULE AND 28/A-10.2 29/A-10.2
14. EXPANSION JOINT AND COVER, S.S.D. SEE SHEET A-9.1
15. MIRROR AT SINK, SEE 20/A-10.2
16. TOILET PARTITION, SEE 12/A-10.2 FOR MOUNTING 1/A-10.2
17. WALL GRAPHICS
18. LINEAR ACOUSTICAL PANELS & LIGHTING, SEE RCP 22/A-10.1
19. DISPLAY GLASS WALL, SEE FLOOR PLAN
20. SCREEN MONITOR RECESSED AND FLUSHED WITH ACOUSTICAL PANELS
21. CLOCK SPEAKER SYSTEM, S.E.D.
22. HYDRATION STATION, SEE DETAIL 7/A-10.2
23. CLERESTORY WINDOW, SEE WINDOW SCHEDULE
24. BOLLARD, ADA OPEN DOOR PUSH BUTTON.

INTERIOR ELEVATION GENERAL NOTES

1. NOTES AND SYMBOLS ARE TO APPLY AT ALL AREAS OF SIMILAR GRAPHIC REPRESENTATION. SUCH INDICATIONS MAY BE LIMITED TO PROMOTE CLARITY OR AVOID REDUNDANCY. NO LIMITATION OF APPLICATION SHALL BE CONSTRUED WITHOUT SPECIFIC NOTATION.
2. REFER TO MECHANICAL DRAWINGS FOR REGISTERS AND VENTS NOT OTHERWISE SHOWN.
3. REFER TO ELECTRICAL DRAWINGS FOR HORNS, SPEAKERS, PULL STATIONS AND OTHER FEATURES NOT OTHERWISE SHOWN.
4. TYPICAL MOUNTING HEIGHTS OF ACCESSIBLE ELEMENTS AT ACCESSIBLE FIXTURES SEE 1/A-10.2
5. FLUSH VALVE HANDLES SHALL BE LOCATED AT THE WIDE SIDE OF ACCESSIBLE STALL.
6. FLOORING & BASE SHALL EXTEND UNDER ACCESSIBLE SINK/LAVATORY BASE CABINETS TO THE WALL. WATER SUPPLY AND DRAINPIPES ACCESSIBLE UNDER LAVATORIES SHALL BE INSULATED OR OTHERWISE COVERED. THERE SHALL BE NO SHARP OR ABRASIVE SURFACES UNDER LAVATORIES.
7. PROVIDE SOLID BLOCKING FOR CABINET, ACCESSORY, OR EQUIPMENT MOUNTING 14/A-10.2
8. FOR FINISHES SEE FINISH PLAN AND SCHEDULE ON SHEETS A-8.4, A-8.5, A-8.6, A-8.7

QUATTROCCHI KWOK ARCHITECTS
Main:
636 Fifth Street, Santa Rosa, CA 95404
East Bay:
55 Harrison Street, Suite 525, Oakland, CA 94607
(707) 576-0829

LICENSED ARCHITECT
AARON JOBSON
LICENSE # C30620
EXP OCTOBER 31, 2023
STATE OF CALIFORNIA

SIGNED: FEBRUARY 04, 2022

Gensler
45 Fremont Street
Suite 1500
San Francisco, CA 94105
United States
Tel 415.433.3700
Fax 415.836.4599

GAVILAN COLLEGE

NEW COLLEGE CAMPUS

505 FAIRVIEW ROAD
HOLLISTER, CA 95023

GAVILAN JOINT COMMUNITY COLLEGE DISTRICT

DSA APP NO. 01-119906
ARCH PROJECT NO: 1897.00
DRAWN BY:
DRAWING SCALE:
PTN: N/A FILE NO: 43-C4

DSA SUBMITTAL
FEBRUARY 04, 2022

SHEET TITLE
INTERIOR ELEVATIONS

SHEET NUMBER
A-7.11

BIMcloud: archiserver - BIMcloud Basic for ARCHICAD 22/1897.00 GAVILAN COLLEGE 2/2/2022 1:54 PM

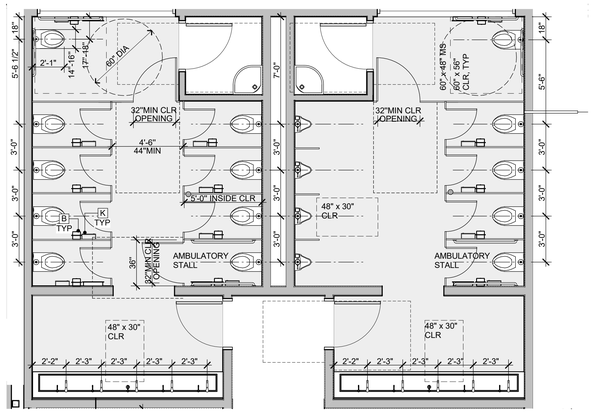

ENLARGED PLAN 2
1/4" = 1'-0"

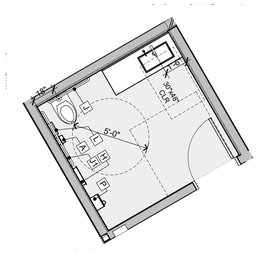

ENLARGED PLAN 3
1/4" = 1'-0"

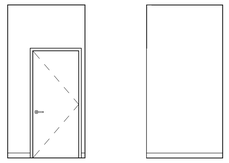

WEST NORTH

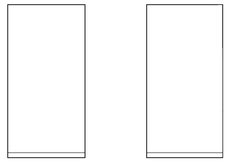

EAST SOUTH

CUSTODIAL 1 **A118**
1/4" = 1'-0" A-A



WEST NORTH

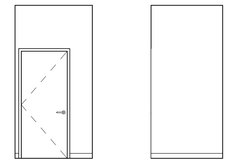

EAST SOUTH

CUSTODIAL 2 **A120**
1/4" = 1'-0" A-A

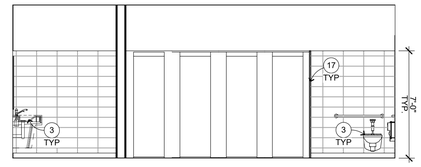

WEST

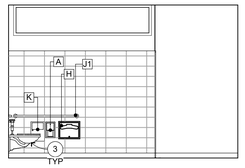

NORTH

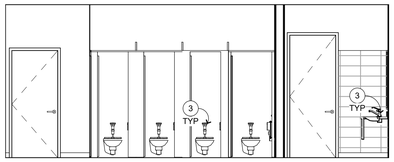

EAST

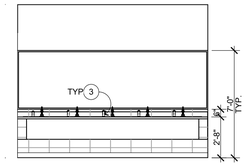

SOUTH

WOMEN **A117**
1/4" = 1'-0" A-A

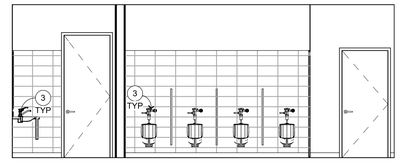

WEST

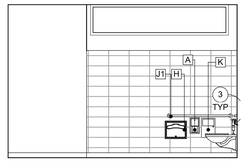

NORTH

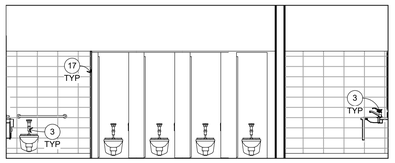

EAST

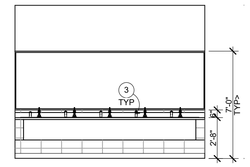

SOUTH

MEN **A119**
1/4" = 1'-0" A-A

NORTHEAST

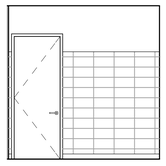

SOUTHEAST

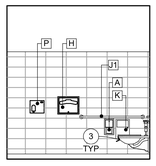

SOUTHWEST

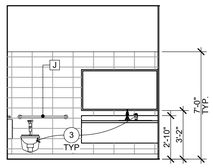

NORTHWEST

RESTROOM **A155**
1/4" = 1'-0" A-A

TOILET ROOM ACCESSORY SCHEDULE

A	TOILET PAPER DISPENSER, RECESSED (3" MAXIMUM PROJECTION)
B	TOILET PAPER DISPENSER, SURFACE MOUNTED
C	PAPER TOWEL DISPENSER, SURFACE MOUNTED
D	WASTE RECEPTACLE, N.I.C.
E	PAPER TOWEL DISPENSER AND WASTE RECEPTACLE, RECESSED
F	SOAP DISPENSER, SURFACE MOUNTED
G	MIRROR (TYP), FOR ATTACHMENT SEE 20/A-10.2 MTL FRMG
H	TOILET SEAT COVER DISPENSER, SURFACE MOUNTED
J	36" GRAB BAR, FOR ATTACHMENT SEE 22/A-10.2 MTL FRMG
J1	48" GRAB BAR, FOR ATTACHMENT SEE 22/A-10.2 MTL FRMG
K	SANITARY NAPKIN RECEPTACLE, SURFACE MOUNTED
L	SANITARY NAPKIN RECEPTACLE, RECESSED (3" MAXIMUM PROJECTION)
M	ACCESSIBLE FOLDING SHOWER SEAT
N	ACCESSIBLE SHOWER GRAB BAR
P	ELECTRIC HAND DRYER, SURFACE MOUNTED

INTERIOR ELEVATION KEYNOTES

NOT ALL KEYNOTES MAY APPLY TO THIS SHEET

1. STRUCTURAL ITEM, S.S.D.
2. MECHANICAL ITEM, S.M.D.
3. PLUMBING FIXTURE, S.P.D.
4. ELECTRICAL ITEM, S.E.D.
5. ROOF ACCESS LADDER, SEE DETAIL 19/A-9.6
6. FIRE EXTINGUISHER CABINET, SEMI-RECESSED 17/A-9.4
7. ACCESSIBLE CASEWORK, SEE ENLARGED PLANS
8. MARKERBOARD, SEE 25/A-10.2
9. SIGNAGE, S.A.G.D.
10. WOOD SCREEN AT COMMUNITY ROOM, SEE 8/A-10.2
11. MONITOR SCREEN, SEE AV PLANS
12. CASEWORK, SEE 26/A-10.2 27/A-10.2
13. WINDOW SHADE, SEE WINDOW SCHEDULE AND 28/A-10.2 29/A-10.2
14. EXPANSION JOINT AND COVER, S.S.D. SEE SHEET A-9.1
15. MIRROR AT SINK, SEE 20/A-10.2
16. TOILET PARTITION, SEE 12/A-10.2 FOR MOUNTING 1/A-10.2
17. WALL GRAPHICS
18. LINEAR ACOUSTICAL PANELS & LIGHTING, SEE RCP 22/A-10.1
19. DISPLAY GLASS WALL, SEE FLOOR PLAN
20. SCREEN MONITOR RECESSED AND FLUSHED WITH ACOUSTICAL PANELS
21. CLOCK SPEAKER SYSTEM, S.E.D.
22. HYDRATION STATION, SEE DETAIL 7/A-10.2
23. CLERESTORY WINDOW, SEE WINDOW SCHEDULE
24. BOLLARD, ADA OPEN DOOR PUSH BUTTON.

INTERIOR ELEVATION GENERAL NOTES

1. NOTES AND SYMBOLS ARE TO APPLY AT ALL AREAS OF SIMILAR GRAPHIC REPRESENTATION. SUCH INDICATIONS MAY BE LIMITED TO PROMOTE CLARITY OR AVOID REDUNDANCY. NO LIMITATION OF APPLICATION SHALL BE CONSTRUED WITHOUT SPECIFIC NOTATION.
2. REFER TO MECHANICAL DRAWINGS FOR REGISTERS AND VENTS NOT OTHERWISE SHOWN.
3. REFER TO ELECTRICAL DRAWINGS FOR HORNS, SPEAKERS, PULL STATIONS AND OTHER FEATURES NOT OTHERWISE SHOWN.
4. TYPICAL MOUNTING HEIGHTS OF ACCESSIBLE ELEMENTS AT ACCESSIBLE FIXTURES SEE 1/A-10.2
5. FLUSH VALVE HANDLES SHALL BE LOCATED AT THE WIDE SIDE OF ACCESSIBLE STALL.
6. FLOORING & BASE SHALL EXTEND UNDER ACCESSIBLE SINK/LAVATORY BASE CABINETS TO THE WALL. WATER SUPPLY AND DRAINPIPES ACCESSIBLE UNDER LAVATORIES SHALL BE INSULATED OR OTHERWISE COVERED. THERE SHALL BE NO SHARP OR ABRASIVE SURFACES UNDER LAVATORIES.
7. PROVIDE SOLID BLOCKING FOR CABINET, ACCESSORY, OR EQUIPMENT MOUNTING 14/A-10.2
8. FOR FINISHES SEE FINISH PLAN AND SCHEDULE ON SHEETS A-8.4, A-8.5, A-8.6, A-8.7

QUATTROCCHI KWOK ARCHITECTS
Main:
636 Fifth Street, Santa Rosa, CA 95404
East Bay:
55 Harrison Street, Suite 525, Oakland, CA 94607
(707) 576-0829

LICENSED ARCHITECT
AARON JOBSON
LICENSE # C30620
EXP. OCTOBER 31, 2023
STATE OF CALIFORNIA

SIGNED: FEBRUARY 04, 2022

Gensler
45 Fremont Street
Suite 1500
San Francisco, CA 94105
United States
Tel 415.433.3700
Fax 415.836.4599

GAVILAN COLLEGE

NEW COLLEGE CAMPUS

505 FAIRVIEW ROAD
HOLLISTER, CA 95023

GAVILAN JOINT COMMUNITY COLLEGE DISTRICT

DSA APP NO. 01-119906
ARCH PROJECT NO: 1897.00
DRAWN BY:
DRAWING SCALE:
PTN: N/A FILE NO: 43-C4

DSA SUBMITTAL
FEBRUARY 04, 2022

SHEET TITLE
INTERIOR ELEVATIONS ENLARGED TOILETS

SHEET NUMBER
A-7.12

BIMcloud: archiserver - BIMcloud Basic for ARCHICAD 22/1897.00 GAVILAN COLLEGE 2/2/2022 1:57 PM

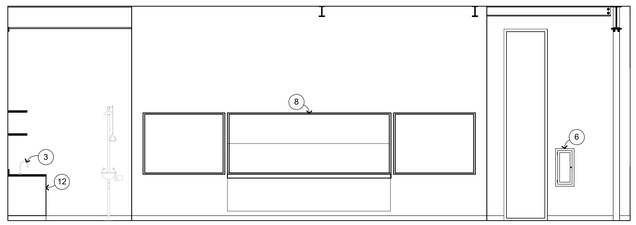

WEST

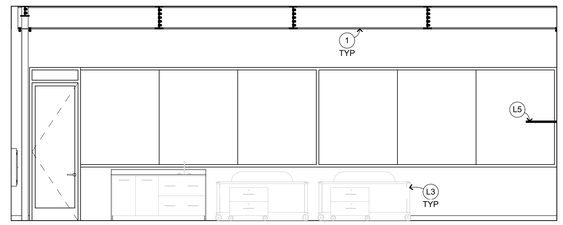

NORTH

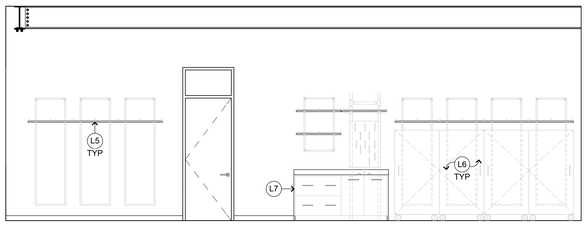

EAST

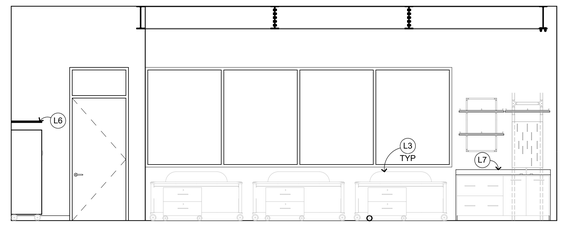

SOUTH

BIO SCIENCE **A125**

1/4" = 1'-0" A-A

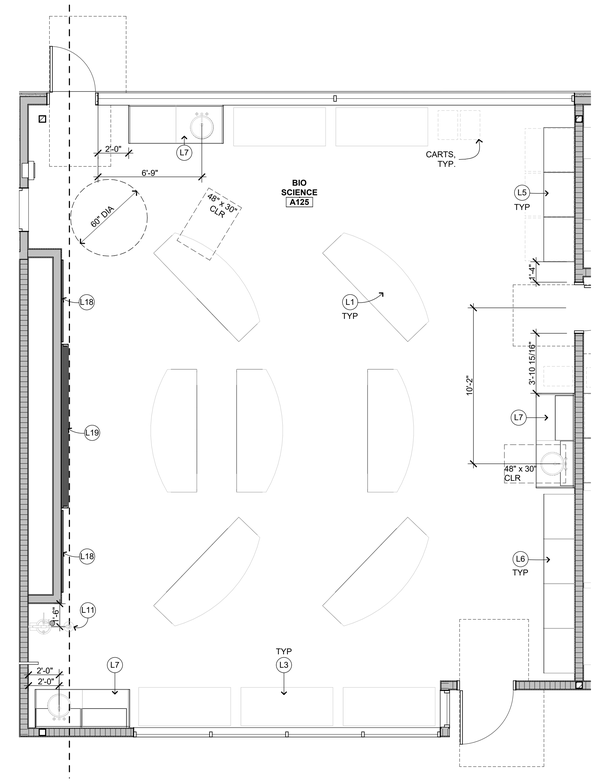

ENLARGED PLAN 1

1/4" = 1'-0"

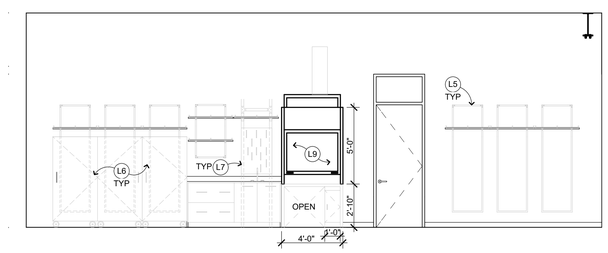

WEST

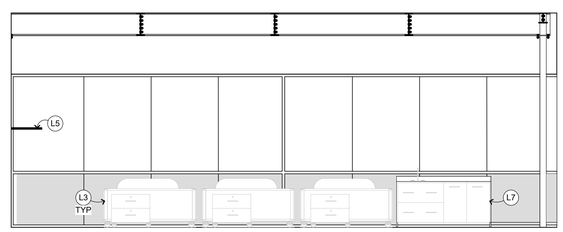

NORTH

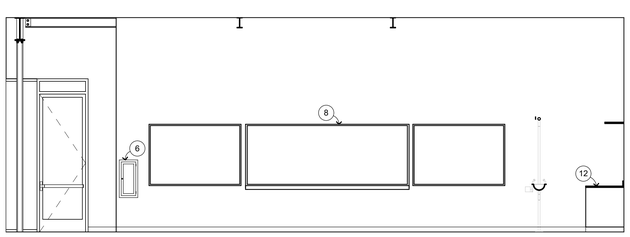

EAST

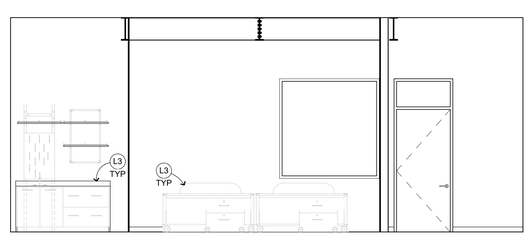

SOUTH

BIO SCIENCE LAB **A129**

1/4" = 1'-0" A-A

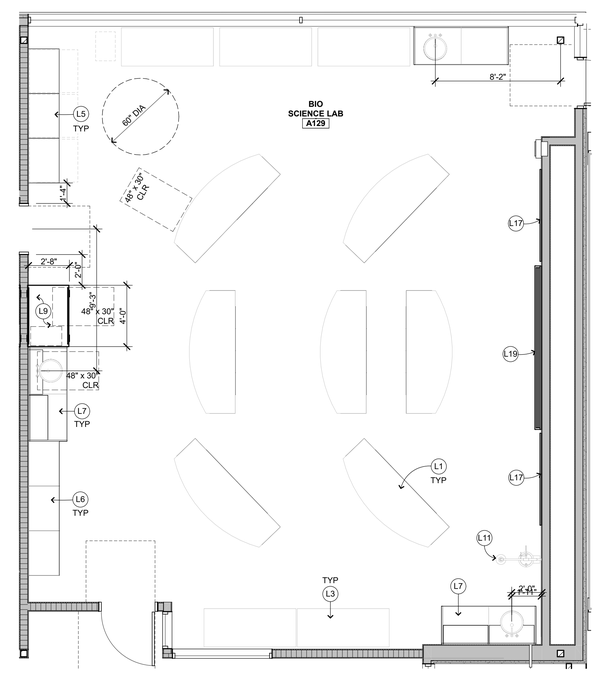

ENLARGED PLAN 7

1/4" = 1'-0"

INTERIOR ELEVATION KEYNOTES

NOT ALL KEYNOTES MAY APPLY TO THIS SHEET

1. STRUCTURAL ITEM, S.S.D.
2. MECHANICAL ITEM, S.M.D.
3. PLUMBING FIXTURE, S.P.D.
4. ELECTRICAL ITEM, S.E.D.
5. ROOF ACCESS LADDER, SEE DETAIL 19/A-9.6
6. FIRE EXTINGUISHER CABINET, SEMI-RECESSED 17/A-9.4
7. ACCESSIBLE CASEWORK, SEE ENLARGED PLANS
8. MARKERBOARD, SEE 25/A-10.2
9. SIGNAGE, S.A.G.D.
10. WOOD SCREEN AT COMMUNITY ROOM, SEE 8/A-10.2
11. MONITOR SCREEN, SEE AV PLANS
12. CASEWORK, SEE 26/A-10.2 27/A-10.2
13. WINDOW SHADE, SEE WINDOW SCHEDULE AND 28/A-10.2 29/A-10.2
14. EXPANSION JOINT AND COVER, S.S.D. SEE SHEET A-9.1
15. MIRROR AT SINK, SEE 20/A-10.2
16. TOILET PARTITION, SEE 12/A-10.2 FOR MOUNTING 1/A-10.2
17. WALL GRAPHICS
18. LINEAR ACOUSTICAL PANELS & LIGHTING, SEE RCP 22/A-10.1
19. DISPLAY GLASS WALL, SEE FLOOR PLAN
20. SCREEN MONITOR RECESSED AND FLUSHED WITH ACOUSTICAL PANELS
21. CLOCK SPEAKER SYSTEM, S.E.D.
22. HYDRATION STATION, SEE DETAIL 7/A-10.2
23. CLERESTORY WINDOW, SEE WINDOW SCHEDULE
24. BOLLARD, ADA OPEN DOOR PUSH BUTTON.

LAB KEYNOTES

ALL KEYNOTES APPLY TO A-7.13, A-7.14 AND A-7.15 SHEETS

- L1 MOBILE STUDENT LAB BENCH 5/A-10.4 12/A-10.4
- L2 MOBILE LAB BENCH WITH SHELVES 12/A-10.5
- L3 MOBILE LAB BENCH W/O SHELVES 2/A-10.5
- L4 MOBILE DESK STATION #DrgID/#LayID
- L5 EQUIPMENT SPACE W/SHELF 4/A-10.4
- L6 TALL CABINET W/MARKER BOARD DOORS 27/A-10.4
- L7 SINK STATION AT BIOLOGY LAB WALL 4/A-10.3 12/A-10.3
- L8 SINK STATION AT PREP ROOMS 2/A-10.3
- L9 4' WIDE ADA ACESSIBLE FUME HOOD #DrgID/#LayID
- L10 CENTER STORAGE AISLE IN PREP ROOM
- L11 SAFETY SHOWER/ EYEWASH
- L12 6' WIDE FUME HOOD #DrgID/#LayID
- L13 FIXED WALL BENCH-CHEMISTRY #/A-10.3
- L14 SINK STATION AT CHEMISTRY LAB WALL 22/A-10.3
- L15 SINK STATION AT CHEMISTRY WINDOW WALL 14/A-10.3
- L16 ADA SINK STATION AT LABS 24/A-10.3
- L17 6' SMART BOARD, S.E.D.
- L18 4' SMART BOARD, S.E.D.
- L19 8' VERTICAL SLIDE BOARD

INTERIOR ELEVATION GENERAL NOTES

1. NOTES AND SYMBOLS ARE TO APPLY AT ALL AREAS OF SIMILAR GRAPHIC REPRESENTATION. SUCH INDICATIONS MAY BE LIMITED TO PROMOTE CLARITY OR AVOID REDUNDANCY. NO LIMITATION OF APPLICATION SHALL BE CONSTRUED WITHOUT SPECIFIC NOTATION.
2. REFER TO MECHANICAL DRAWINGS FOR REGISTERS AND VENTS NOT OTHERWISE SHOWN.
3. REFER TO ELECTRICAL DRAWINGS FOR HORNS, SPEAKERS, PULL STATIONS AND OTHER FEATURES NOT OTHERWISE SHOWN.
4. TYPICAL MOUNTING HEIGHTS OF ACCESSIBLE ELEMENTS AT ACCESSIBLE FIXTURES SEE 1/A-10.2
5. FLUSH VALVE HANDLES SHALL BE LOCATED AT THE WIDE SIDE OF ACCESSIBLE STALL.
6. FLOORING & BASE SHALL EXTEND UNDER ACCESSIBLE SINK/LAVATORY BASE CABINETS TO THE WALL. WATER SUPPLY AND DRAINPIPES ACCESSIBLE UNDER LAVATORIES SHALL BE INSULATED OR OTHERWISE COVERED. THERE SHALL BE NO SHARP OR ABRASIVE SURFACES UNDER LAVATORIES.
7. PROVIDE SOLID BLOCKING FOR CABINET, ACCESSORY, OR EQUIPMENT MOUNTING 14/A-10.2
8. FOR FINISHES SEE FINISH PLAN AND SCHEDULE ON SHEETS A-8.4, A-8.5, A-8.6, A-8.7

QUATTROCCHI KWOK ARCHITECTS

Main:
636 Fifth Street, Santa Rosa, CA 95404
East Bay:
55 Harrison Street, Suite 525,
Oakland, CA 94607

(707) 576-0829

LICENSED ARCHITECT
AARON JOBSON
LICENSE # C30620
EXP OCTOBER 31, 2023
STATE OF CALIFORNIA

SIGNED: FEBRUARY 04, 2022

Gensler

45 Fremont Street
Suite 1500
San Francisco, CA 94105
United States

Tel 415.433.3700
Fax 415.836.4599

GAVILAN COLLEGE

NEW COLLEGE CAMPUS

505 FAIRVIEW ROAD
HOLLISTER, CA 95023

GAVILAN JOINT COMMUNITY COLLEGE DISTRICT

DSA APP NO. 01-119906

ARCH PROJECT NO: 1897.00

DRAWN BY:

DRAWING SCALE:

PTN: N/A FILE NO: 43-C4

DSA SUBMITTAL

FEBRUARY 04, 2022

SHEET TITLE

INTERIOR ELEVATIONS ENLARGED LABS

SHEET NUMBER

A-7.13

BIMcloud: archiserver - BIMcloud Basic for ARCHICAD 22/1897.00 GAVILAN COLLEGE 2/2/2022 2:02 PM

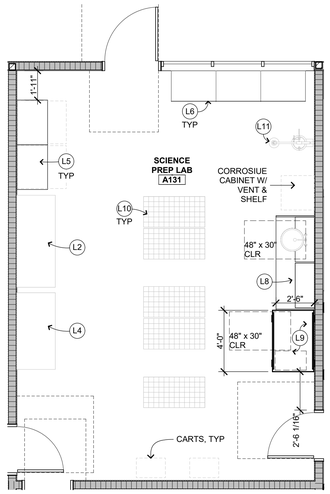

PREP LAB A131 ENLARGED PLAN (2)

1/4" = 1'-0"

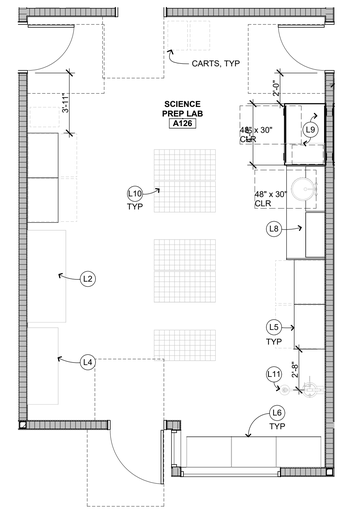

PREP LAB A126 ENLARGED PLAN (1)

1/4" = 1'-0"

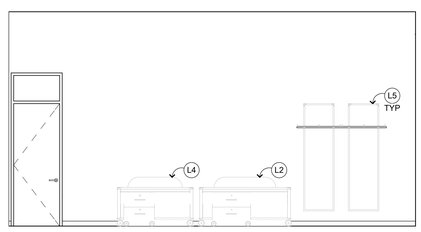

WEST

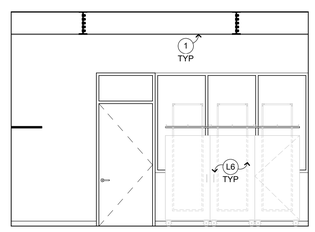

NORTH

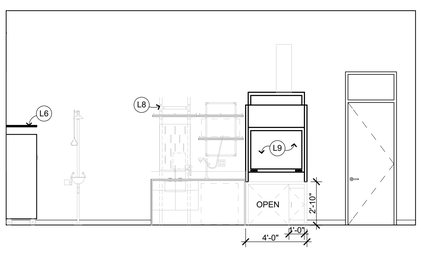

EAST

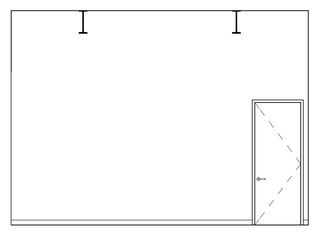

SOUTH

SCIENCE PREP LAB **A131**

1/4" = 1'-0" A-A

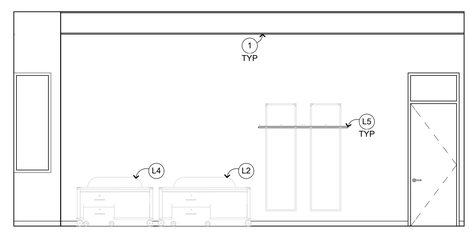

WEST

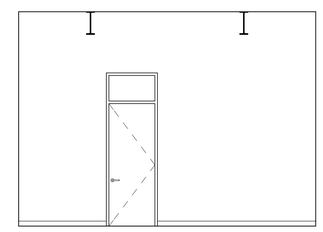

NORTH

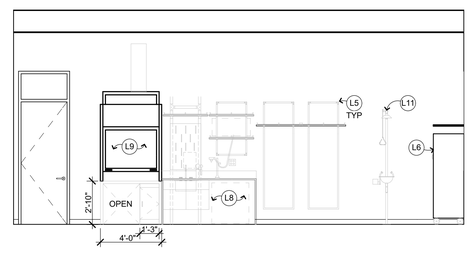

EAST

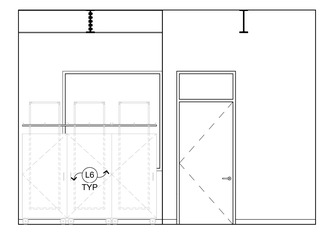

SOUTH

SCIENCE PREP LAB **A126**

1/4" = 1'-0" A-A

INTERIOR ELEVATION KEYNOTES

NOT ALL KEYNOTES MAY APPLY TO THIS SHEET

1. STRUCTURAL ITEM, S.S.D.
2. MECHANICAL ITEM, S.M.D.
3. PLUMBING FIXTURE, S.P.D.
4. ELECTRICAL ITEM, S.E.D.
5. ROOF ACCESS LADDER, SEE DETAIL 19/A-9.6
6. FIRE EXTINGUISHER CABINET, SEMI-RECESSED 17/A-9.4
7. ACCESSIBLE CASEWORK, SEE ENLARGED PLANS
8. MARKERBOARD, SEE 25/A-10.2
9. SIGNAGE, S.A.G.D.
10. WOOD SCREEN AT COMMUNITY ROOM, SEE 8/A-10.2
11. MONITOR SCREEN, SEE AV PLANS
12. CASEWORK, SEE 26/A-10.2 27/A-10.2
13. WINDOW SHADE, SEE WINDOW SCHEDULE AND 28/A-10.2 29/A-10.2
14. EXPANSION JOINT AND COVER, S.S.D. SEE SHEET A-9.1
15. MIRROR AT SINK, SEE 20/A-10.2
16. TOILET PARTITION, SEE 12/A-10.2 FOR MOUNTING 1/A-10.2
17. WALL GRAPHICS
18. LINEAR ACOUSTICAL PANELS & LIGHTING, SEE RCP 22/A-10.1
19. DISPLAY GLASS WALL, SEE FLOOR PLAN
20. SCREEN MONITOR RECESSED AND FLUSHED WITH ACOUSTICAL PANELS
21. CLOCK SPEAKER SYSTEM, S.E.D.
22. HYDRATION STATION, SEE DETAIL 7/A-10.2
23. CLERESTORY WINDOW, SEE WINDOW SCHEDULE
24. BOLLARD, ADA OPEN DOOR PUSH BUTTON.

LAB KEYNOTES

ALL KEYNOTES APPLY TO A-7.13, A-7.14 AND A-7.15 SHEETS

- L1 MOBILE STUDENT LAB BENCH 5/A-10.4 12/A-10.4
- L2 MOBILE LAB BENCH WITH SHELVES 12/A-10.5
- L3 MOBILE LAB BENCH W/O SHELVES 2/A-10.5
- L4 MOBILE DESK STATION #DrgID/#LayID
- L5 EQUIPMENT SPACE W/SHELF 4/A-10.4
- L6 TALL CABINET W/MARKER BOARD DOORS 27/A-10.4
- L7 SINK STATION AT BIOLOGY LAB WALL 4/A-10.3 12/A-10.3
- L8 SINK STATION AT PREP ROOMS 2/A-10.3
- L9 4' WIDE ADA ACESSIBLE FUME HOOD #DrgID/#LayID
- L10 CENTER STORAGE AISLE IN PREP ROOM
- L11 SAFETY SHOWER/ EYEWASH
- L12 6' WIDE FUME HOOD #DrgID/#LayID
- L13 FIXED WALL BENCH-CHEMISTRY #/A-10.3
- L14 SINK STATION AT CHEMISTRY LAB WALL 22/A-10.3
- L15 SINK STATION AT CHEMISTRY WINDOW WALL 14/A-10.3
- L16 ADA SINK STATION AT LABS 24/A-10.3
- L17 6' SMART BOARD, S.E.D.
- L18 4' SMART BOARD, S.E.D.
- L19 8' VERTICAL SLIDE BOARD

INTERIOR ELEVATION GENERAL NOTES

1. NOTES AND SYMBOLS ARE TO APPLY AT ALL AREAS OF SIMILAR GRAPHIC REPRESENTATION. SUCH INDICATIONS MAY BE LIMITED TO PROMOTE CLARITY OR AVOID REDUNDANCY. NO LIMITATION OF APPLICATION SHALL BE CONSTRUED WITHOUT SPECIFIC NOTATION.
2. REFER TO MECHANICAL DRAWINGS FOR REGISTERS AND VENTS NOT OTHERWISE SHOWN.
3. REFER TO ELECTRICAL DRAWINGS FOR HORNS, SPEAKERS, PULL STATIONS AND OTHER FEATURES NOT OTHERWISE SHOWN.
4. TYPICAL MOUNTING HEIGHTS OF ACCESSIBLE ELEMENTS AT ACCESSIBLE FIXTURES SEE 1/A-10.2
5. FLUSH VALVE HANDLES SHALL BE LOCATED AT THE WIDE SIDE OF ACCESSIBLE STALL.
6. FLOORING & BASE SHALL EXTEND UNDER ACCESSIBLE SINK/LAVATORY BASE CABINETS TO THE WALL. WATER SUPPLY AND DRAINPIPES ACCESSIBLE UNDER LAVATORIES SHALL BE INSULATED OR OTHERWISE COVERED. THERE SHALL BE NO SHARP OR ABRASIVE SURFACES UNDER LAVATORIES.
7. PROVIDE SOLID BLOCKING FOR CABINET, ACCESSORY, OR EQUIPMENT MOUNTING 14/A-10.2
8. FOR FINISHES SEE FINISH PLAN AND SCHEDULE ON SHEETS A-8.4, A-8.5, A-8.6, A-8.7

QUATTROCCHI KWOK ARCHITECTS
Main:
636 Fifth Street, Santa Rosa, CA 95404
East Bay:
55 Harrison Street, Suite 525, Oakland, CA 94607
(707) 576-0829

LICENSED ARCHITECT
AARON JOBSON
LICENSE # C30620
EXP OCTOBER 31, 2023
STATE OF CALIFORNIA

SIGNED: FEBRUARY 04, 2022

Gensler
45 Fremont Street
Suite 1500
San Francisco, CA 94105
United States
Tel 415.433.3700
Fax 415.836.4599

GAVILAN COLLEGE

NEW COLLEGE CAMPUS

505 FAIRVIEW ROAD
HOLLISTER, CA 95023

GAVILAN JOINT COMMUNITY COLLEGE DISTRICT

DSA APP NO. 01-119906

ARCH PROJECT NO: 1897.00

DRAWN BY:

DRAWING SCALE:

PTN: N/A FILE NO: 43-C4

DSA SUBMITTAL

FEBRUARY 04, 2022

SHEET TITLE

INTERIOR ELEVATIONS ENLARGED LABS

SHEET NUMBER

A-7.14

BIMcloud: archiserver - BIMcloud Basic for ARCHICAD 22/1897.00 GAVILAN COLLEGE 2/2/2022 2:02 PM

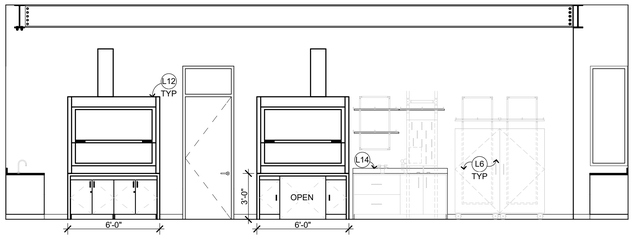

WEST

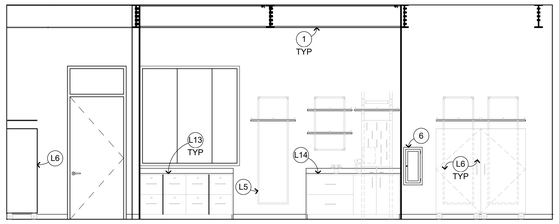

NORTH

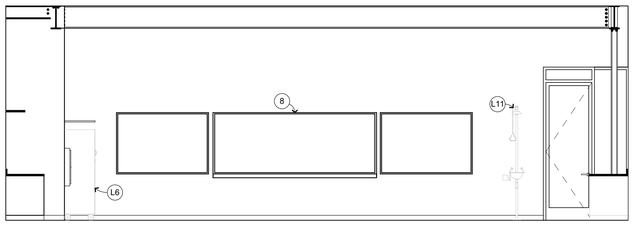

EAST

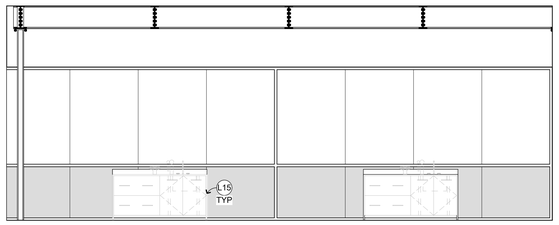

SOUTH

CHEMISTRY SCIENCE LAB **A130**

1/4" = 1'-0" A-A

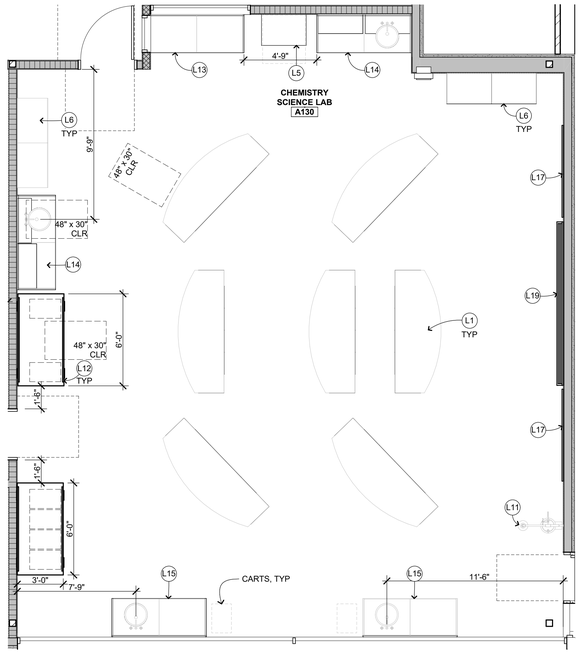

ENLARGED PLAN 1

1/4" = 1'-0"

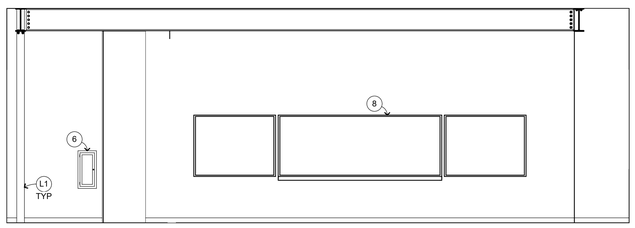

WEST

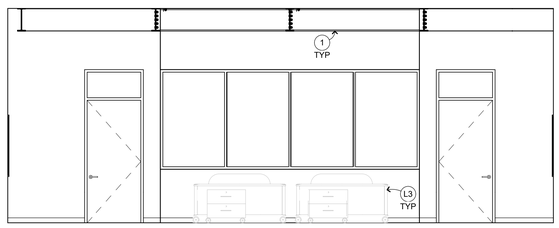

NORTH

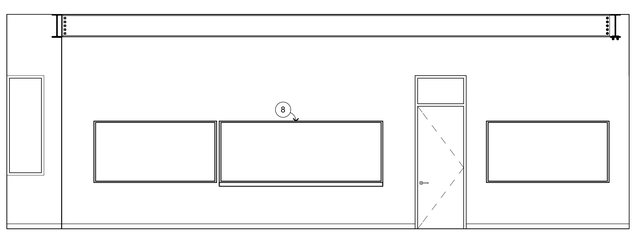

EAST

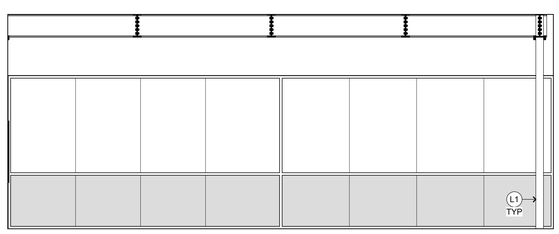

SOUTH

FLEX CLASSROOM **A133**

1/4" = 1'-0" A-A

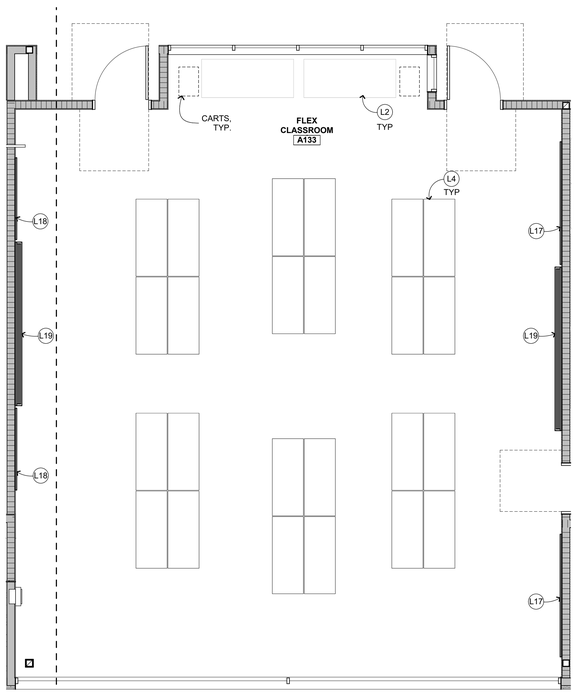

FLEX CLASSROOM ENLARGED FLOOR PLAN 2

1/4" = 1'-0"

INTERIOR ELEVATION KEYNOTES

NOT ALL KEYNOTES MAY APPLY TO THIS SHEET

1. STRUCTURAL ITEM, S.S.D.
2. MECHANICAL ITEM, S.M.D.
3. PLUMBING FIXTURE, S.P.D.
4. ELECTRICAL ITEM, S.E.D.
5. ROOF ACCESS LADDER, SEE DETAIL 19/A-9.6
6. FIRE EXTINGUISHER CABINET, SEMI-RECESSED 17/A-9.4
7. ACCESSIBLE CASEWORK, SEE ENLARGED PLANS
8. MARKERBOARD, SEE 25/A-10.2
9. SIGNAGE, S.A.G.D.
10. WOOD SCREEN AT COMMUNITY ROOM, SEE 8/A-10.2
11. MONITOR SCREEN, SEE AV PLANS
12. CASEWORK, SEE 26/A-10.2 27/A-10.2
13. WINDOW SHADE, SEE WINDOW SCHEDULE AND 28/A-10.2 29/A-10.2
14. EXPANSION JOINT AND COVER, S.S.D. SEE SHEET A-9.1
15. MIRROR AT SINK, SEE 20/A-10.2
16. TOILET PARTITION, SEE 12/A-10.2 FOR MOUNTING 1/A-10.2
17. WALL GRAPHICS
18. LINEAR ACOUSTICAL PANELS & LIGHTING, SEE RCP 22/A-10.1
19. DISPLAY GLASS WALL, SEE FLOOR PLAN
20. SCREEN MONITOR RECESSED AND FLUSHED WITH ACOUSTICAL PANELS
21. CLOCK SPEAKER SYSTEM, S.E.D.
22. HYDRATION STATION, SEE DETAIL 7/A-10.2
23. CLERESTORY WINDOW, SEE WINDOW SCHEDULE
24. BOLLARD, ADA OPEN DOOR PUSH BUTTON.

LAB KEYNOTES

ALL KEYNOTES APPLY TO A-7.13, A-7.14 AND A-7.15 SHEETS

- L1 MOBILE STUDENT LAB BENCH 5/A-10.4 12/A-10.4
- L2 MOBILE LAB BENCH WITH SHELVES 12/A-10.5
- L3 MOBILE LAB BENCH W/O SHELVES 2/A-10.5
- L4 MOBILE DESK STATION #DrgID #LayID
- L5 EQUIPMENT SPACE W/SHELF 4/A-10.4
- L6 TALL CABINET W/MARKER BOARD DOORS 27/A-10.4
- L7 SINK STATION AT BIOLOGY LAB WALL 4/A-10.3 12/A-10.3
- L8 SINK STATION AT PREP ROOMS 2/A-10.3
- L9 4' WIDE ADA ACESSIBLE FUME HOOD #DrgID #LayID
- L10 CENTER STORAGE AISLE IN PREP ROOM
- L11 SAFETY SHOWER/ EYEWASH
- L12 6' WIDE FUME HOOD #DrgID #LayID
- L13 FIXED WALL BENCH-CHEMISTRY #/A-10.3
- L14 SINK STATION AT CHEMISTRY LAB WALL 22/A-10.3
- L15 SINK STATION AT CHEMISTRY WINDOW WALL 14/A-10.3
- L16 ADA SINK STATION AT LABS 24/A-10.3
- L17 6' SMART BOARD, S.E.D.
- L18 4' SMART BOARD, S.E.D.
- L19 8' VERTICAL SLIDE BOARD

INTERIOR ELEVATION GENERAL NOTES

1. NOTES AND SYMBOLS ARE TO APPLY AT ALL AREAS OF SIMILAR GRAPHIC REPRESENTATION. SUCH INDICATIONS MAY BE LIMITED TO PROMOTE CLARITY OR AVOID REDUNDANCY. NO LIMITATION OF APPLICATION SHALL BE CONSTRUED WITHOUT SPECIFIC NOTATION.
2. REFER TO MECHANICAL DRAWINGS FOR REGISTERS AND VENTS NOT OTHERWISE SHOWN.
3. REFER TO ELECTRICAL DRAWINGS FOR HORNS, SPEAKERS, PULL STATIONS AND OTHER FEATURES NOT OTHERWISE SHOWN.
4. TYPICAL MOUNTING HEIGHTS OF ACCESSIBLE ELEMENTS AT ACCESSIBLE FIXTURES SEE 1/A-10.2
5. FLUSH VALVE HANDLES SHALL BE LOCATED AT THE WIDE SIDE OF ACCESSIBLE STALL.
6. FLOORING & BASE SHALL EXTEND UNDER ACCESSIBLE SINK/LAVATORY BASE CABINETS TO THE WALL. WATER SUPPLY AND DRAINPIPES ACCESSIBLE UNDER LAVATORIES SHALL BE INSULATED OR OTHERWISE COVERED. THERE SHALL BE NO SHARP OR ABRASIVE SURFACES UNDER LAVATORIES.
7. PROVIDE SOLID BLOCKING FOR CABINET, ACCESSORY, OR EQUIPMENT MOUNTING 14/A-10.2
8. FOR FINISHES SEE FINISH PLAN AND SCHEDULE ON SHEETS A-8.4, A-8.5, A-8.6, A-8.7

QUATTROCCHI KWOK ARCHITECTS

Main:
636 Fifth Street, Santa Rosa, CA 95404
East Bay:
55 Harrison Street, Suite 525,
Oakland, CA 94607

(707) 576-0829

LICENSED ARCHITECT
AARON JOBSON
LICENSE # C30620
EXP OCTOBER 31, 2023
STATE OF CALIFORNIA

SIGNED: FEBRUARY 04, 2022

Gensler

45 Fremont Street
Suite 1500
San Francisco, CA 94105
United States

Tel 415.433.3700
Fax 415.836.4599

GAVILAN COLLEGE

NEW COLLEGE CAMPUS

505 FAIRVIEW ROAD
HOLLISTER, CA 95023

GAVILAN JOINT COMMUNITY COLLEGE DISTRICT

DSA APP NO. 01-119906

ARCH PROJECT NO: 1897.00

DRAWN BY:

DRAWING SCALE:

PTN: N/A FILE NO: 43-C4

DSA SUBMITTAL

FEBRUARY 04, 2022

SHEET TITLE

INTERIOR ELEVATIONS ENLARGED LABS

SHEET NUMBER

A-7.15

BIMcloud: archiserver - BIMcloud Basic for ARCHICAD 22/1897.00 GAVILAN COLLEGE 2/2/2022 2:02 PM

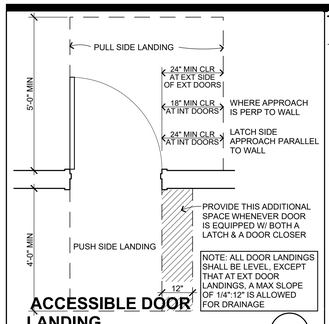

ACCESSIBLE DOOR LANDING

1/2" = 1'-0" B203301 **31**

DOOR GENERAL NOTES

1. ALL EXIT DOORS IN SCHOOL BUILDINGS, INCLUDING BUT NOT LIMITED TO DOORS OF TOILET ROOMS AND STORAGE ROOMS SHALL CONFORM TO CBC 1010. EXIT DOORS SHALL BE OPERABLE FROM THE INSIDE WITHOUT THE USE OF A KEY, OR SPECIAL KNOWLEDGE OR EFFORT.
2. EXIT DEVICES (PANIC HARDWARE) SHALL BE INSTALLED IN CONFORMANCE WITH CBC 1010.1.10. PANIC HARDWARE IS REQUIRED FROM ROOMS AND CORRIDORS OF A OR E OCCUPANCY WHERE OCCUPANT LOAD EXCEEDS 50 PER CBC 1010.1.10
3. ALL DOORS AT E OCCUPANCY WITH AN OCCUPANT LOAD GREATER THAN 5 SHALL BE LOCKABLE FROM THE INSIDE.
4. DOORS WITH CLOSERS SHALL BE ADJUSTED TO PROVIDE MINIMUM DOOR CLOSER PERIOD OF FIVE SECONDS FROM A POSITION OF 90 DEGREES TO WITHIN 12 DEGREES OF THE DOOR LATCH, MEASURED FROM THE LEADING EDGE OF THE DOOR.
5. MAXIMUM EFFORT TO OPERATE DOORS SHALL NOT EXCEED 5 POUNDS APPLIED IN THE DIRECTION OF TRAVEL. REQUIRED FIRE DOORS SHALL HAVE A MAXIMUM OPERATING EFFORT NOT TO EXCEED 15 POUNDS. THESE FORCES DO NOT APPLY TO THE FORCE REQUIRED TO RETRACT LATCH BOLTS OR DISENGAGE OTHER DEVICES THAT HOLD THE DOOR OR GATE IN A CLOSED POSITION.
6. SEE ARCHITECTURAL SIGNAGE DRAWINGS FOR SIGNS ON DOORS AND SIGNS RELATED TO ENTRANCE AND EXIT. REFER TO SITE PLAN FOR SITE SIGNAGE.

DOOR GENERAL NOTES

1/4" = 1'-0" Z101005 **26**

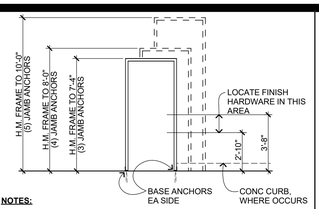

NOTES:

1. PROVIDE DOOR FRAME ANCHORAGE AS FOLLOWS: PROVIDE A MINIMUM OF (3) FRAME ANCHORS AT EA JAMB OF DOOR FRAMES AT 24" O.C. MAX WITHIN 18" OF TOP AND BOTTOM. JAMB ANCHORS TO BE SPACED EQUALLY.
2. ATTACH ANCHORS TO WOOD FRAMING WITH #8 F.H.W.S., 1 1/2" MINIMUM PENETRATION.
3. BASE ANCHORS ARE ADDITIONAL TO THE NUMBER OF JAMB ANCHORS INDICATED ON THIS DIAGRAM [SEE 16 / A-8.1]

HM FRAME ANCHORAGE

1/4" = 1'-0" B203106 **21**

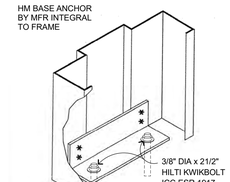

HM FRAME BASE ANCHOR

3" = 1'-0" B203106.1 **16**

DOOR FRAME TYPES

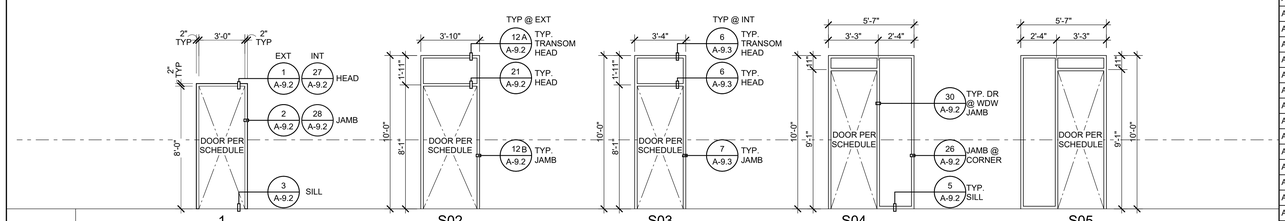

	1	S02	S03	S04	S05
TYPE	HOLLOW METAL FRAME	ALUMINUM STOREFRONT	ALUMINUM STOREFRONT	ALUMINUM STOREFRONT	ALUMINUM STOREFRONT
GLAZING	DUAL GLAZED	DUAL GLAZED	DUAL GLAZED (EXT)/ WOOD PNL INT	DUAL GLAZED	DUAL GLAZED
OPERATION	N/A	N/A	N/A	N/A	N/A
RATING	N/A	N/A	N/A	N/A	N/A
NOTES	TYP. HEAD/ JAMB @ FLUSH CONDITION [16-17 / A-9.2]				

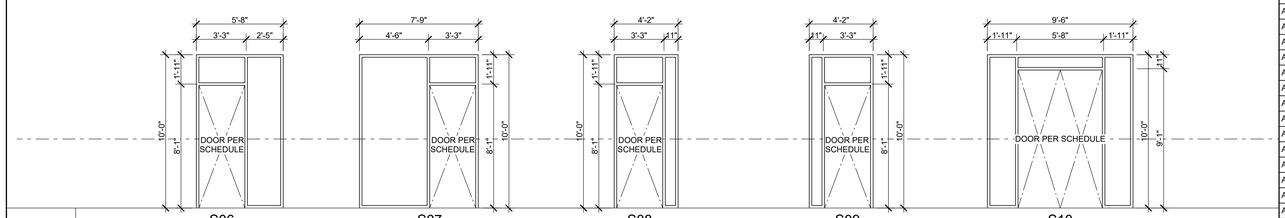

	S06	S07	S08	S09	S10
TYPE	ALUMINUM STOREFRONT	ALUMINUM STOREFRONT	ALUMINUM STOREFRONT	ALUMINUM STOREFRONT	ALUMINUM STOREFRONT
GLAZING	DUAL GLAZED	DUAL GLAZED	DUAL GLAZED	DUAL GLAZED	DUAL GLAZED
OPERATION	N/A	N/A	N/A	N/A	N/A
RATING	N/A	N/A	N/A	N/A	N/A
NOTES					

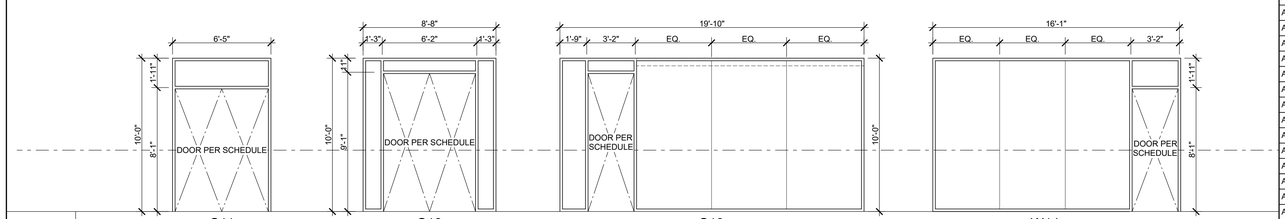

	S11	S12	S13	W14
TYPE	ALUMINUM STOREFRONT	ALUMINUM STOREFRONT	ALUMINUM STOREFRONT	LOW PROFILE WALL/ WINDOW SYSTEM
GLAZING	DUAL GLAZED	DUAL GLAZED	DUAL GLAZED	1/2" LAMINATED CLEAR GLASS
OPERATION	N/A	N/A	N/A	N/A
RATING	N/A	N/A	N/A	N/A
NOTES				

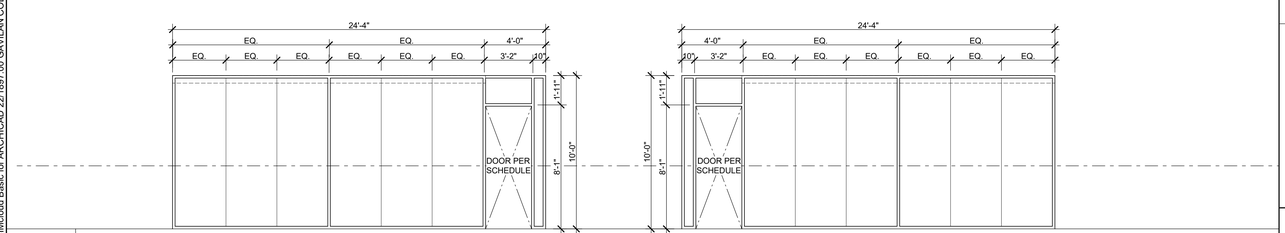

	S15	S16
TYPE	ALUMINUM STOREFRONT	ALUMINUM STOREFRONT
GLAZING	DUAL GLAZED	DUAL GLAZED
OPERATION	N/A	N/A
RATING	N/A	N/A
NOTES		

DOOR SCHEDULE

ID	TYPE	DOOR SIZE	DOOR MAT	DOOR FIN	FRAME TYPE	FRAME MAT	FRAME FIN	LOUVER SIZE	LABEL	HDWR	P. H.	REMARKS
A101A	F	PR - 3'-0" x 9'-0"	ALUM	FAC FIN	CW06	ALUM	FAC FIN		-	SET 3.0	PH	CARD READER, ELECTRIFIED LOCKSET. SEE SE SHEETS
A101B	F	PR - 3'-0" x 9'-0"	ALUM	FAC FIN	CW06	ALUM	FAC FIN		-	SET 2.0	PH	CARD READER, ELECTRIFIED LOCKSET. SEE SE SHEETS/ EXT & INT BOLLARD ACTUATOR
A101C	F	PR - 3'-0" x 9'-0"	ALUM	FAC FIN	CW08	ALUM	FAC FIN		-	SET 2.0	PH	CARD READER, ELECTRIFIED LOCKSET. SEE SE SHEETS
A102A	F	PR - 3'-0" x 9'-0"	ALUM	FAC FIN	CW05	ALUM	FAC FIN		-	SET 2.0	PH	ELECTRIFIED LOCKSET. SEE SE SHEETS
A103A	F	3'-0" x 8'-0"	WOOD	FAC FIN	S06	ALUM	FAC FIN		-	SET 15.0		
A104A	F	PR - 3'-0" x 9'-0"	ALUM	FAC FIN	S12	ALUM	FAC FIN		-	SET 1.0	PH	CARD READER, ELECTRIFIED LOCKSET. SEE SE SHEETS
A106A	A	3'-0" x 8'-0"	WOOD	FAC FIN	S07	ALUM	FAC FIN		-	SET 18.0		
A107A	A	3'-0" x 8'-0"	WOOD	FAC FIN	S09	ALUM	FAC FIN		-	SET 18.0		
A108A	A	3'-0" x 8'-0"	WOOD	FAC FIN	S09	ALUM	FAC FIN		-	SET 18.0		
A109A	A	3'-0" x 8'-0"	WOOD	FAC FIN	S08	ALUM	FAC FIN		-	SET 18.0		
A110A	E	3'-0" x 8'-0"	WOOD	FAC FIN	S03	ALUM	FAC FIN		-	SET 20.0		
A111A	A	3'-0" x 8'-0"	WOOD	FAC FIN	S03	ALUM	FAC FIN		-	SET 18.0		
A113A	G	5'-0" x 8'-0"	STL	FAC FIN		STL	FAC FIN					ROLL UP DOOR
A114A	A	3'-0" x 8'-0"	H.M.	PAINT	S03	H.M.	PAINT		-	SET 8.0		CARD READER, ELECTRIFIED LOCKSET. SEE SE SHEETS
A115A	A	3'-0" x 8'-0"	H.M.	PAINT	S03	H.M.	PAINT		-	SET 8.0		CARD READER, ELECTRIFIED LOCKSET. SEE SE SHEETS
A116A	E	3'-0" x 8'-0"	WOOD	FAC FIN	S03	ALUM	FAC FIN		-	SET 21.0		
A116B	A	3'-0" x 8'-0"	H.M.	PAINT	1	H.M.	PAINT		-	SET 14.0		CARD READER, ELECTRIFIED LOCKSET. SEE SE SHEETS
A117A	A	3'-0" x 8'-0"	WOOD	FAC FIN	1	ALUM	FAC FIN		-	SET 26.0		
A118A	A	3'-0" x 7'-0"	H.M.	PAINT	1	H.M.	PAINT		-	SET 15.0		
A119A	A	3'-0" x 8'-0"	WOOD	FAC FIN	1	ALUM	FAC FIN		-	SET 26.0		
A120A	A	3'-0" x 7'-0"	H.M.	PAINT	1	H.M.	PAINT		-	SET 15.0		
A121A	C	PR - 3'-0" x 8'-0"	WOOD	FAC FIN		ALUM	FAC FIN		-	SET 25.0		
A121B	F	3'-0" x 8'-0"	ALUM	FAC FIN	S03	ALUM	FAC FIN		-	SET 9.0		
A122A	A	3'-0" x 8'-0"	WOOD	FAC FIN	S03	ALUM	FAC FIN		-	SET 16.0		
A123A	A	3'-0" x 8'-0"	WOOD	FAC FIN	S14	ALUM	FAC FIN		-	SET 21.0		
A123B	F	3'-0" x 9'-0"	ALUM	FAC FIN	S13	ALUM	FAC FIN		-	SET 9.0		
A125A	A	3'-6" x 8'-0"	WOOD	FAC FIN	S02	ALUM	FAC FIN		45-MIN	SET 13.0		
A125B	F	3'-0" x 9'-0"	ALUM	FAC FIN	S18	ALUM	FAC FIN		-	SET 5.0		
A125C	A	3'-0" x 8'-0"	WOOD	FAC FIN	S03	ALUM	FAC FIN		45-MIN	SET 24.0		
A126A	A	3'-6" x 8'-0"	WOOD	FAC FIN	S02	ALUM	FAC FIN		45-MIN	SET 13.0		
A127A	A	3'-0" x 8'-0"	H.M.	PAINT	S03	H.M.	PAINT		45-MIN	SET 14.0		CARD READER, ELECTRIFIED LOCKSET. SEE SE SHEETS
A128A	A	3'-0" x 8'-0"	H.M.	PAINT	S03	H.M.	PAINT		-	SET 14.0		CARD READER, ELECTRIFIED LOCKSET. SEE SE SHEETS
A129A	A	3'-6" x 8'-0"	WOOD	FAC FIN	S02	ALUM	FAC FIN		45-MIN	SET 13.0		
A129B	F	3'-0" x 9'-0"	ALUM	FAC FIN	S04	ALUM	FAC FIN		-	SET 5.0	PH	
A129C	A	3'-0" x 8'-0"	WOOD	FAC FIN	S03	ALUM	FAC FIN		45-MIN	SET 24.0		
A130A	A	3'-6" x 8'-0"	WOOD	FAC FIN	S2	ALUM	FAC FIN		45-MIN	SET 13.0		
A130B	F	3'-0" x 9'-0"	ALUM	FAC FIN	S05	ALUM	FAC FIN		-	SET 5.0		
A130C	A	3'-0" x 8'-0"	WOOD	FAC FIN	S03	ALUM	FAC FIN		45-MIN	SET 24.0		
A131A	A	3'-6" x 8'-0"	WOOD	FAC FIN	S02	ALUM	FAC FIN		45-MIN	SET 13.0		
A132A	A	3'-0" x 8'-0"	H.M.	PAINT	1	H.M.	FAC FIN		45-MIN	SET 14.0		CARD READER, ELECTRIFIED LOCKSET. SEE SE SHEETS
A133A	A	3'-6" x 8'-0"	WOOD	FAC FIN	S02	ALUM	FAC FIN		45-MIN	SET 13.0		
A133B	A	3'-6" x 8'-0"	WOOD	FAC FIN	S02	ALUM	FAC FIN		45-MIN	SET 13.0		
A133C	A	3'-0" x 8'-0"	H.M.	FAC FIN	S03	ALUM	FAC FIN		45-MIN	SET 24.0		
A134A	A	3'-0" x 8'-0"	WOOD	FAC FIN	S03	ALUM	FAC FIN		-	SET 19.0		
A135A	A	3'-0" x 8'-0"	WOOD	FAC FIN	S20	ALUM	FAC FIN		-	SET 19.0		
A136A	A	3'-0" x 8'-0"	WOOD	FAC FIN	S20	ALUM	FAC FIN		-	SET 21.0		
A137A	A	3'-0" x 8'-0"	WOOD	FAC FIN	S03	ALUM	FAC FIN		-	SET 14.0		FOR SECURITY HARDWARE SEE SE SHEETS ON ELECTRICAL DRAWINGS
A138A	A	PR - 3'-3" x 8'-0"	WOOD	FAC FIN	S11	ALUM	FAC FIN		-	SET 10.0		
A138B	F	PR - 3'-0" x 9'-0"	ALUM	FAC FIN	S17	ALUM	FAC FIN		-	SET 2.0		CARD READER, ELECTRIFIED LOCKSET. SEE SE SHEETS
A140A	F	PR - 3'-0" x 9'-0"	ALUM	FAC FIN	S12	ALUM	FAC FIN		-	SET 1.0	PH	CARD READER, ELECTRIFIED LOCKSET. SEE SE SHEETS
A141A	F	PR - 3'-0" x 9'-0"	ALUM	FAC FIN	CW01	ALUM	FAC FIN		-	SET 1.0	PH	ELECTRIFIED LOCKSET. SEE SE SHEETS
A141B	F	PR - 2'-9" x 9'-0"	WOOD	FAC FIN	S10	ALUM	FAC FIN		-	SET 11.0		
A141C	F	PR - 3'-0" x 9'-0"	WOOD	FAC FIN		ALUM	FAC FIN		-	SET 11.0	PH	
A141D	F	3'-0" x 9'-0"	ALUM	FAC FIN	CW02	ALUM	FAC FIN		-	SET 4.0		CARD READER, ELECTRIFIED LOCKSET. SEE SE SHEETS
A141E	F	3'-0" x 9'-0"	ALUM	FAC FIN	CW03	ALUM	FAC FIN		-	SET 6.0		
A143A	A	4'-0" x 10'-0"	WOOD	FAC FIN	1	ALUM	FAC FIN		-	SET 15.0		
A143B	A	PR - 3'-0" x 7'-0"	H.M.	FAC FIN	2	ALUM	FAC FIN		-	SET 27.0		
A144A	A	4'-0" x 10'-0"	WOOD	FAC FIN	1	ALUM	FAC FIN		-	SET 21.0		
A145A	A	3'-0" x 8'-0"	WOOD	FAC FIN	1	ALUM	FAC FIN		-	SET 22.0		
A146A	A	3'-0" x 8'-0"	WOOD	FAC FIN	S03	ALUM	FAC FIN		-	SET 12.0		
A146B	A	3'-0" x 8'-0"	WOOD	FAC FIN	S03	ALUM	FAC FIN		-	SET 12.0		
A147A	A	3'-0" x 8'-0"	WOOD	FAC FIN	S3	ALUM	FAC FIN		-	SET 18.0		
A147B	A	3'-0" x 8'-0"	WOOD	FAC FIN	S19	ALUM	FAC FIN		-	SET 18.0		
A148A	A	3'-0" x 8'-0"	WOOD	FAC FIN	S03	ALUM	FAC FIN		-	SET 18.0		
A148B	A	3'-0" x 8'-0"	WOOD	FAC FIN	S19	ALUM	FAC FIN		-	SET 18.0		
A149A	A	3'-0" x 8'-0"	WOOD	FAC FIN	S3	ALUM	FAC FIN		-	SET 18.0		
A149B	A	3'-0" x 8'-0"	WOOD	FAC FIN	S19	ALUM	FAC FIN		-	SET 18.0		
A150A	A	3'-0" x 8'-0"	WOOD	FAC FIN	3	ALUM	FAC FIN		-	SET 20.0		
A151A	A	3'-0" x 8'-0"	WOOD	FAC FIN	3	ALUM	FAC FIN		-	SET 12.0		
A151B	A	3'-0" x 8'-0"	WOOD	FAC FIN	3	ALUM	FAC FIN		-	SET 12.0		
A152A	A	3'-0" x 8'-0"	WOOD	FAC FIN	3	ALUM	FAC FIN		-	SET 12.0		
A152B	F	3'-0" x 9'-0"	ALUM	FAC FIN	S04	ALUM	FAC FIN		-	SET 5.0		
A153A	A	3'-0" x 8'-0"	WOOD	FAC FIN	3	ALUM	FAC FIN		-	SET 12.0		
A153B	F	3'-0" x 9'-0"	ALUM	FAC FIN	S05	ALUM	FAC FIN		-	SET 7.0	PH	
A153C	F	3'-0" x 8'-0"	ALUM	FAC FIN	S16	ALUM	FAC FIN		-	SET 5.0		
A154A	A	3'-0" x 8'-0"	WOOD	FAC FIN	S03	ALUM	FAC FIN		-	SET 12.0		
A154B	F	3'-0" x 8'-0"	ALUM	FAC FIN	S15	ALUM	FAC FIN		-	SET 5.0	PH	
A154C	H	29'-0" x 10'-0"	WOOD	FAC FIN		ALUM	FAC FIN		-			DOOR STC RATING OF 50
A155A	A	3'-0" x 8'-0"	WOOD	PAINT	1	H.M.	PAINT		-	SET 23.0		
A156A	A	3'-0" x 8'-0"	ALUM	FAC FIN	S03	ALUM	FAC FIN		-	SET 23.0		
A157A	A	3'-0" x 8'-0"	ALUM	FAC FIN	S03	ALUM	FAC FIN		-	SET 8.0		ELECTRIFIED LOCKSET. SEE SE SHEETS
A158A	A	3'-0" x 8'-0"	H.M.	PAINT	1	H.M.	PAINT		2-HR	SET 14.0		CARD READER. SEE SE SHEETS
A159A	A	3'-0" x 8'-0"	H.M.	PAINT	1	H.M.	PAINT		-	SET 18.0		
A160A	A	3'-0" x 8'-0"	H.M.	PAINT	1	H.M.	PAINT		2-HR	SET 18.0		

Notes:
1 ALL INTERIOR DOOR TRANSOMS SHOULD BE WOOD PANEL TO MATCH DOOR FINISh.
2 INTERIOR GLAZING TO BE 1/2" MIN. U.O.N.

DOOR PANEL TYPES

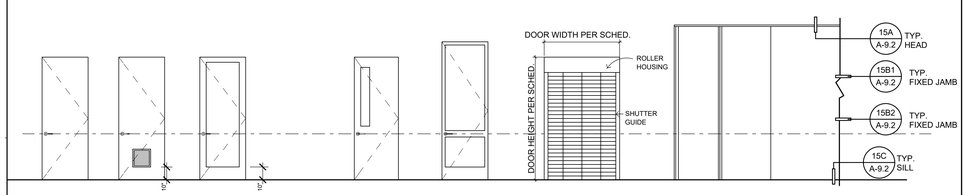

QUATTROCCHI KWOK ARCHITECTS
Main:
636 Fifth Street, Santa Rosa, CA 95404
East Bay:
55 Harrison Street, Suite 525, Oakland, CA 94607
(707) 576-0829

LICENSED ARCHITECT
AARON JOBSON
LICENSE # C30620
EXP OCTOBER 31, 2023
STATE OF CALIFORNIA
SIGNED: FEBRUARY 04, 2022

Gensler
45 Fremont Street
Suite 1500
San Francisco, CA 94105
United States
Tel 415.433.3700
Fax 415.836.4599

GAVILAN COLLEGE

NEW COLLEGE CAMPUS

505 FAIRVIEW ROAD
HOLLISTER, CA 95023

GAVILAN JOINT COMMUNITY COLLEGE DISTRICT

DSA APP NO. 01-119906
ARCH PROJECT NO: 1897.00
DRAWN BY:
DRAWING SCALE: AS NOTED
PTN: N/A FILE NO: 43-C4

DSA SUBMITTAL
FEBRUARY 04, 2022

SHEET TITLE
DOOR SCHEDULE

SHEET NUMBER
A-8.1

BIMcloud : archiserver - BIMcloud Basic for ARCHICAD 22/1897.00 GAVILAN COLLEGE 2/2/2022 2:24 PM

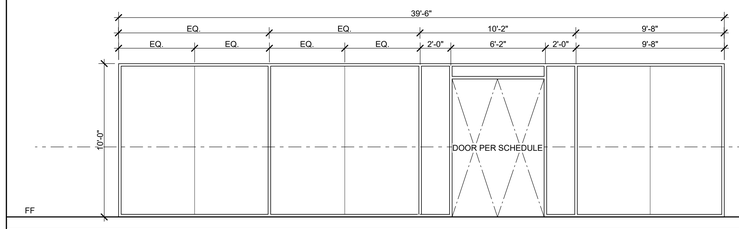

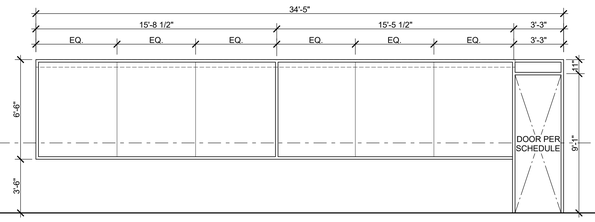

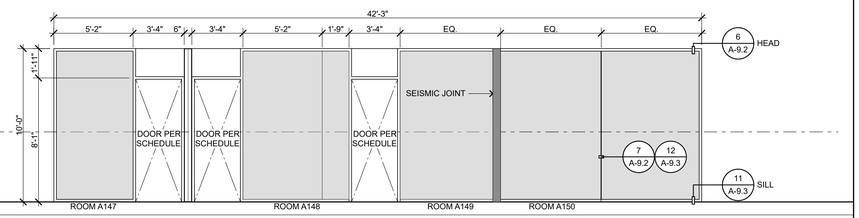

	S17	S18	W19
TYPE	ALUMINUM STOREFRONT	ALUMINUM STOREFRONT	LOW PROFILE WALL/ WINDOW SYSTEM
GLAZING	DUAL GLAZED	DUAL GLAZED	1/2" LAMINATED CLEAR GLASS W/ TRANSLUCENT FILM
OPERATION	N/A	N/A	N/A
RATING	N/A	N/A	N/A
NOTES			

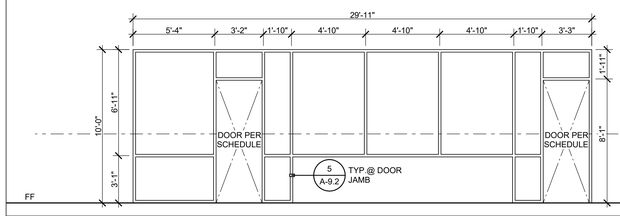

ALUMINUM CURTAINWALL SYSTEM TYPES

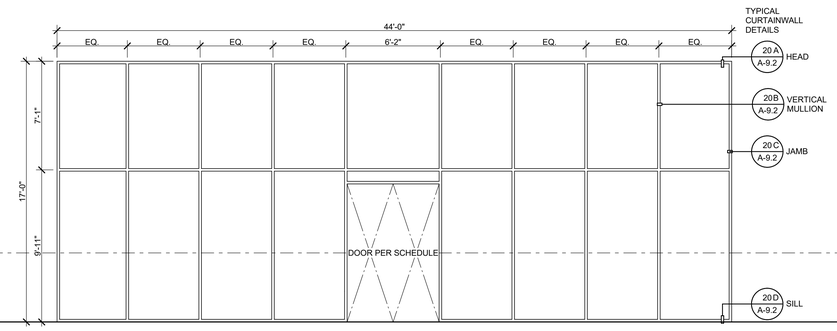

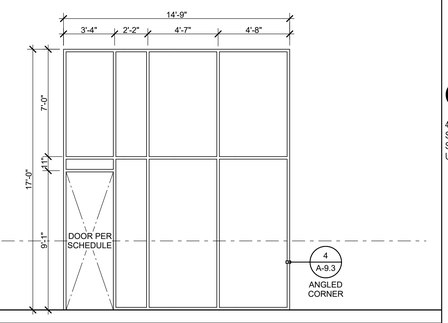

	W20	CW01	CW02
TYPE	LOW PROFILE WALL/ WINDOW SYSTEM	ALUMINUM CURTAINWALL SYSTEM	ALUMINUM CURTAINWALL SYSTEM
GLAZING	1/2" LAMINATED CLEAR GLASS	DUAL GLAZED	DUAL GLAZED
OPERATION	FIXED	NA	NA
RATING	N/A	N/A	N/A
NOTES			

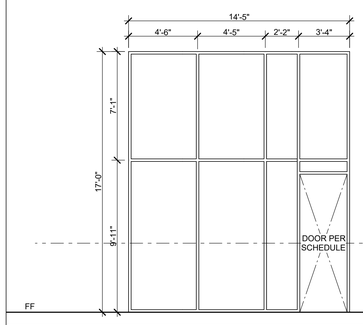

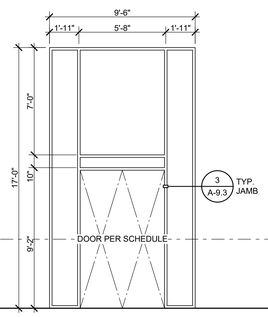

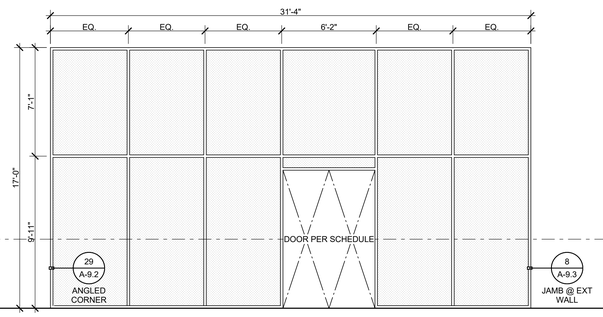

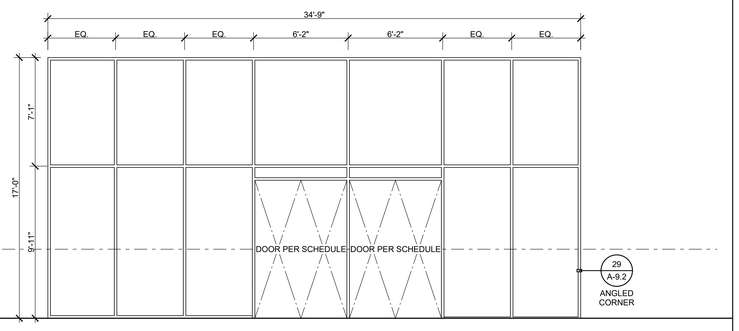

	CW03	CW04	CW05	CW06
TYPE	ALUMINUM CURTAINWALL SYSTEM	ALUMINUM CURTAINWALL SYSTEM	ALUMINUM CURTAINWALL SYSTEM	ALUMINUM CURTAINWALL SYSTEM
GLAZING	DUAL GLAZED	DUAL GLAZED	DUAL GLAZED W/ FRIT GLASS	DUAL GLAZED
OPERATION	NA	NA	NA	NA
RATING	N/A	N/A	N/A	N/A
NOTES				

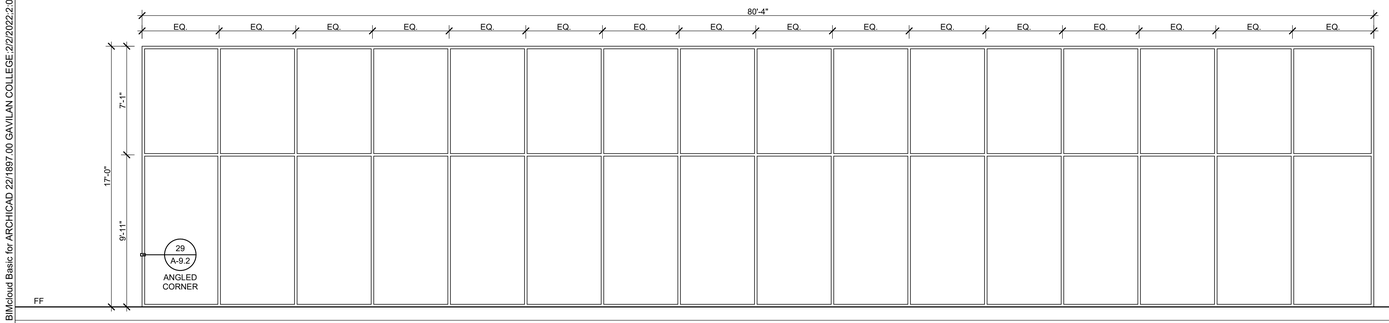

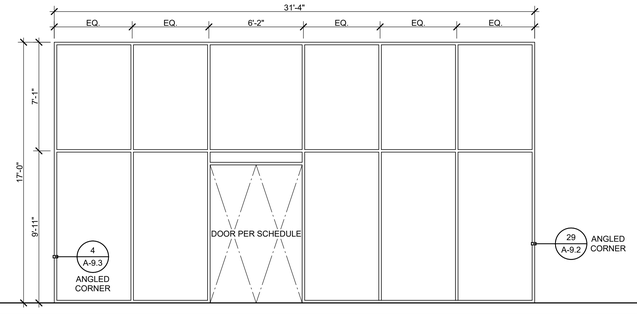

	CW07	CW08
TYPE	ALUMINUM CURTAINWALL SYSTEM	ALUMINUM CURTAINWALL SYSTEM
GLAZING	DUAL GLAZED	DUAL GLAZED
OPERATION	NA	NA
RATING	N/A	N/A
NOTES		

BIMcloud: archiserver - BIMcloud Basic for ARCHICAD 22/1897.00 GAVILAN COLLEGE, 2/2/2022 2:06 PM

QUATTROCCHI KWOK ARCHITECTS
Main:
636 Fifth Street, Santa Rosa, CA 95404
East Bay:
55 Harrison Street, Suite 525,
Oakland, CA 94607
(707) 576-0829

LICENSED ARCHITECT
AARON JOBSON
LICENSE # C30620
EXP. OCTOBER 31, 2023
STATE OF CALIFORNIA

SIGNED: FEBRUARY 04, 2022

Gensler
45 Fremont Street
Suite 1500
San Francisco, CA 94105
United States
Tel 415.433.3700
Fax 415.836.4599

GAVILAN COLLEGE

NEW COLLEGE CAMPUS

505 FAIRVIEW ROAD
HOLLISTER, CA 95023

GAVILAN JOINT COMMUNITY COLLEGE DISTRICT

DSA APP NO. 01-119906

ARCH PROJECT NO: 1897.00
DRAWN BY:
DRAWING SCALE:
PTN: N/A FILE NO: 43-C4

DSA SUBMITTAL
FEBRUARY 04, 2022

SHEET TITLE

WINDOW SCHEDULE

SHEET NUMBER

A-8.2

EXTERIOR WINDOW TYPES

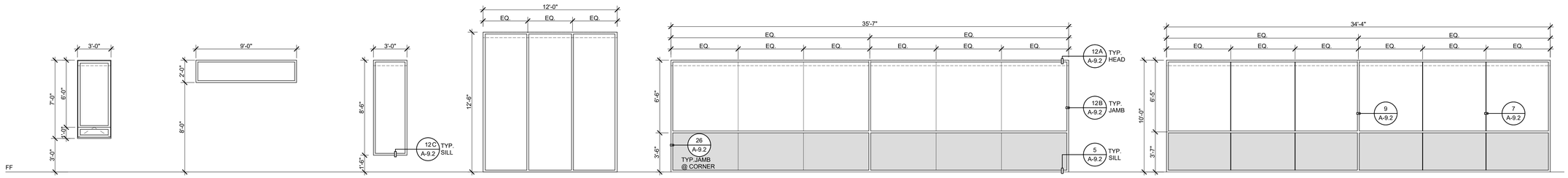

	W01	W02	W03	W04	W05	W06
TYPE	ALUMINUM STOREFRONT	ALUMINUM STOREFRONT	ALUMINUM STOREFRONT	ALUMINUM STOREFRONT	ALUMINUM STOREFRONT	ALUMINUM STOREFRONT
GLAZING	DUAL GLAZED	DUAL GLAZED	DUAL GLAZED	DUAL GLAZED	CLEAR/ SPANDREL GLAZING	CLEAR/ SPANDREL GLAZING
OPERATION	AWNING	N/A	N/A	N/A	N/A	N/A
RATING	N/A	N/A	N/A	N/A	N/A	N/A
NOTES			WINDOW AT ROOM A146 COMPUTER LAB TO HAVE EXTENDED FLASHING (2 / A-9.3)			

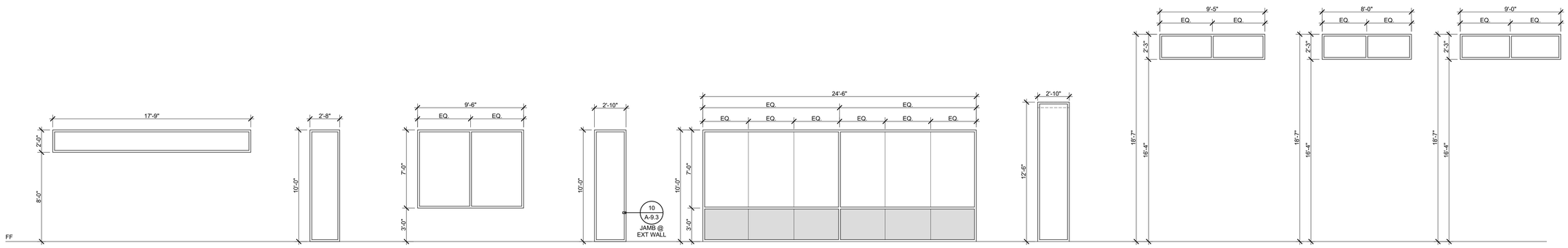

	W07	W08	W09	W10	W11	W12	W13	W14	W16
TYPE	ALUMINUM STOREFRONT	ALUMINUM STOREFRONT	ALUMINUM STOREFRONT	ALUMINUM STOREFRONT	ALUMINUM STOREFRONT	ALUMINUM STOREFRONT	ALUMINUM STOREFRONT	ALUMINUM STOREFRONT	ALUMINUM STOREFRONT
GLAZING	DUAL GLAZED	DUAL GLAZED	DUAL GLAZED	DUAL GLAZED	CLEAR/ SPANDREL GLAZING	DUAL GLAZED	DUAL GLAZED	DUAL GLAZED	DUAL GLAZED
OPERATION	N/A	CLEAR/ N/A	N/A	N/A	N/A	N/A	N/A	N/A	N/A
RATING	N/A	N/A	N/A	N/A	N/A	N/A	N/A	N/A	N/A
NOTES									

INTERIOR WINDOW TYPES

2021-2022 Planner

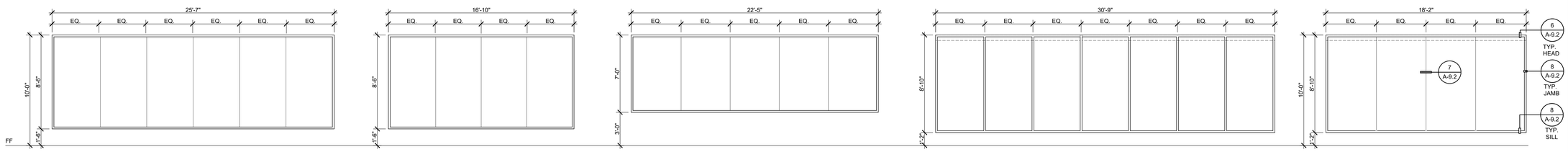

	W15	W16	W17	W18	W19
TYPE	LOW PROFILE WALL/ WINDOW SYSTEM	LOW PROFILE WALL/ WINDOW SYSTEM	LOW PROFILE WALL/ WINDOW SYSTEM	LOW PROFILE WALL/ WINDOW SYSTEM	LOW PROFILE WALL/ WINDOW SYSTEM
GLAZING	1/2" LAMINATED CLEAR GLASS	1/2" LAMINATED CLEAR GLASS	1/2" LAMINATED CLEAR GLASS	1/2" LAMINATED CLEAR GLASS	1/2" LAMINATED CLEAR GLASS
OPERATION	N/A	N/A	N/A	N/A	N/A
RATING	N/A	N/A	N/A	N/A	N/A
NOTES					

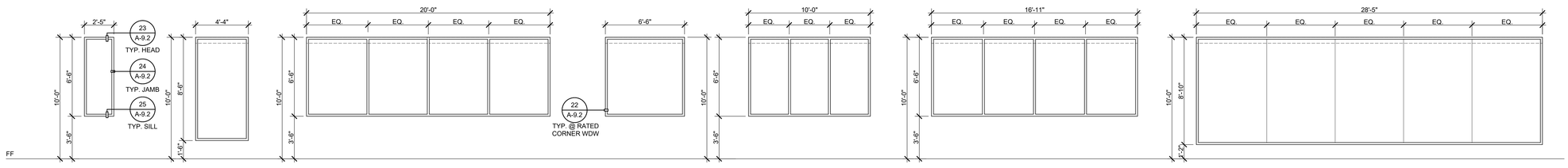

	W20	W21	W22	W23	W24	W25	W26
TYPE	CUSTOM	CUSTOM	CUSTOM	CUSTOM	CUSTOM	CUSTOM	LOW PROFILE WALL/ WINDOW SYSTEM
GLAZING	FIRE RATED GLAZING	DUAL GLAZED	FIRE RATED GLAZING	FIRE RATED GLAZING	FIRE RATED GLAZING	FIRE RATED GLAZING	1/2" LAMINATED CLEAR GLASS
OPERATION	N/A	N/A	N/A	N/A	N/A	N/A	N/A
RATING	1-HR	NA	1-HR	1-HR	1-HR	1-HR	N/A
NOTES							PROVIDE MANUAL SHADING SYSTEM

GENERAL NOTES

1. MANUAL OR AUTOMATIC MECHOSHADE SYSTEM, SEE (28 / A-10.2) (29 / A-10.2)

GLAZING GENERAL NOTES

1. ALL INTERIOR GLAZING SHALL BE 1/4" CLEAR TEMPERED, U.O.N.
2. ALL EXTERIOR GLAZING SHALL BE INSULATED GLASS UNITS W/ 1/4" TEMPERED GLASS, U.O.N.
3. PROVIDE RATED GLASS AT RATED ASSEMBLIES IN ACCORDANCE WITH CBC CHAPTERS 7 AND 24.
4. FOR DETAILED DOOR AND WINDOW GLAZING INFORMATION REFER TO SPECIFICATION SECTION 08 8000.
5. GLAZING SHALL MEET THE MINIMNUM FRAME LAP AND GLASS EDGE CLEARANCE PER CBC 2403.2.1. PROVIDE CONTINUOUS GLAZING RABBET AND GLASS RETAINER.
6. NFRC COMPLIANCE: COMPLETED SITE-BUILT ASSEMBLIES SHALL CONFORM TO NFRC REQUIREMENTS AND BE TESTED AND LABELED IN ACCORDANCE WITH THAT STANDARD.

QUATTROCCHI KWOK ARCHITECTS

Main:
636 Fifth Street, Santa Rosa, CA 95404
East Bay:
55 Harrison Street, Suite 525, Oakland, CA 94607

(707) 576-0829

LICENSED ARCHITECT
AARON JOBSON
LICENSE # C30620
EXP OCTOBER 31, 2023
STATE OF CALIFORNIA

SIGNED: FEBRUARY 04, 2022

Gensler

45 Fremont Street
Suite 1500
San Francisco, CA 94105
United States

Tel 415.433.3700
Fax 415.836.4599

GAVILAN COLLEGE

NEW COLLEGE CAMPUS

505 FAIRVIEW ROAD
HOLLISTER, CA 95023

GAVILAN JOINT COMMUNITY COLLEGE DISTRICT

DSA APP NO. 01-119906

ARCH PROJECT NO: 1897.00
DRAWN BY:
DRAWING SCALE:
PTN: N/A FILE NO: 43-C4

DSA SUBMITTAL
FEBRUARY 04, 2022

SHEET TITLE

WINDOW SCHEDULE

SHEET NUMBER

A-8.3

BIMcloud: archiserver - BIMcloud Basic for ARCHICAD 22/1897.00 GAVILAN COLLEGE; 2/2/2022;2:06 PM

SPEC SECTION	FINISH CODE	MATERIAL	MANUFACTURER	PRODUCT	COLOR	FINISH	SIZE	COMMENTS	INSTALLATION
12 3553	TR-01	EPOXY TERRAZZO	WAUSAU TILE	MODEL NAME: TZ52 SHORELINE, MODEL NUMBER: EPOXY TERRAZZO		POLISHED		CONTACT: PAULY HERRERA 949.329.2250 PAULYH@VISIONSALESGROUP.COM	LOCATION: CAFE COUNTERTOP
12 3553	TR-02	EPOXY TERRAZZO	WAUSAU TILE	MODEL NAME: TBD, MODEL NUMBER: EPOXY TERRAZZO		POLISHED		CONTACT: PAULY HERRERA 949.329.2250 PAULYH@VISIONSALESGROUP.COM	LOCATION: COMUJNITY ROOM COUNTERTOP
12 3600	S0-01	SOLID SURFACE	DUPONT	CORIAN	RICE PAPER			CONTACT: KERRY HODSON 510.919.6809 KERRY.HODSON@DUPONT.COM	LOCATION: RESTROOM COUNTER; LACTATION COUNTER; STAGE KITCHEN COUNTER
FINISH CARPENTRY									
06 2000	FC1	SILLS / TRIM / COLUMN COVERS			NOTE STAIN COLOR OR PAINT FINISH CODE TO MATCH				
ACCESSORIES									
10 2113	TP-01	TOILET PARTITIONS, SOLID COLOR REINFORCED COMPOSITE	BOBRICK PARTITIONS	MODEL NAME: SIERRA SERIES, MODEL NUMBER: SC04	FOREST GREEN			CONTACT: MIKE EDWARDS 925.366.1966 MIKE@REEDWARDS.COM	LOCATION: RESTROOMS
DOORS AND FRAMES									
08 1113	-	HOLLOW METAL DOORS			INDICATE PAINT COLOR	INDICATE MFR FINISH OR OTHER		SEE DOOR SCHEDULE AND/OR GENERAL NOTES	

SPEC SECTION	FINISH CODE	MATERIAL	MANUFACTURER	PRODUCT	COLOR	FINISH	SIZE	COMMENTS	INSTALLATION
EXTERIOR PAINTING									
09 9113	XP1	EXTERIOR PAINT	TBD	TBD	TBD	TBD			
WALL CLADDING									
04 2100	MAS1	BRICK / CLAY MASONRY							
04 2200	CMU1	CONCRETE MASONRY UNIT							
07 4213	MWP1	METAL WALL PANELS							
07 4500	FBC1	FIBER CEMENT							
07 4623	WDS1	WOOD SIDING							
09 2513	PS-01	CEMENT PLASTER	TBD	TBD	BLUE, TBD	TBD			
	PS-02	CEMENT PLASTER	TBD	TBD	GRAY, TBD	TBD			
	PS-03	CEMENT PLASTER	TBD	TBD	GREEN, TBD	TBD			
EXTERIOR METAL									
05 5000	SUN1	SUNSHADE							
05 7000	DM1	DECORATIVE METAL PANELS							
32 3113	CF1	CHAIN LINK FENCE							
32 3119	OF1	ORNAMENTAL METAL FENCE							
ROOFING									
07 5423	TPO1	TPO							
EXTERIOR MISC.									
07 1800	TC1	TRAFFIC COATING							
07 6200	SM1	SHEET METAL FLASHING AND TRIM							
09 3000	XT1	EXTERIOR TILE							
10 8213	MS1	MECHANICAL ROOF SCREEN							
12 4810	WOS1	WALK-OFF SYSTEM							
DOORS AND FRAMES									
08 1113	-	HOLLOW METAL DOORS							
08 1113	-	HOLLOW METAL FRAMES							
ALUMINUM OPENINGS									
08 4313	-	ALUMINUM ENTRANCES AND STOREFRONT							
08 4413	-	ALUMINUM CURTAIN WALL							
08 5113	-	ALUMINUM WINDOWS							

SPEC SECTION	FINISH CODE	MATERIAL	MANUFACTURER	PRODUCT	COLOR	FINISH	SIZE	COMMENTS	INSTALLATION
BASE									
09 6500	B1	RESILIENT BASE	TARKETT	MONUMENT, 445094000, MODEL NUMBER: MW 01 S4	SNOW WHITE (01)		4"HT.	CONTACT: LAURIE MALMGREN 510.504.3446 LAURIE.MALMGREN@TARKETT.COM	TYP. WALL BASE U.O.N.
09 6500	B2	RESILIENT BASE	TBD	TBD	TO MATCH PT-04		TBD		LOCATION: PANTRY; CAFE
09 6500	B3	RESILIENT BASE	TARKETT	MONUMENT, 445094030, MODEL NUMBER: TBD	TBD, GRAY		TBD	CONTACT: LAURIE MALMGREN 510.504.3446 LAURIE.MALMGREN@TARKETT.COM	LOCATION: COMMUNITY ROOM, PREP / STAGE KITCHEN; SEE FINISH PLANS
FLOOR									
03 3901	FT-01	POLYURETHANE SEALER	TBD	TBD	TBD	TBD	TBD		LOCATION: SEALANT AT EXPOSED CONCRETE
03 3511	CP-01	POLISHED CONCRETE	TBD	TBD	TBD MAIN COLOR				
03 3511	CP-02	POLISHED CONCRETE	TBD	TBD	TBD ACCENT COLOR				
09 3000	T2	TILE FLOOR	CROSSVILLE	BASALT, MODEL NUMBER: AV294	MATIC	TBD	12" X 24"	GROUT: TBD, CONTACT: MARTHA VEGA 925.216.5581, MVEGA@CROSSVILLEINC.COM	LOCATION: RESTROOM FLOOR, RESTROOM BASE, ALL-GENDER, FLOOR AND BASE
09 6500	RT-01	MODULAR RESILIENT FLOORING		TEXTURED STONES, LEVEL SET COLLECTION	A00301 POLISHED CEMENT		19.68" X 19.68"	CONTACT: DAVID HILL 415.218.0766, DAVID.HILL@INTERFACE.COM	LOCATION: LACTATION ROOM; BOH
10 0213	RT-02	RESILIENT SAFETY FLOORING	ECO-GRIP	ECO-GRIP	TBD		5'X8'		
09 6813	CT-01	CARPET TILE	BENTLEY	BURNISH 4BRT8	RUNNING SPRINGS 402928		18" X 36"		SEE FINISH PLANS
09 6813	CT-02	CARPET TILE	TBD	TBD	TBD		TBD		SEE FINISH PLANS
12 4810	FG-01	FLOOR GRILLES AT ENTRANCE	KAYDEE INDUSTRIES, INC / APPROVED EQUAL ALTERNATE	MODEL NAME: KD-98		TYPE 316 STAINLESS STEEL	RECESS DEPTH - 5/8"	SEE SPEC; EXTEND 10' AT INTERIOR AND EXTERIOR	LOCATION: INTERIOR & EXTERIOR ENTRANCE FLOOR GRILLES
04 40 00	ST-01	STONE SLAB	TBD	TBD	TBD	TBD	TBD		LOCATION: RESTROOM THRESHOLD; FLOOR TRANSITIONS
PAINT									
09 5000	CL-01	PAINTED GYP CEILING	MANUFACTURER: SEE SPECIFICATIONS	TBD	TBD	TBD	TBD		
09 9123	PT-01	PAINT	DUNN EDWARDS	DEW341 LRV 83	SWISS COFFEE	EGGSHELL		MAIN WHITE, CONTACT: ROSE GARRISON 650.303.5990 ROSE.GARRISON@DUNNEDWARDS.COM	LOCATION: WALLS U.O.N.
09 9123	PT-02	PAINT	DUNN EDWARDS	DEW341 LRV 84	SWISS COFFEE	FLAT @ TYP. CLGS.; SATIN @ RESTROOM CLGS.		MAIN WHITE, CONTACT: ROSE GARRISON 650.303.5990 ROSE.GARRISON@DUNNEDWARDS.COM	LOCATION: CEILING
09 9123	PT-03	PAINT	DUNN EDWARDS	DEW341 LRV 85	SWISS COFFEE	SEMI-GLOSS		MAIN WHITE, CONTACT: ROSE GARRISON 650.303.5990 ROSE.GARRISON@DUNNEDWARDS.COM	LOCATION: DOORS & FRAMES
09 9123	PT-04	PAINT	SHERWIN WILLIAMS	MODEL NAME: 187-C7, MODEL NUMBER: SW 6545	MAJESTIC PURPLE	EGGSHELL		ACCENT COLOR, CONTACT: DAVID DESANTIS 925.890.1550 DAVID.G.DESANTIS@SHERWIN.COM	LOCATION: PANTRY
09 9123	PT-05	PAINT	KELLY MOORE	MODEL NUMBER: KM4956	SEASCAPE BLUE	EGGSHELL		ACCENT COLOR, CONTACT: ERIC PATRICIO 650.595.0333 EPATRICIO@KELLYMOORE.COM	LOCATION: SEE FINISH PLAN
09 9123	PT-06	PAINT	TBD	TBD	DARK GRAY	TBD			LOCATION: EXPOSED STRUCTURAL FRAMING MEMBERS
09 9123	PT-07	PAINT	KELLY MOORE	KM51893	SUMMER LILY	EGGSHELL		ACCENT COLOR, CONTACT: ERIC PATRICIO 650.595.0333 EPATRICIO@KELLYMOORE.COM	LOCATION: FACULTY OFFICES
09 9123	PT-08	PAINT	KELLY MOORE	KM51882	APRIL SUNSHINE	EGGSHELL		ACCENT COLOR, CONTACT: ERIC PATRICIO 650.595.0333 EPATRICIO@KELLYMOORE.COM	LOCATION: SEE FINISH PLAN
09 9123	PT-09	PAINT	KELLY MOORE	KM81871	HONEYSUCKLE VINE	EGGSHELL		ACCENT COLOR, CONTACT: ERIC PATRICIO 650.595.0333 EPATRICIO@KELLYMOORE.COM	LOCATION: SEE FINISH PLAN
09 9123	PT-10	PAINT	KELLY MOORE	KM5160	FIDDLEHEAD FERN	EGGSHELL		ACCENT COLOR, CONTACT: ERIC PATRICIO 650.595.0333 EPATRICIO@KELLYMOORE.COM	LOCATION: SEE FINISH PLAN
09 9123	PT-11	PAINT	KELLY MOORE	KM5159	PALE AVOCADO	EGGSHELL		ACCENT COLOR, CONTACT: ERIC PATRICIO 650.595.0333 EPATRICIO@KELLYMOORE.COM	LOCATION: SEE FINISH PLAN
09 9123	PT-12	PAINT	KELLY MOORE	KM5158	TROPICAL TALE	EGGSHELL		ACCENT COLOR, CONTACT: ERIC PATRICIO 650.595.0333 EPATRICIO@KELLYMOORE.COM	LOCATION: SEE FINISH PLAN
09 9123	PT-13	PAINT	KELLY MOORE	KM518151	YELLOW DIAMOND	EGGSHELL		ACCENT COLOR, CONTACT: ERIC PATRICIO 650.595.0333 EPATRICIO@KELLYMOORE.COM	LOCATION: SEE FINISH PLAN
09 9123	PT-14	PAINT	KELLY MOORE	KM51501	RARE WHITE JADE	EGGSHELL		ACCENT COLOR, CONTACT: ERIC PATRICIO 650.595.0333 EPATRICIO@KELLYMOORE.COM	LOCATION: SEE FINISH PLAN
WALL									
06 8316	WP-01	WALL PROTECTION	TBD	ACROVYN OR EQUIVALENT	WHITE	TBD			LOCATION: STORAGE ROOMS, SEE FINISH PLAN
09 3013	TL-01	PORCELEAN TILE	CROSSVILLE	MODEL NAME: BASALT, MODEL NUMBER: AV292	CALDERA	TBD	12" X 24"	NOTE: GROUT: TBD,CONTACT: MARTHA VEGA 925.216.5581 MVEGA@CROSSVILLEINC.COM	LOCATION: RESTROOM WALL, ALL-GENDER
09 3013	TL-03	PORCELEAN TILE	MCINTYRE TILE	MODEL NAME: HIGH FRIED PORCELAIN	MIDNIGHT P	GLOSS	TBD	NOTE: GROUT: TBD, CONTACT: STEVE JOHNSON 408.590.7171 SJOHNSON@ELGINBUTLER.COM	LOCATION: CAFE WALL
09 3013	TL-04	PORCELEAN TILE	MCINTYRE TILE	MODEL NAME: HIGH FRIED PORCELAIN	AEGEAN	GLOSS	TBD	NOTE: GROUT: TBD, CONTACT: STEVE JOHNSON 408.590.7171 SJOHNSON@ELGINBUTLER.COM	LOCATION: CAFE WALL
09 3013	TL-05	PORCELEAN TILE	MCINTYRE TILE	MODEL NAME: HIGH FRIED PORCELAIN	BLUE MOLTE	GLOSS	TBD	NOTE: GROUT: TBD, CONTACT: STEVE JOHNSON 408.590.7171 SJOHNSON@ELGINBUTLER.COM	LOCATION: CAFE WALL
09 3013	TL-06	PORCELEAN TILE	MCINTYRE TILE	MODEL NAME: HIGH FRIED PORCELAIN	MENDOCINO	GLOSS	TBD	NOTE: GROUT: TBD, CONTACT: STEVE JOHNSON 408.590.7171 SJOHNSON@ELGINBUTLER.COM	LOCATION: CAFE WALL
09 3013	TL-07	PORCELEAN TILE	MCINTYRE TILE	MODEL NAME: HIGH FRIED PORCELAIN	BODEGA	MATTE	TBD	NOTE: GROUT: TBD, CONTACT: STEVE JOHNSON 408.590.7171 SJOHNSON@ELGINBUTLER.COM	LOCATION: CAFE WALL
09 7200	TAC1	TACKWALL							
09 7200	WC-01	WALLCOVERING		MODEL NAME: METEOR, MODEL NUMBER: 6427	W715			CONTACT: SUSAN QUINTON 415.755.5886 SQUINTON@CARNEGIEFABRICS.COM	LOCATION: LACTATION ROOM
09 7200	WC-02	WALLCOVERING		MODEL NAME: STRIE, MODEL NUMBER: 6423	817			CONTACT: SUSAN QUINTON 415.755.5886 SQUINTON@CARNEGIEFABRICS.COM	LOCATION: MUSEUM DISPLAY
09 8400	WA-01	ACOUSTIC PANELS WRAPPED IN UNBACKED XOREL WALLCOVERING		MODEL NAME: STRIE, MODEL NUMBER: 6423	817	UNBACKED	VARIOUS, TBD	CONTACT: SUSAN QUINTON 415.755.5886 SQUINTON@CARNEGIEFABRICS.COM	
09 8414	WA-02	FIBERGLASS REINFORCED PLASTIC PANEL	MARLITE OR APPROVED EQUIVALENT	P 100, STANDERD	WHITE	PEBBLED	TBD	CONTACT: STEVE TULLGREN 916.804.4271 STEVE@UNIPLASTICS.COM	LOCATION: PREP / STAGE KITCHEN; SEE FINISH PLANS
09 8414	WA-03	LINEAR WOOD GRILLE PANELS	9 WOOD OR APPROVED EQUIVALENT	P 100	TBD	TBD	TBD		
09 5220	WA-04	ACOUSTICAL WALL PANELS	TBD, DECOUSTICS OR CEILINGS PLUS WALLFORMS		TBD	TBD	TBD		
09 8414	WA-05	ACOUSTIC PANELS WRAPPED IN UNBACKED XOREL WALLCOVERING		TBD - XOREL	TBD	UNBACKED	TBD	CONTACT: SUSAN QUINTON 415.755.5886 SQUINTON@CARNEGIEFABRICS.COM	
10 2601	CG1	CORNER GUARDS							
	PLY1	MDO FIRE RATED PLYWOOD						FOR USE IN ELECTRICAL CLOSETS	
CEILINGS									
05 3000	AD1	EXPOSED ACOUSTIC METAL DECK							
09 2116	GYP1	GYP BOARD			PAINT TO MATCH P1, U.O.N.	SEE SPECIFICATIONS			
09 2116	GYP2	GYP BOARD			PAINT TO MATCH P1, U.O.N.	SEE SPECIFICATIONS			
09 5100	ACT 1	ACOUSTICAL CEILING TILE W/ CONCEALED SUSPENSION	ARMSTRONG	MODEL NAME:TBD, MODEL NUMBER: OPTIMA PB CONCEALED	TBD	TBD	TBD	CONTACT: LIESL MORELL 650.207.5266LHMORELL@ARMSTRONGCEILNGS.COM	
09 5100	ACT 2	ACOUSTICAL CEILING TILE W/ EXPOSED TEE SYSTEM	ARMSTRONG	MODEL NAME: DUNE HRC W/ PRELUDE XL, MODEL NUMBER: 1773HRC, SQUARE LAY-IN	WHITE	TBD	TBD	NOTE: HIGH RECYCLED CONTENT, CONTACT: LIESL MORELL 650.207.5266LHMORELL@ARMSTRONGCEILNGS.COM	LOCATION: BACK OF HOUSE
09 5100	AD 1	ACOUSTIC METAL DECK							
09 5100	ACT 3	ACOUSTICAL CEILING BAFFLES	FINELITE	TBD, MODEL NUMBER: HP-2 D ACOUSTIC BAFFLE	PEWTER	TBD	TBD	CONTACT: LINDSAY WICKS 916.505.5536 LINDSAYWICKS@ALRINC.COM	
09 5400	CP 1	PLASTER CEILING	TBD	PLASTER SOFFIT, TBD	WHITE	TBD	TBD		
WINDOW COVERING									
12 2200	WT-1	WINDOW TREATMENT	TBD	MECHOSHADE OR EQUIVALENT; 20%	TBD	TBD	TBD	NOTE: MANUAL SHADE	
12 2200	WT-2	WINDOW TREATMENT	TBD	MECHOSHADE OR EQUIVALENT	TBD	TBD	TBD	NOTE: MANUAL SHADE	LOCATION: CLASSROOMS
CASEWORK									
06 4100	PL-01	PLASTIC LAMINATE	WILSONART	MILLWORK, MODEL NAME: D427-60	LINEN	MATTE		CONTACT: MIGUEL THURSTON 415.260.2157, MIGUEL.THURSTON@WILSONART.COM	
06 4100	PL-02	PLASTIC LAMINATE	TBD	MILLWORK, TBD	TO MATCH WD-01	MATTE	TBD		
06 4100	PL-03	PLASTIC LAMINATE	TBD	MILLWORK, TBD	TBD - GRAY	MATTE	TBD		
06 4700	WD-01	WOOD COUNTERTOP, DESCRIPTION: WOOD BLOCK COUNTERTOP AND VERTICALS	JOHN BOOS & CO	MAPLE OIL	TBD	TBD	TBD		
06 4200	WD-02	WOOD VENEER	TBD	TBD	TBD	TBD	TBD		

QUATTROCCHI KWOK ARCHITECTS

Main:
636 Fifth Street, Santa Rosa, CA 95404
East Bay:
55 Harrison Street, Suite 525, Oakland, CA 94607

(707) 576-0829

LICENSED ARCHITECT
AARON JOBSON
LICENSE # C30620
EXP OCTOBER 31, 2023
STATE OF CALIFORNIA

SIGNED: FEBRUARY 04, 2022

Gensler

45 Fremont Street
Suite 1500
San Francisco, CA 94105
United States

Tel 415.433.3700
Fax 415.836.4599

GAVILAN COLLEGE

NEW COLLEGE CAMPUS

505 FAIRVIEW ROAD
HOLLISTER, CA 95023

GAVILAN JOINT COMMUNITY COLLEGE DISTRICT

DSA APP NO. 01-119906

ARCH PROJECT NO: 1897.00

DRAWN BY:

DRAWING SCALE:

PTN. N/A FILE NO: 43-C4

DSA SUBMITTAL

FEBRUARY 04, 2022

SHEET TITLE

INTERIOR AND EXTERIOR FINISH SCHEDULES

SHEET NUMBER

A-8.4

BIMcloud: archiserver - BIMcloud Basic for ARCHICAD 22/1897.00 GAVILAN COLLEGE.2/2/2022.2:06 PM

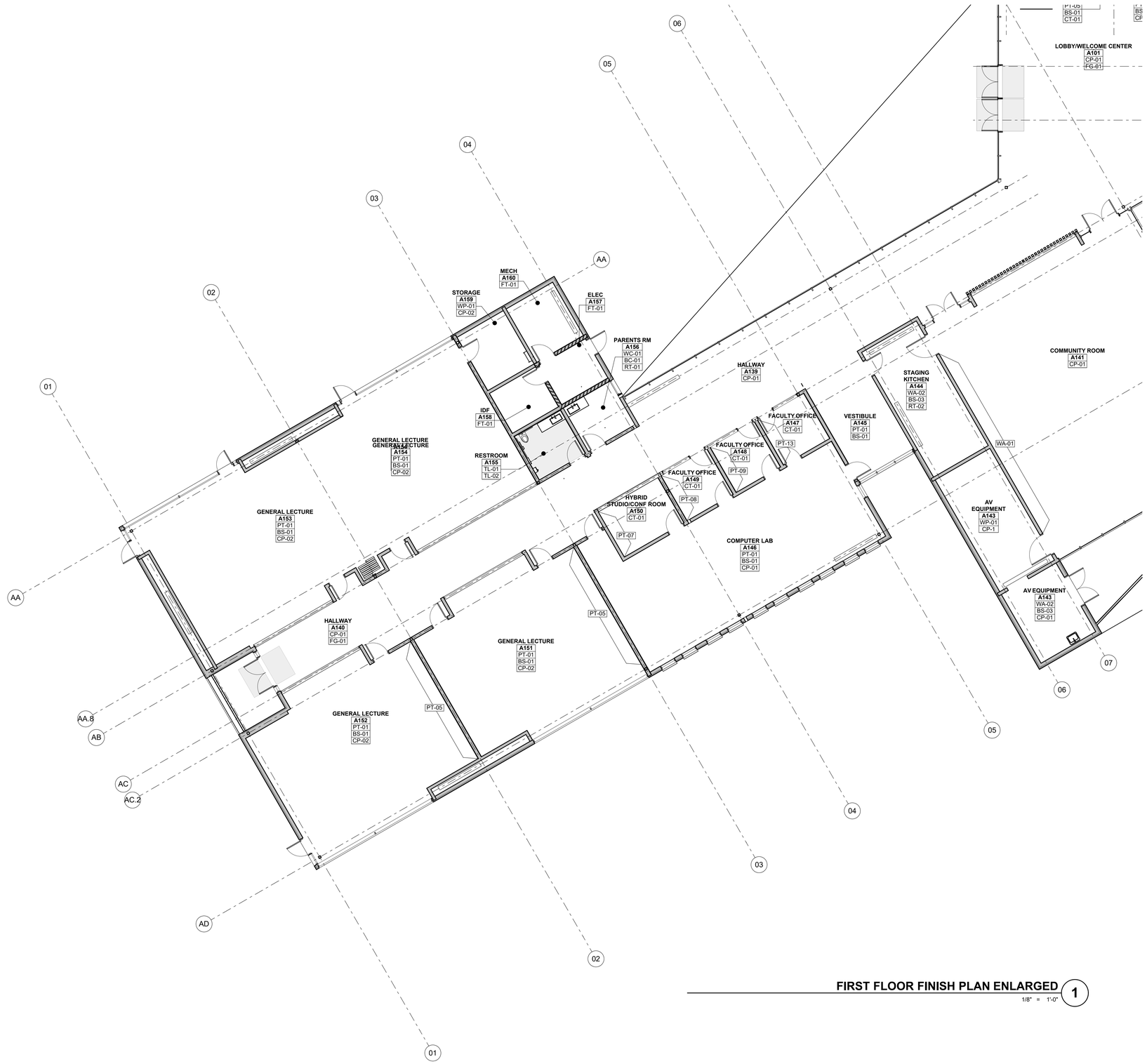

FIRST FLOOR FINISH PLAN ENLARGED (1)

1/8" = 1'-0"

FINISH PLAN GENERAL NOTES

FINISH PLAN LEGEND

SEE SHEET A-8.X FOR FINISH INFORMATION

ROOM NAME

ROOM #	
P1	WALL FINISH CODE
B1	BASE FINISH CODE
CPT1	FLOOR FINISH CODE

CPT2 — SECONDARY FLOOR FINISH TAG

FLOOR MATERIAL TRANSITION

GRAIN DIRECTION

P2 — WALL FINISH TAG
FINISH CODE
EXTENT OF MATERIAL

XX1 / XX2 — XX1 REFERS TO COUNTERTOP FINISH
XX2 REFERS TO CABINET FACE FINISH

KEYPLAN

QUATTROCCHI KWOK ARCHITECTS

Main:
636 Fifth Street, Santa Rosa, CA 95404
East Bay:
55 Harrison Street, Suite 525,
Oakland, CA 94607

(707) 576-0829

LICENSED ARCHITECT
AARON JOBSON
LICENSE # C30620
EXP OCTOBER 31, 2023
STATE OF CALIFORNIA

SIGNED: FEBRUARY 04, 2022

Gensler

45 Fremont Street
Suite 1500
San Francisco, CA 94105
United States

Tel 415.433.3700
Fax 415.836.4599

GAVILAN COLLEGE

NEW COLLEGE CAMPUS

505 FAIRVIEW ROAD
HOLLISTER, CA 95023

GAVILAN JOINT COMMUNITY COLLEGE DISTRICT

DSA APP NO. 01-119906

ARCH PROJECT NO: 1897.00

DRAWN BY:

DRAWING SCALE:

PTN: N/A FILE NO: 43-C4

DSA SUBMITTAL

FEBRUARY 04, 2022

SHEET TITLE

FIRST FLOOR FINISH PLAN - SECTOR A

SHEET NUMBER

A-8.5

BIMcloud: archiserver - BIMcloud Basic for ARCHICAD 22/1897.00 GAVILAN COLLEGE 2/2/2022 2:06 PM

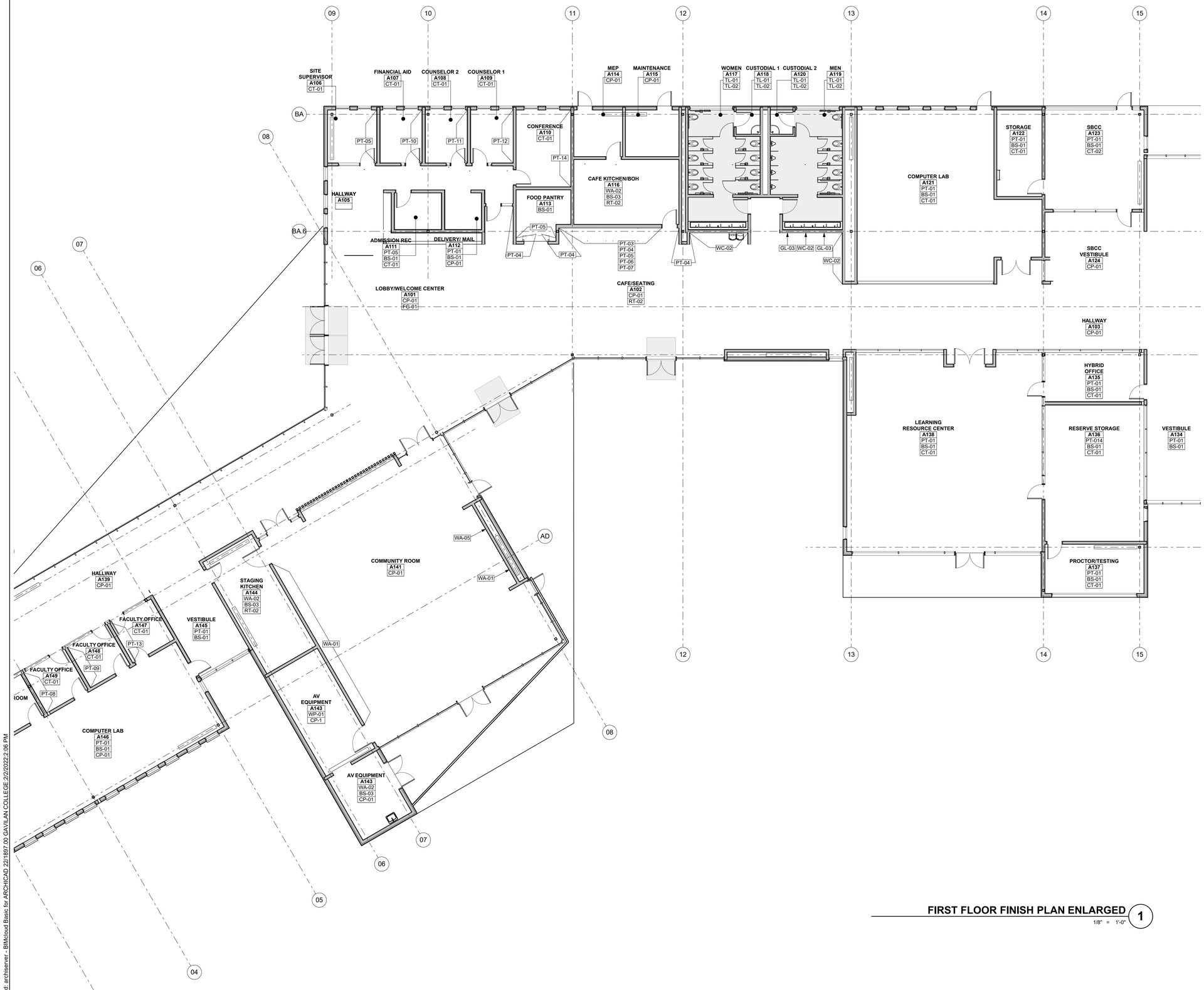

FIRST FLOOR FINISH PLAN ENLARGED 1

1/8" = 1'-0"

FINISH PLAN GENERAL NOTES

FINISH PLAN LEGEND

SEE SHEET A-8.X FOR FINISH INFORMATION

ROOM NAME	
ROOM #	
P1	WALL FINISH CODE
B1	BASE FINISH CODE
CPT1	FLOOR FINISH CODE
CPT2	SECONDARY FLOOR FINISH TAG
	FLOOR MATERIAL TRANSITION
	GRAIN DIRECTION
P2	WALL FINISH TAG
	FINISH CODE
	EXTENT OF MATERIAL
XX1	XX1 REFERS TO COUNTERTOP FINISH
XX2	XX2 REFERS TO CABINET FACE FINISH

KEYPLAN

QUATTROCCHI KWOK ARCHITECTS
Main:
636 Fifth Street, Santa Rosa, CA 95404
East Bay:
55 Harrison Street, Suite 525,
Oakland, CA 94607
(707) 576-0829

LICENSED ARCHITECT
AARON JOBSON
LICENSE # C30620
EXP OCTOBER 31, 2023
STATE OF CALIFORNIA

SIGNED: FEBRUARY 04, 2022

Gensler
45 Fremont Street
Suite 1500
San Francisco, CA 94105
United States
Tel 415.433.3700
Fax 415.836.4599

GAVILAN COLLEGE

NEW COLLEGE CAMPUS

505 FAIRVIEW ROAD
HOLLISTER, CA 95023

GAVILAN JOINT COMMUNITY COLLEGE DISTRICT

DSA APP NO. 01-119906

ARCH PROJECT NO: 1897.00

DRAWN BY:

DRAWING SCALE:

PTN: N/A FILE NO: 43-C4

DSA SUBMITTAL

FEBRUARY 04, 2022

SHEET TITLE

FIRST FLOOR FINISH PLAN - SECTOR B

SHEET NUMBER

A-8.6

BIMcloud: archiserver - BIMcloud Basic for ARCHICAD 22/1897.00 GAVILAN COLLEGE 2/22/2022 2:06 PM

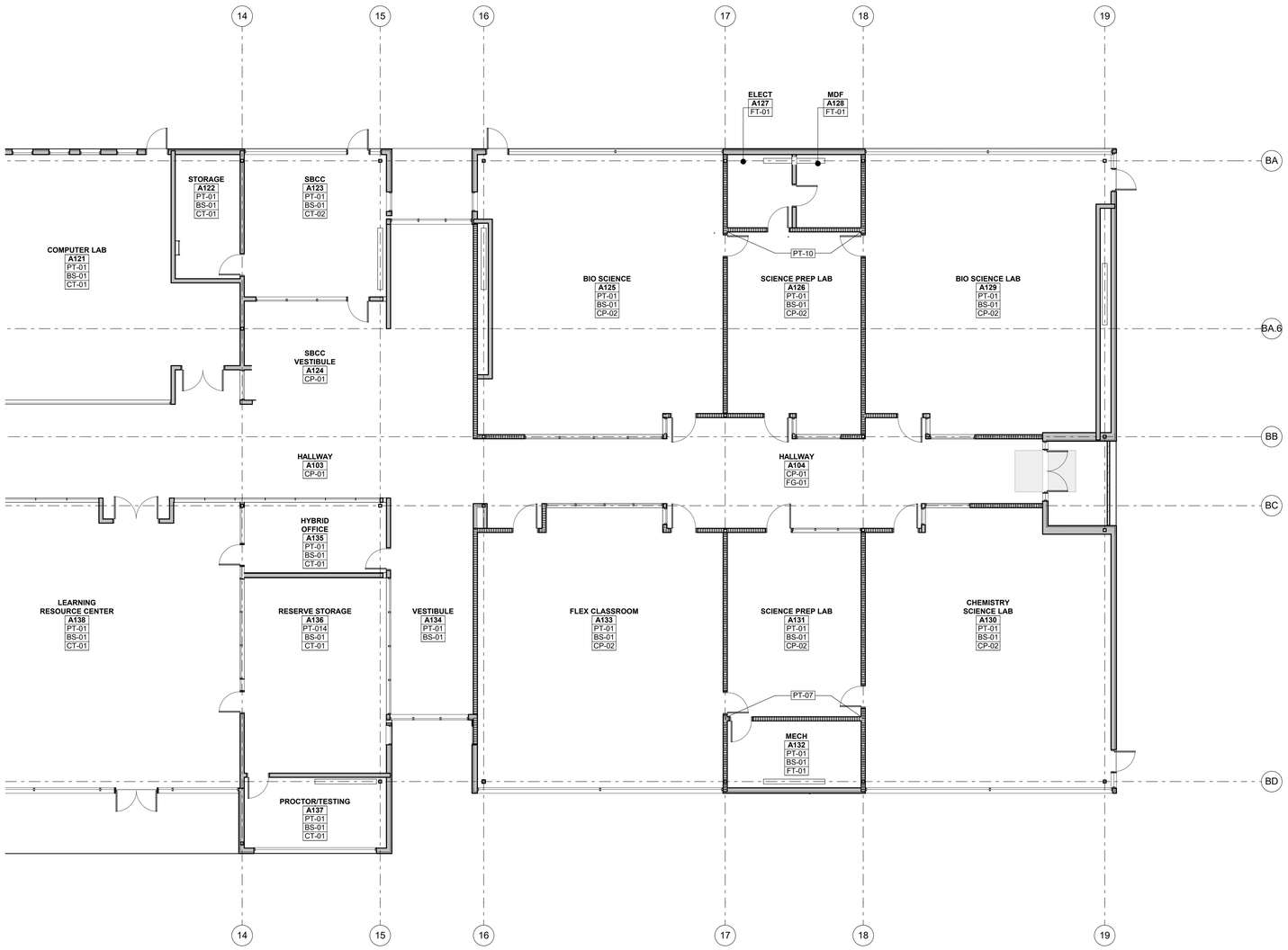

FIRST FLOOR FINISH PLAN ENLARGED (1)

1/8" = 1'-0"

FINISH PLAN GENERAL NOTES

FINISH PLAN LEGEND

SEE SHEET A-8.X FOR FINISH INFORMATION

ROOM NAME
ROOM #
P1 — WALL FINISH CODE
B1 — BASE FINISH CODE
CPT1 — FLOOR FINISH CODE

CPT2 — SECONDARY FLOOR FINISH TAG

FLOOR MATERIAL TRANSITION

GRAIN DIRECTION

P2 — WALL FINISH TAG
FINISH CODE
EXTENT OF MATERIAL

XX1 / XX2 — XX1 REFERS TO COUNTERTOP FINISH
XX2 REFERS TO CABINET FACE FINISH

KEYPLAN

QUATTROCCHI KWOK ARCHITECTS

Main:
636 Fifth Street, Santa Rosa, CA 95404
East Bay:
55 Harrison Street, Suite 525,
Oakland, CA 94607

(707) 576-0829

LICENSED ARCHITECT
AARON JOBSON
LICENSE # C30620
EXP OCTOBER 31, 2023
STATE OF CALIFORNIA

SIGNED: FEBRUARY 04, 2022

Gensler

45 Fremont Street
Suite 1500
San Francisco, CA 94105
United States

Tel 415.433.3700
Fax 415.836.4599

GAVILAN COLLEGE

NEW COLLEGE CAMPUS

505 FAIRVIEW ROAD
HOLLISTER, CA 95023

GAVILAN JOINT COMMUNITY COLLEGE DISTRICT

DSA APP NO. 01-119906
ARCH PROJECT NO: 1897.00
DRAWN BY:
DRAWING SCALE:
PTN: N/A FILE NO: 43-C4

DSA SUBMITTAL

FEBRUARY 04, 2022

SHEET TITLE

FIRST FLOOR FINISH PLAN - SECTOR C

SHEET NUMBER

A-8.7

BIMcloud: archiserver - BIMcloud Basic for ARCHICAD 22/1897.00 GAVILAN COLLEGE 2/2/2022 2:06 PM

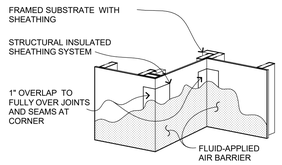

1 AIR BARRIER - INSIDE AND OUTSIDE CORNERS

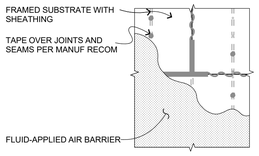

3 AIR BARRIER - SHEATHING JOINT TREATMENT

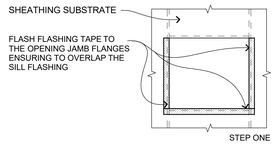

2 AIR BARRIER - FENESTRATION SHEATHING

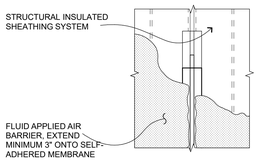

4 AIR BARRIER - EXPJOINT AT SHEATH'G SUBSTRATE

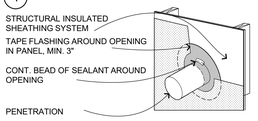

5 AIR BARRIER - PENETRATION

AIR BARRIER

1/4" = 1'-0" B201103.1 **27**

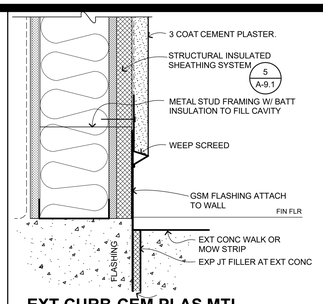

EXT CURB-CEM PLAS MTL FRMG

3" = 1'-0" B201403-1897.00 **21**

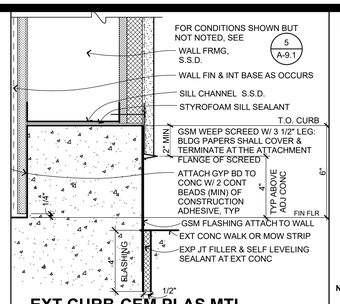

EXT.CURB-CEM PLAS MTL FRMG

3" = 1'-0" B201411 **16**

GYPSUM ASSOCIATION FIRE RESISTANCE DESIGN MANUAL, 21st EDITION
GA FILE NO. WP 1350 STC 35-39

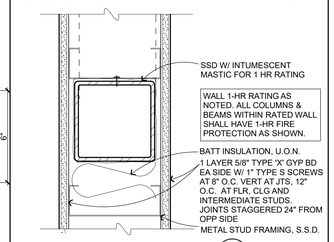

NOTE: FOR ADDITIONAL INFORMATION ALSO SEE 1 A-9.1

1-HR INT WALL METAL

3" = 1'-0" C101106 **11**

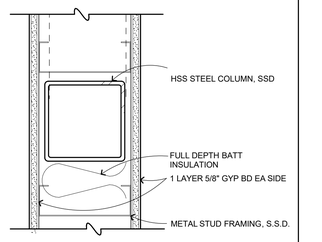

TYP INT NON RATED WALL MTL

3" = 1'-0" C101108 **6**

NOTE 1: AT ALL 1-HR AND 2-HR WALLS, THE AGGREGATE AREA OF WALL PENETRATIONS FOR ELECTRICAL OUTLET BOXES SHALL NOT EXCEED 100 SQ IN IN ANY 100 SQ FT OF WALL AREA. OUTLET BOXES ON OPPOSITE SIDES OF 1-HR WALLS SHALL BE SEPARATED BY A HORIZONTAL DISTANCE OF AT LEAST 24".

NOTE 2: FIRE WALLS, FIRE BARRIERS, FIRE PARTITIONS, SMOKE BARRIERS AND SMOKE PARTITIONS OR ANY OTHER WALL REQUIRED TO HAVE PROTECTED OPENINGS OR PENETRATIONS SHALL BE EFFECTIVELY AND PERMANENTLY IDENTIFIED WITH SIGNS OR STENCILING. SUCH IDENTIFICATION SHALL:

-BE LOCATED IN ACCESSIBLE CONCEALED FLOOR, FLOOR-CEILING OR ATTIC SPACES AND

-BE LOCATED WITHIN 15 FEET OF THE END OF EACH WALL AND AT INTERVALS NOT EXCEEDING 30 FEET MEASURED HORIZONTALLY ALONG THE WALL OR PARTITION AND

-INCLUDE LETTERING NOT LESS THAN 3 INCHES IN HEIGHT WITH A MINIUMUM 3/8 INCH STROKE IN A CONTRASTING COLOR INCORPORATING THE SUGGESTED WORDING: **"FIRE AND SMOKE BARRIER - PROTECT ALL OPENINGS"**.

(REFERENCE CBC 2019 703.7)

FIRE RATED WALLS TYP NOTES

1/4" = 1'-0" C101114 **1**

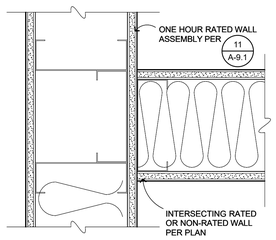

RATED WALL INTERSECTION

3" = 1'-0" C101115 **22**

GYPSUM ASSOCIATION FIRE RESISTANCE DESIGN MANUAL, 21st EDITION
GA FILE NO. WP 1522 STC 55-59

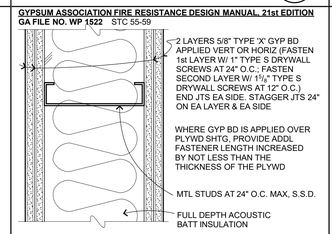

NOTE: AT ALL 2-HR WALLS, THE AGGREGATE AREA OF WALL PENETRATIONS FOR ELEC OUTLET BOXES SHALL NOT EXCEED 100 SQ INCH IN ANY 100 SQ FT OF WALL AREA. OUTLET BOXES ON OPP SIDES OF 2-HR WALLS SHALL BE SEPARATED BY A HORIZ DISTANCE OF AT LEAST 24".

INTERIOR WALL (2HR)

3" = 1'-0" C101104 **17**

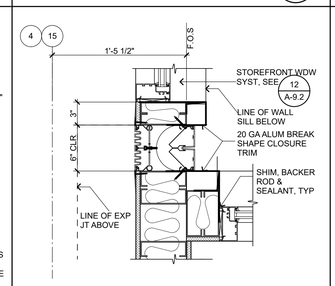

EXT EXP JT @ CORNER RETURN

1 1/2"= 1'-0" 1897.00 **12**

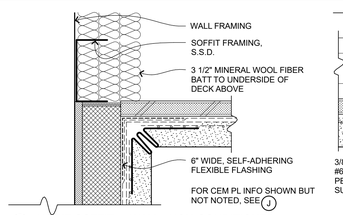

A HORIZ SOFFIT at WALL - NON-CONDITIONED
VERTICAL SECTION

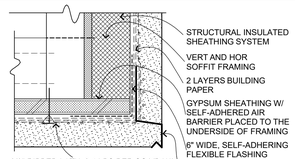

G HORIZ SOFFIT NON-CONDITIONED
VERTICAL SECTION

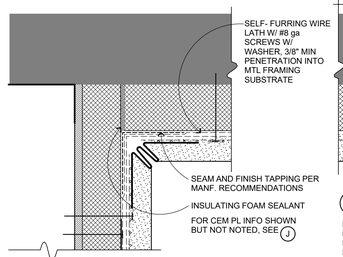

B HORIZ SOFFIT at WALL - CONDITIONED SPACE
VERTICAL SECTION

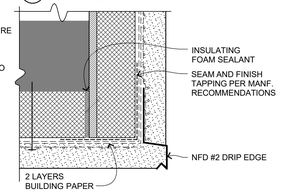

H HORIZ OUTSIDE CORNERS
VERTICAL SECTION

NOTE: CONTROL JOINTS AT HORIZONTAL SOFFIT NO MORE THAN 10 FEET O.C. OR AS SHOWN IN THE DRAWINGS. CUT LATH AT JOINT, PROVIDE BACKING AS REQUIRED FOR LATH SUPPORT. JOINT PROFILE PER D

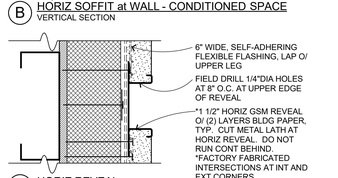

C HORIZ REVEAL
VERTICAL SECTION

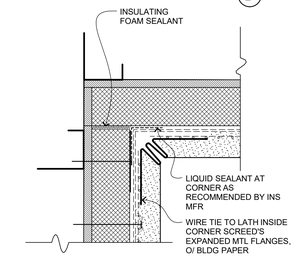

J INSIDE CORNERS
VERT PLAN SECTION SHOWN, HORIZ JT SIMILAR

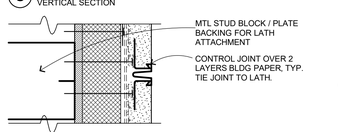

D VERTICAL CONTROL JOINTS
PLAN SECTION

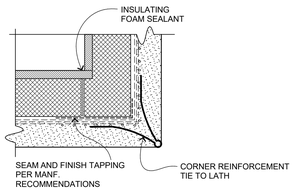

K VERT OUTSIDE CORNER
PLAN SECTION

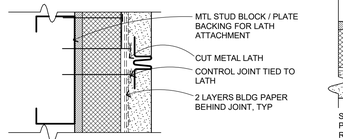

E HORIZ & DIAG CONTROL JOINTS
VERTICAL SECTION

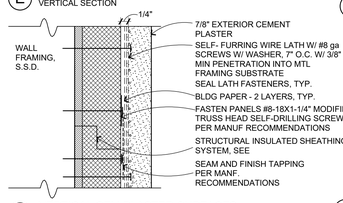

F VERTICAL CEM PLASTER SURFACES
VERTICAL SECTION

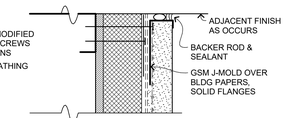

L VERT & HORIZ J-MOLDS
VERTICAL & PLAN SECTION

NOTES:

EXTERIOR WALL ASSEMBLY IS A PROPRIETARY SYSTEM, SEE PROJECT MANUAL

FOR FLASHING AT OPENINGS SEE 29 A-9.1

FOR SLIP JOINT AT FLOOR FRAMING SEE 16 A-9.1

FOR BASE OF WALL SEE 21 A-9.1

TYP CEM PLAS AT MTL FRMG W/ EXT INSULATION

6" = 1'-0" B201410 **5**

FLEX FLASHING INSTALLED BEFORE BUILDING PAPER, U.O.N.

DETAIL APPLIES TO ALL FRAMED WALL PENETRATIONS

FLEX FLASH MATERIAL SHALL BE SELF SEALING, FULLY ADHERED COMPOSITE FLEX FLASH, U.O.N.

12" WIDE FLEX SILL FLASH: x LENGTH REQD TO EXTEND 12" BEYOND OPNG AS SHOWN, ATTACH AT TOP ONLY (SEE BELOW)

BUILDING PAPER FLAP BENEATH - DO NOT ATTACH AT BOTTOM

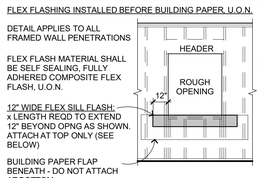

1 STEP 1 - SILL FLASHING

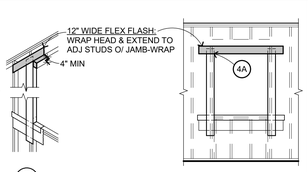

4 STEP 4 - WRAP AT HEAD

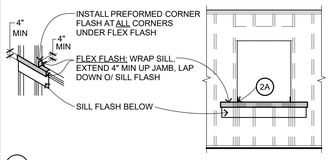

2 STEP 2 - WINDOW WRAP AT SILL

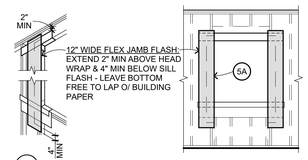

5 STEP 5 - JAMB FLASHING

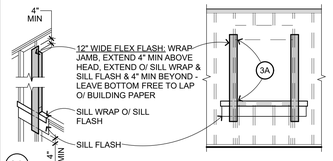

3 STEP 3 - WRAP AT JAMB

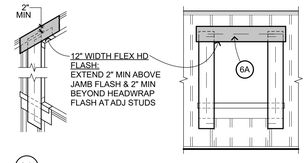

6 STEP 6 - HEAD FLASHING

TYP FLASHING/PAPERING

1/4" = 1'-0" 201103 **29**

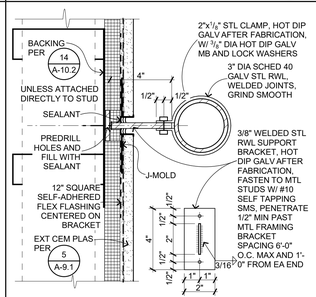

RWL SUPPORT @ CEM PLAS

3" = 1'-0" 1897.00 **23**

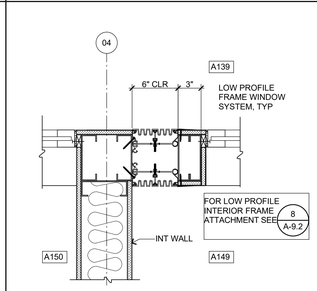

INT EXP JT @ LINE 4

1 1/2"= 1'-0" 1897.00 **18**

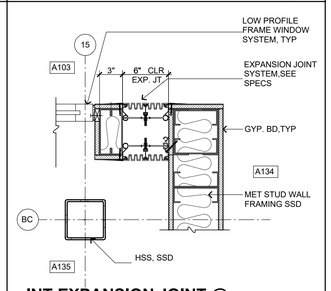

INT EXPANSION JOINT @ LINE 15

1 1/2"= 1'-0" 1897.00 **13**

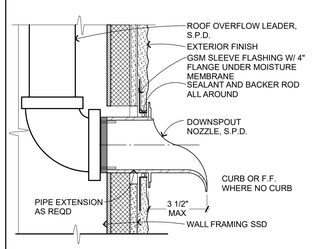

ROOF OVERFLOW LEADER NOZZLE

3" = 1'-0" 1897.00 **24**

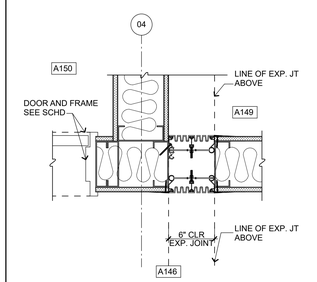

INT EXP JT @ LINE 4

1 1/2"= 1'-0" 1897.00 **19**

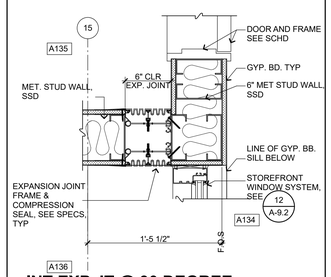

INT EXP JT @ 90 DEGREE CORNER

1 1/2"= 1'-0" 1897.00 **14**

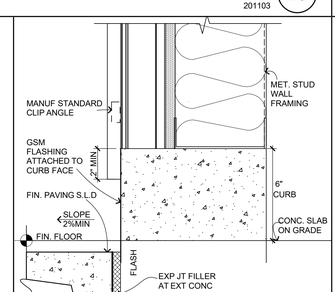

MTL ROOF PNL @ EXT WALL BASE

3" = 1'-0" 1897.00 **30**

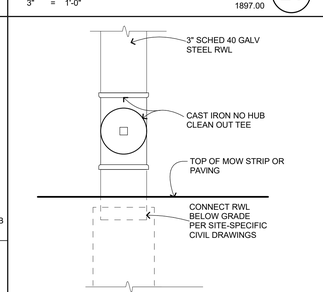

RWL @ GRADE

3" = 1'-0" 1897.00 **25**

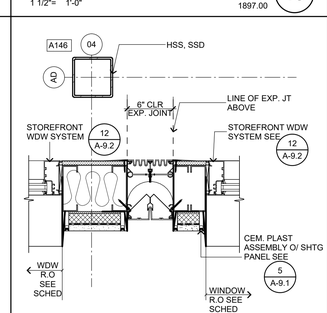

EXT EXP WALL JT

1 1/2"= 1'-0" 1897.00 **20**

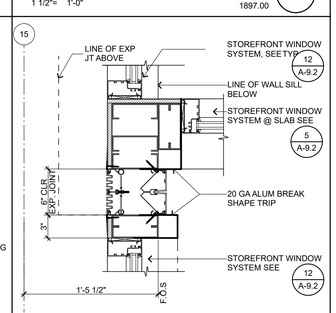

EXT EXP JT @ LINE 15

1 1/2"= 1'-0" 1897.00 **15**

QUATTROCCHI KWOK ARCHITECTS
Main:
636 Fifth Street, Santa Rosa, CA 95404
East Bay:
55 Harrison Street, Suite 525, Oakland, CA 94607
(707) 576-0829

LICENSED ARCHITECT
AARON JOBSON
LICENSE # C30620
EXP OCTOBER 31, 2023
STATE OF CALIFORNIA

SIGNED: FEBRUARY 04, 2022

Gensler
45 Fremont Street
Suite 1500
San Francisco, CA 94105
United States
Tel 415.433.3700
Fax 415.836.4599

GAVILAN COLLEGE

NEW COLLEGE CAMPUS

505 FAIRVIEW ROAD
HOLLISTER, CA 95023

GAVILAN JOINT COMMUNITY COLLEGE DISTRICT

DSA APP NO. 01-119906

ARCH PROJECT NO:	1897.00
DRAWN BY:	*fill out manualy ea sheet!*
DRAWING SCALE:	AS NOTED
PTN: N/A	FILE NO: 43-C4

DSA SUBMITTAL

FEBRUARY 04, 2022

SHEET TITLE

WALL DETAILS

SHEET NUMBER

A-9.1

BIMcloud: archiserver - BIMcloud Basic for ARCHICAD 22/1897.00 GAVILAN COLLEGE 2/2/2022 2:16 PM

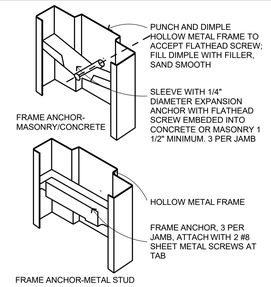

FRAME ANCHOR

1 1/2"= 1'-0" 1897.00 **31**

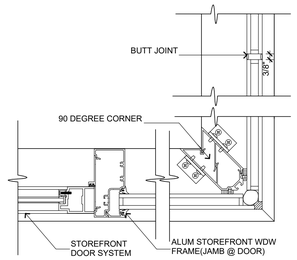

STOREFRONT @ EXT CORNER PLAN DETAIL

3" = 1'-0" 1897.00 **26**

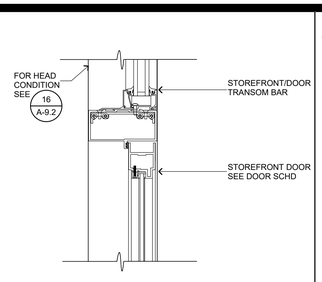

STOREFRONT @ TRANSOM HEAD

3" = 1'-0" 1897.00 **21**

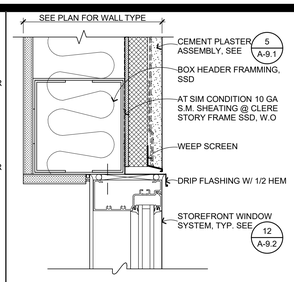

STOREFRONT HEAD @ TRANSOM ABOVE DOOR

3" = 1'-0" 1897.00 **16**

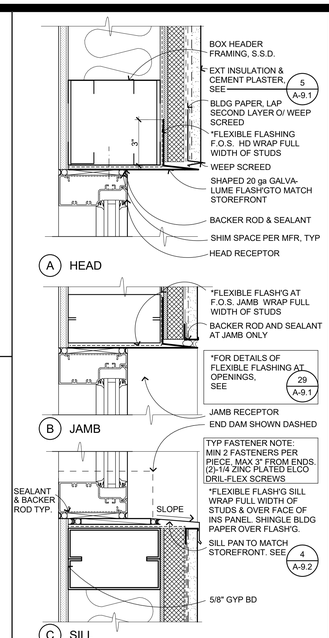

ALUM STOREFRONT SILL @ WALL

3" = 1'-0" B202101.2_B **12**

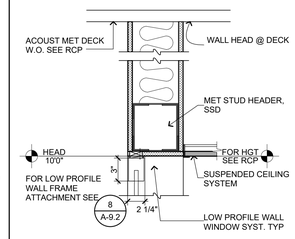

INT WINDOW HEAD

1 1/2"= 1'-0" 1897.00 **6**

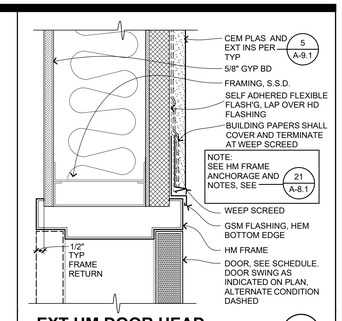

EXT HM DOOR HEAD

3" = 1'-0" B203101_B **1**

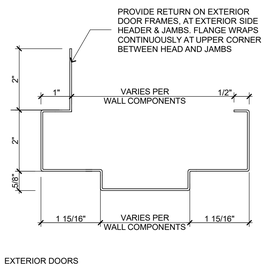

DOOR FRAME PROFILE

6" = 1'-0" 1897.00 **32**

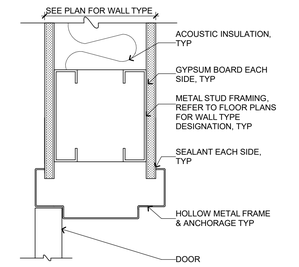

INT DOOR HEAD - TYP

3" = 1'-0" 1897.00 **27**

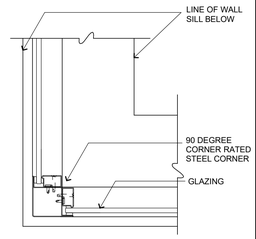

RATED WINDOW OUTSIDE CORNER

3" = 1'-0" 1897.01 **22**

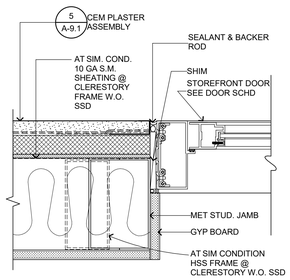

STOREFRONT JAMB @ WALL

3" = 1'-0" 1897.03 **17**

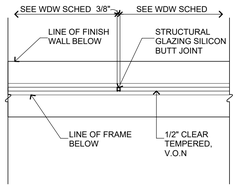

VERT BUTT JOINT GLASS (INTERIOR WALL/GLASS)

1 1/2"= 1'-0" 1897.00 **7**

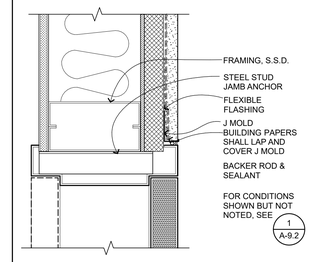

EXT HM DOOR JAMB

3" = 1'-0" B203102_B **2**

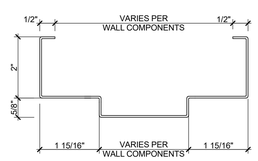

DOOR FRAME PROFILE

6" = 1'-0" 1897.00 **33**

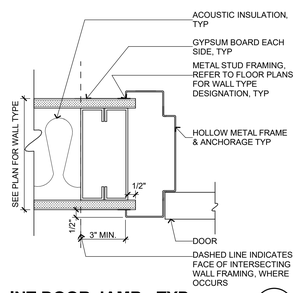

INT DOOR JAMB - TYP

3" = 1'-0" 1897.00 **28**

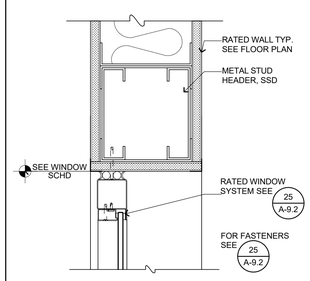

RATED WINDOW HEAD

3" = 1'-0" 1897.00 **23**

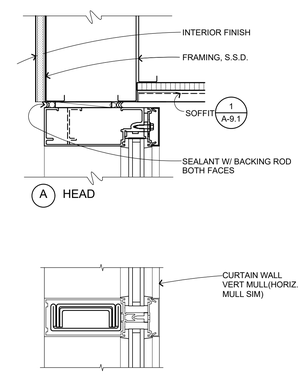

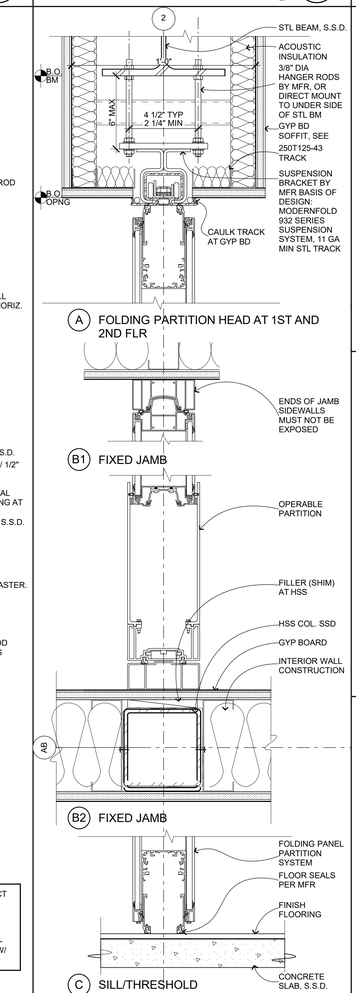

FOLDING PANEL PARTITION

3" = 1'-0" C102510 **15**

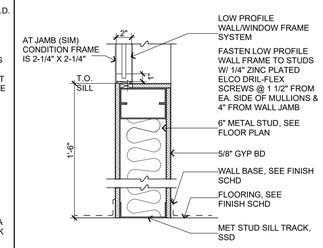

INT WINDOW SILL @ WALL JAMB SIM

1 1/2"= 1'-0" 1897.00 **8**

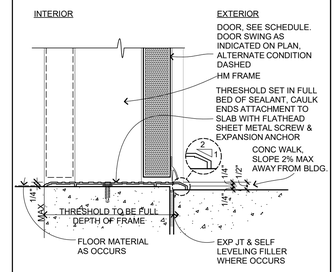

THRESHOLD

3" = 1'-0" B203103 **3**

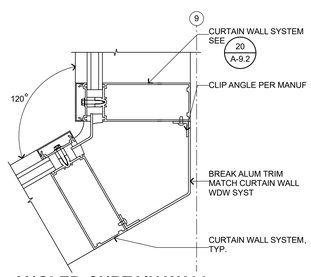

ANGLED CURTAIN WALL PLAN DETAIL

3" = 1'-0" 1897.00 **29**

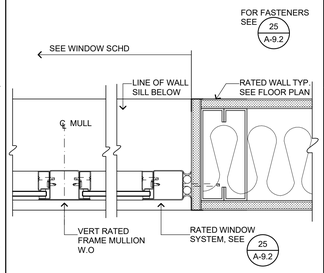

RATED WINDOW JAMB

3" = 1'-0" 1897.00 **24**

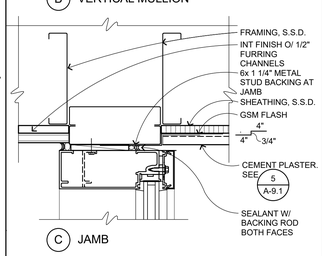

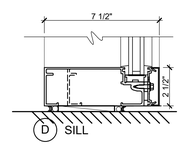

CURTAIN WALL IS DEFERRED APPROVAL ITEM. FASTENERS SUBJECT TO CHANGE BASED UPON ENGINEERED DESIGN FOR SPECIFIC INSTALLATION.
FASTEN CURTAIN WALL PERIMETER W/ FASTENERS AT 12" O.C. MIN. USING A MINIMUM OF 2 FASTENERS PER PIECE AT A MAXIMUM DISTANCE OF 3" FROM ENDS. AT STEEL FRAMING USE 1/4" S.S SELF-DRILLING, SELF-TAPPING SCREWS. AT CONCRETE USE 3/8" BOLTS W/ EXPANSION SHIELDS AND MINIMUM OF 3" PENETRATION.

CURTAIN WALL

3" = 1'-0" B202301 **20**

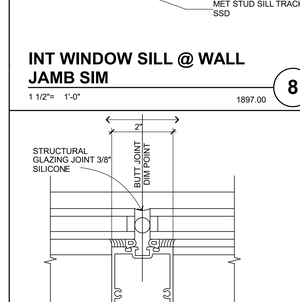

STOREFRONT VERTICAL MULLION

6" = 1'-0" B202103 **9**

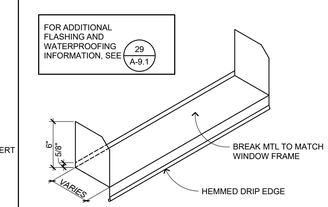

SILL PAN

1 1/2"= 1'-0" B201105 **4**

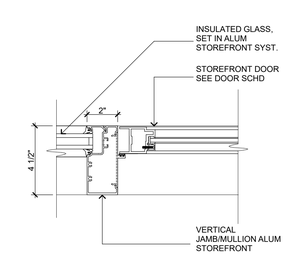

STOREFRONT DOOR @ WINDOW JAMB

3" = 1'-0" 1897.02 **30**

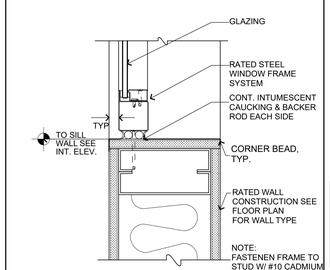

RATED WINDOW SILL

3" = 1'-0" 1897.01 **25**

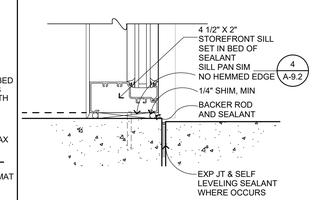

STOREFRONT AT GRADE

3" = 1'-0" 1897.00 **5**

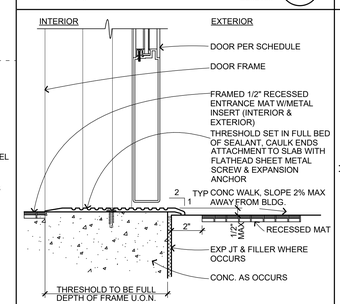

DOOR - EXT THRESHOLD

3" = 1'-0" B203203 **10**

BIMcloud: archiserver - BIMcloud Basic for ARCHICAD 22/1897.00 GAVILAN COLLEGE 2/22/2022 2:16 PM

QUATTROCCHI KWOK ARCHITECTS
Main:
636 Fifth Street, Santa Rosa, CA 95404
East Bay:
55 Harrison Street, Suite 525, Oakland, CA 94607
(707) 576-0829
LICENSED ARCHITECT AARON JOBSON LICENSE # C30620 EXP OCTOBER 31, 2023 STATE OF CALIFORNIA
SIGNED: FEBRUARY 04, 2022

Gensler
45 Fremont Street
Suite 1500
San Francisco, CA 94105
United States
Tel 415.433.3700
Fax 415.836.4599

GAVILAN COLLEGE

NEW COLLEGE CAMPUS

505 FAIRVIEW ROAD
HOLLISTER, CA 95023

GAVILAN JOINT COMMUNITY COLLEGE DISTRICT

DSA APP NO. 01-119906
ARCH PROJECT NO: 1897.00
DRAWN BY:
DRAWING SCALE:
PTN: N/A FILE NO: 43-C4
DSA SUBMITTAL
FEBRUARY 04, 2022
SHEET TITLE

OPENING DETAILS

SHEET NUMBER
A-9.2

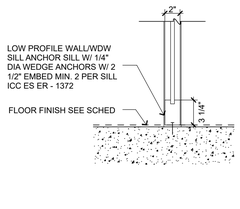

INT. WALL/GLASS SYST @ FLOOR

1 1/2"= 1'-0" 1897.00 **11**

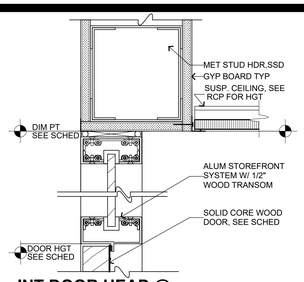

INT DOOR HEAD @ STOREFRONT TRANSOM ABOVE

3" = 1'-0" 1897.00 **6**

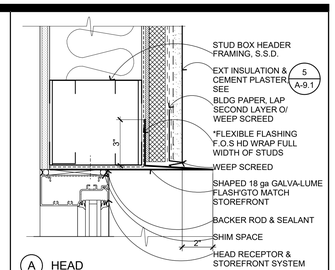

A HEAD

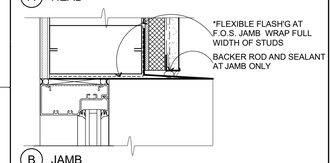

B JAMB

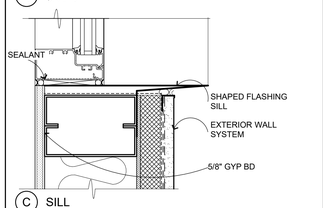

C SILL

ALUM STOREFRONT SILL @ WALL

3" = 1'-0" 1897.00 **2**



PLAN DETAIL

1 1/2"= 1'-0" 1897.01 **12**

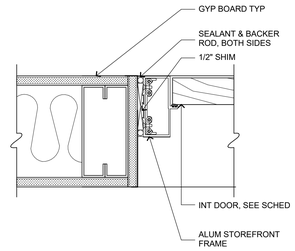

INT DOOR JAMB @ WALL

3" = 1'-0" 1897.00 **7**

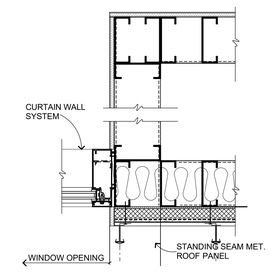

CURTAIN WALL JAMB @ EXT WALL/METAL ROOF

1 1/2"= 1'-0" 1897.00 **8**

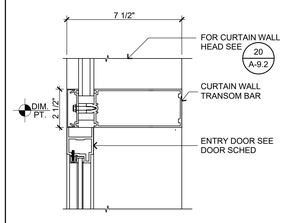

EXT DR @ CURTAIN WALL

3" = 1'-0" 1897.00 **3**

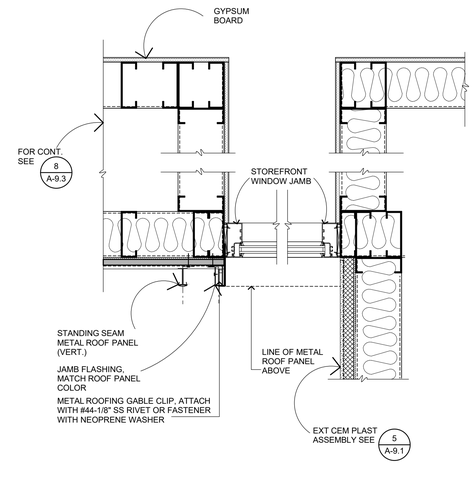

STOREFRONT WDW JAMB @ EXT WALL/MET ROOF

1 1/2"= 1'-0" 1897.00 **10**

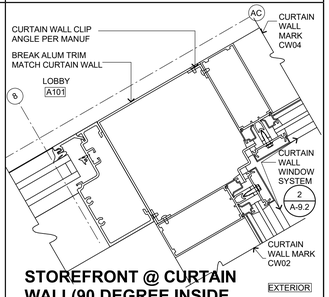

STOREFRONT @ CURTAIN WALL(90 DEGREE INSIDE CORNER)

3" = 1'-0" 1897.00 **4**

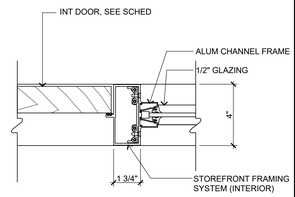

STOREFRONT @ DR JAMB

3" = 1'-0" 1897.00 **5**

QUATTROCCHI KWOK ARCHITECTS

Main:
636 Fifth Street, Santa Rosa, CA 95404
East Bay:
55 Harrison Street, Suite 525, Oakland, CA 94607

(707) 576-0829

LICENSED ARCHITECT
AARON JOBSON
LICENSE # C30620
EXP OCTOBER 31, 2023
STATE OF CALIFORNIA

SIGNED: FEBRUARY 04, 2022

Gensler

45 Fremont Street
Suite 1500
San Francisco, CA 94105
United States

Tel 415.433.3700
Fax 415.836.4599

GAVILAN COLLEGE

NEW COLLEGE CAMPUS

505 FAIRVIEW ROAD
HOLLISTER, CA 95023

GAVILAN JOINT COMMUNITY COLLEGE DISTRICT

DSA APP NO. 01-119906
ARCH PROJECT NO: 1897.00
DRAWN BY: *fill out manualy ea sheet!*
DRAWING SCALE: AS NOTED
PTN: N/A FILE NO: 43-C4

DSA SUBMITTAL
FEBRUARY 04, 2022

SHEET TITLE

OPENING & WALL DETAILS

SHEET NUMBER

A-9.3

BIMcloud: archiserver - BIMcloud Basic for ARCHICAD 22/1897.00 GAVILAN COLLEGE 2/2/2022 2:16 PM

EXPOSED STEEL IS STRUCTURAL AND PROTECTED. DO NOT DRILL, SCREW, PENETRATE OR DAMAGE THE SURFACE IN ANY WAY.
DO NOT REMOVE THIS TAG
ADHESIVE STICKER (NO SHOT PINS ALLOWED)

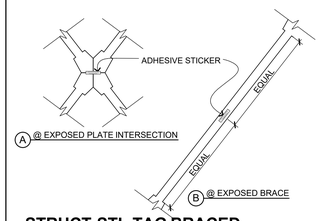

STRUCT STL TAG BRACED FRAMES

1/4" = 1'-0" C101121.1 **16**

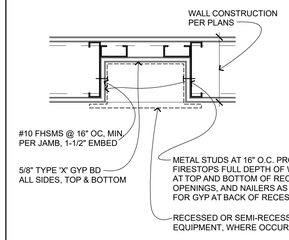

FIRE EXTINGUISHER

1 1/2"= 1'-0" C103503 **17**

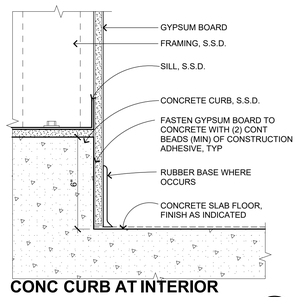

CONC CURB AT INTERIOR WALL

3" = 1'-0" C301102 **18**

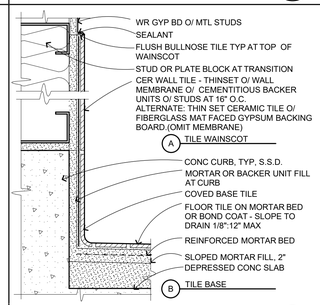

INT CER TILE

3" = 1'-0" C302101_A **19**

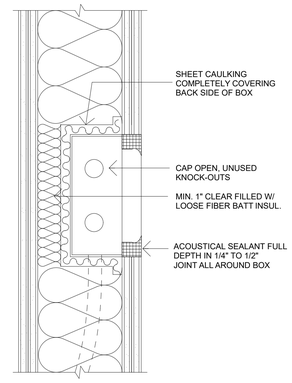

A BOX SIZE 4" X 8" AND UNDER

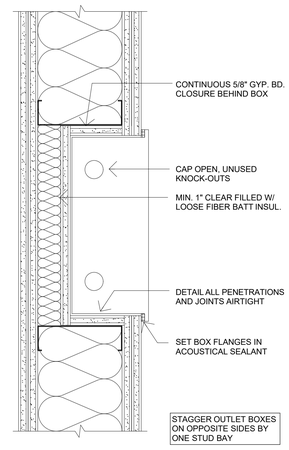

B BOX SIZE OVER 4" X 8"

AIRTIGHT RECESSED MTL

3" = 1'-0" C101137_B **13**

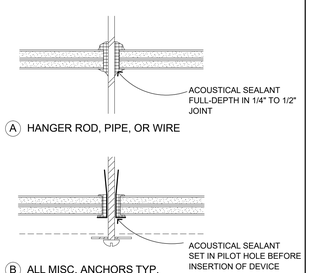

A HANGER ROD, PIPE, OR WIRE

B ALL MISC. ANCHORS TYP.

AIRTIGHT SUPPORT ELEMENTS

3" = 1'-0" C101138 **14**

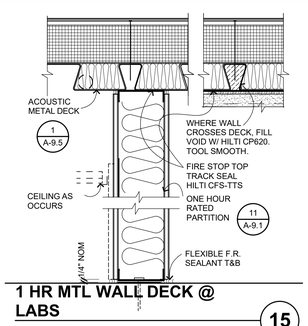

1 HR MTL WALL DECK @ LABS

1 1/2"= 1'-0" C101111.1 **15**

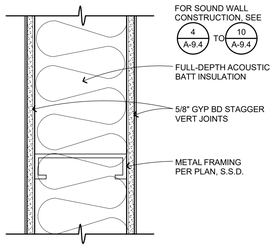

ACOUSTIC WALL A

3" = 1'-0" C101103A **1**

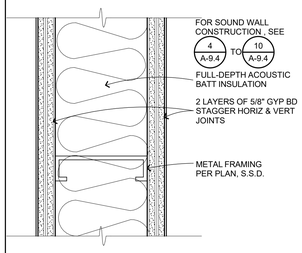

ACOUSTIC WALL B

3" = 1'-0" C101103B **2**

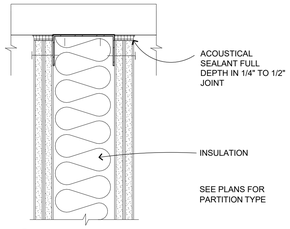

A AT FLAT SURFACE

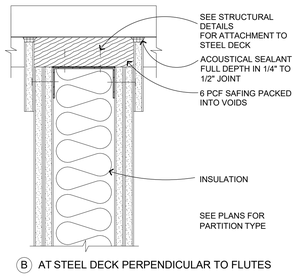

B AT STEEL DECK PERPENDICULAR TO FLUTES

AT ALL LOCATIONS, INCLUDING AIR PLENUMS, ALL OPEN STUD WALL CAVITIES AND OTHER OPENINGS TO BE SEALED TO PREVENT THE PASSAGE OF AIR AND SOUND

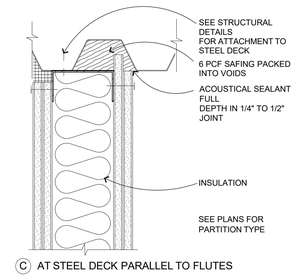

C AT STEEL DECK PARALLEL TO FLUTES

AIRTIGHT CONSTRUCTION MTL

3" = 1'-0" C101136_B **10**

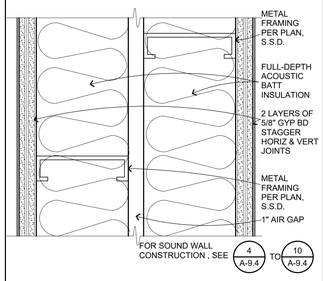

ACOUSTIC WALL C

3" = 1'-0" C101103C **3**

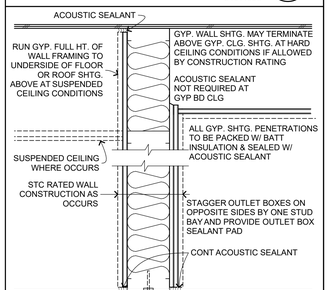

SOUND WALL CONSTRUCTION

1 1/2"= 1'-0" C101135 **4**

QUATTROCCHI KWOK ARCHITECTS
Main:
636 Fifth Street, Santa Rosa, CA 95404
East Bay:
55 Harrison Street, Suite 525, Oakland, CA 94607
(707) 576-0829

LICENSED ARCHITECT
AARON JOBSON
LICENSE # C30620
EXP. OCTOBER 31, 2023
STATE OF CALIFORNIA

SIGNED: FEBRUARY 04, 2022

Gensler
45 Fremont Street
Suite 1500
San Francisco, CA 94105
United States
Tel 415.433.3700
Fax 415.836.4599

GAVILAN COLLEGE

NEW COLLEGE CAMPUS

505 FAIRVIEW ROAD
HOLLISTER, CA 95023

GAVILAN JOINT COMMUNITY COLLEGE DISTRICT

DSA APP NO. 01-119906
ARCH PROJECT NO: 1897.00
DRAWN BY:
DRAWING SCALE:
PTN: N/A FILE NO: 43-C4

DSA SUBMITTAL
FEBRUARY 04, 2022

SHEET TITLE

WALL & FRAMING DETAILS

SHEET NUMBER

A-9.4

BIMcloud: archiserver - BIMcloud Basic for ARCHICAD 22/1897.00 GAVILAN COLLEGE ,2/2/2022-2:16 PM

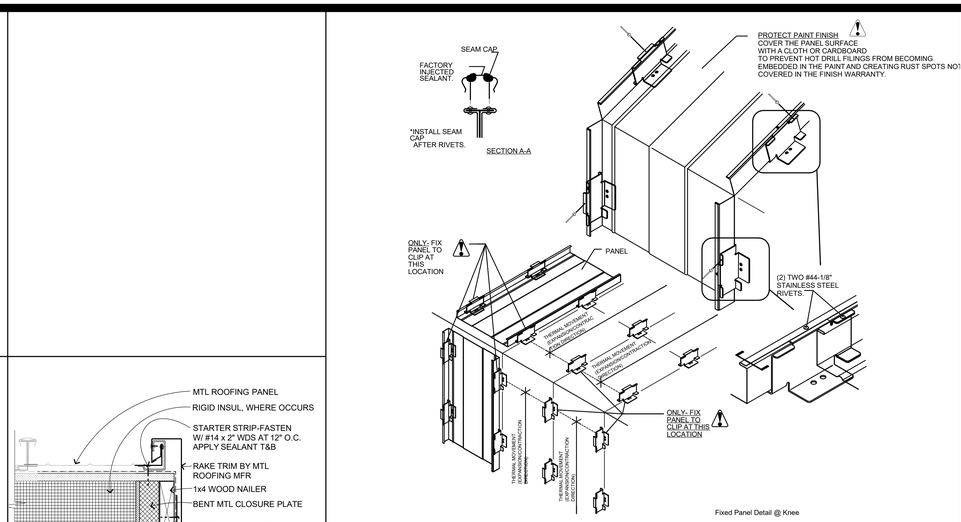

Fixed Panel Detail @ Knee

ERECTOR NOTE: FIXED PANEL INSTALLATION METHOD

- TYPICALLY, PANELS ARE 'FIXED' ALONG THE RIDGE/HIP/HEAD CONDITIONS AND PANEL THERMAL MOVEMENT IS DIRECTED TOWARD THE EAVE/SILL/VALLEY CONDITIONS.
- FIX (MECHANICAL ATTACHED) PANELS TO CLIPS AS SHOWN.
- PROTECT THE PANELS PAINT FINISH FROM HOT DRILL FILINGS. THESE FILINGS WILL BECOME SELF-EMBEDDED IN THE PAINT AND CREATE RUST SPOTS NOT COVERED IN THE FINISH WARRANTY.
- SNAP ON THE SEAM CAP AFTER THE PANEL HAS BEEN RIVETED TO THE PANEL CLIPS. SEE DRAWING.
- USE THE HAND CRIMPING TOOL AND CRIMP THE SEAM CAPS AT THESE FIXED LOCATIONS.
- DO NOT RUN THE MOTORIZED ELECTRIC SEAMING MACHINE OVER THESE FIXED LOCATIONS.

ERECTOR NOTE: FIXED PANEL LOCATION EXPLANATION

- THE FIXED PANEL LOCATIONS ILLUSTRATED ON THE ROOF PLAN DESIGNATE A "FIXED LOCATION" BETWEEN THE PANEL AND PANEL CLIP.
- THIS "FIXED LOCATION" IS A MECHANICAL CONNECTION BETWEEN
- THESE TWO COMPONENTS, PANEL AND PANEL CLIP.
- A "FIXED LOCATION" CAN ONLY OCCUR AT ONE LOCATION ON EACH PANEL.
- DO NOT ATTACH EACH PANEL CLIP TO THE PANEL.
- THE PANEL MUST BE FIXED (MECHANICAL ATTACHED) AT ONE LOCATION AND ALL REMAINING PANEL CLIPS ALONG THE PANEL MUST NOT BE ATTACHED. ONCE THE PANEL IS FIXED AT THE ONE LOCATION, THE REMAINING NON-ATTACHED PANEL CLIPS WILL ALLOW PANEL THERMAL MOVEMENT.
- THIS THERMAL MOVEMENT IS EXPANSION AND CONTRACTION OF THE PANEL ALONG ITS' ENTIRE LENGTH.

SEE ROOF PLAN FOR CORRECT PLACEMENT OF THE PANEL'S FIXED LOCATIONS.
IF THIS IS UNCLEAR IN ANY MANNER, DO NOT INSTALL PANELS AND CONTACT THE MANUFACTURER OR MANUFACTURER'S REPRESENTATIVE FOR CLARIFICATIONS.

FIXED PANEL KNEE-ROOF TRANSITION

3" = 1'-0" — 12

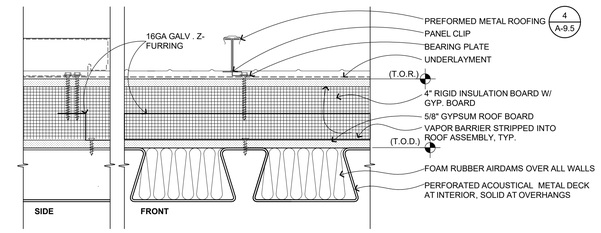

MTL ROOF'G AT MTL DECK TYP.

3" = 1'-0" — 1897.0- B301119.2 — 1

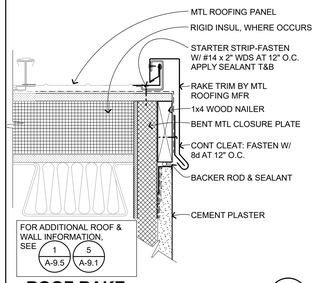

ROOF RAKE

3" = 1'-0" — B301103 A — 22

NOTE: NO FASTENER PENETRATIONS THROUGH ROOF PANEL AT RIDGE.

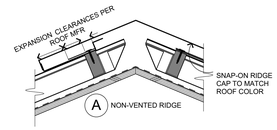

TYP MTL ROOF RIDGE/HIP

1 1/2"= 1'-0" — B301101 — 7

1. STANDING SEAM METAL ROOFING CLIPS TO BE SECURED PER 4 A-9.5

2. ALL OTHER FASTENERS FOR FLASHING AND APPURTENANCES SHALL EXTEND 1/2" MINIMUM BEYOND WALL OF METAL FRAMING OR SOLID BACKING AND SHALL PENETRATE 1 1/2" MINIMUM INTO WOOD FRAMING OR SOLID BLOCKING. FASTENERS SHALL BE #10 MINIMUM SCREWS OF APPROVED TYPE (STAINLESS STEEL WITH NEOPRENE WASHERS WHERE EXPOSED).

3. ISOLATE ALL GSM AND OTHER FERROUS FLASHINGS AND FASTENERS FROM NON-FERROUS MATERIALS WITH SELF - ADHERED FLEXIBLE MEMBRANE.

TYP MTL ROOF NOTES

3" = 1'-0" — B301118 — 2

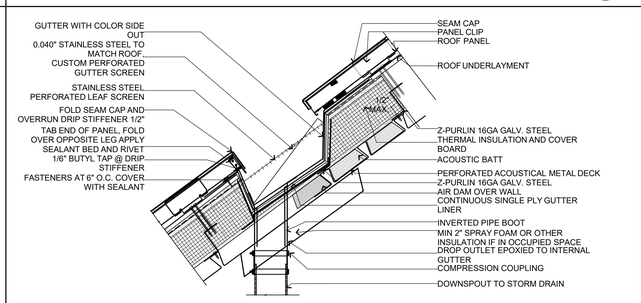

MTL ROOF INTERNAL GUTTER

1 1/2"= 1'-0" — 1897.00-21 — 13

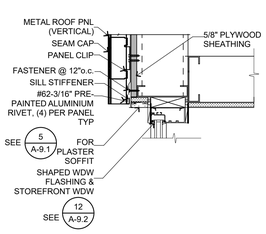

WDW HEAD @ METAL ROOF/VERT. WALL

1 1/2"= 1'-0" — 1897.00 — 8

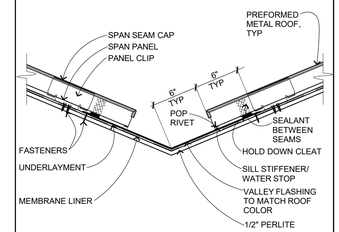

NOTE: NO FASTENER PENETRATIONS ALLOWED THROUGH VALLEY FLASHING

TYP MTL ROOF VALLEY

1 1/2"= 1'-0" — B301102 — 3

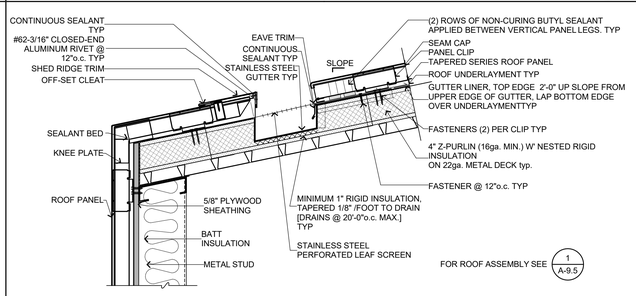

KNEE-ROOF TO WALL TRANSITION

1 1/2"= 1'-0" — 1897.00-20 — 14

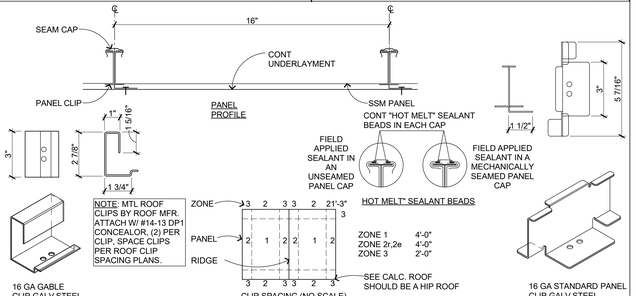

MTL PANEL & CLIPS - RMER SPAN

3" = 1'-0" — B301116 — 4

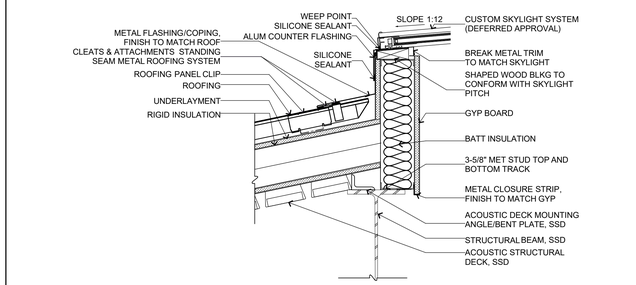

SKYLIGHT CURB

1 1/2"= 1'-0" — 1897.09 — 15

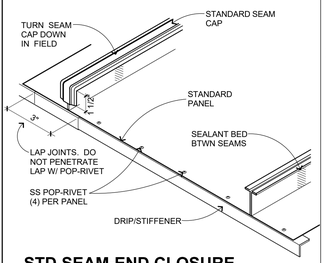

STD SEAM-END CLOSURE RMER SPAN @ MONITOR

3" = 1'-0" — B301114 — 10

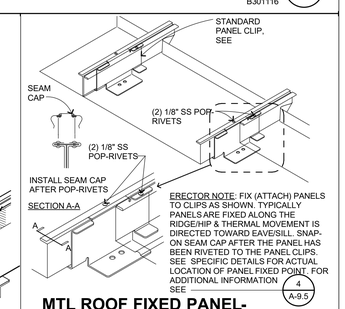

MTL ROOF FIXED PANEL-RMER SPAN

1 1/2"= 1'-0" — B301117 — 5

QUATTROCCHI KWOK ARCHITECTS
Main:
636 Fifth Street, Santa Rosa, CA 95404
East Bay:
55 Harrison Street, Suite 525, Oakland, CA 94607
(707) 576-0829

LICENSED ARCHITECT — AARON JOBSON — LICENSE # C30620 — EXP OCTOBER 31, 2023 — STATE OF CALIFORNIA

SIGNED: FEBRUARY 04, 2022

Gensler
45 Fremont Street
Suite 1500
San Francisco, CA 94105
United States
Tel 415.433.3700
Fax 415.836.4599

GAVILAN COLLEGE

NEW COLLEGE CAMPUS

505 FAIRVIEW ROAD
HOLLISTER, CA 95023

GAVILAN JOINT COMMUNITY COLLEGE DISTRICT

DSA APP NO. 01-119906
ARCH PROJECT NO: 1897.00
DRAWN BY:
DRAWING SCALE:
PTN: N/A — FILE NO: 43-C4

DSA SUBMITTAL
FEBRUARY 04, 2022

SHEET TITLE
METAL ROOFING DETAILS

SHEET NUMBER
A-9.5

BIMcloud: archiserver - BIMcloud Basic for ARCHICAD 22/1897.00 GAVILAN COLLEGE 2/2/2022 2:16 PM

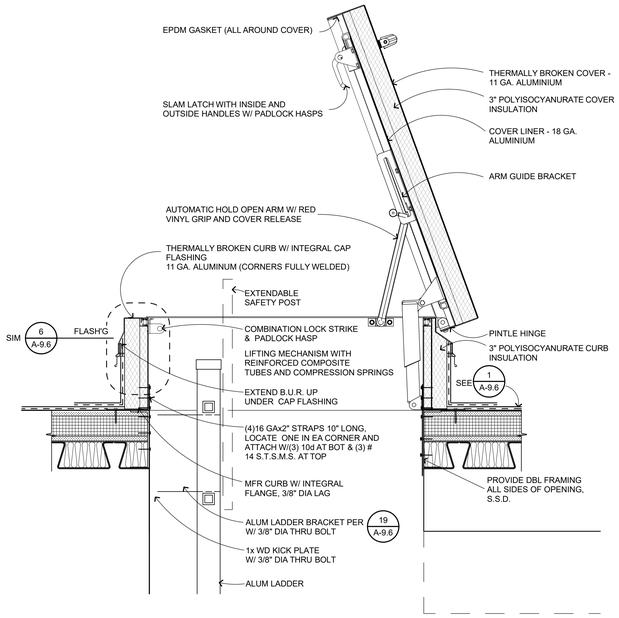

ROOF ACCESS HATCH 17

1 1/2"= 1'-0" B302301

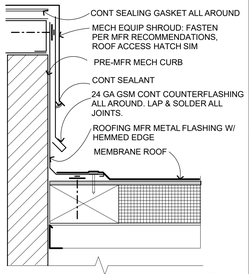

MEMBRANE ROOF AT CURB 6

3" = 1'-0" B301609

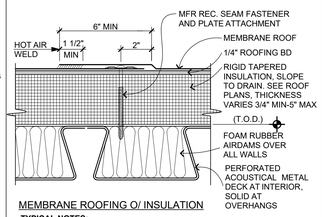

MEMBRANE ROOFING O/ INSULATION

TYPICAL NOTES:
1. PROVIDE ANCHORAGE TO MEET UL90.

MEMBRANE ROOF @ MTL. DECK 1

3" = 1'-0" B301601_B

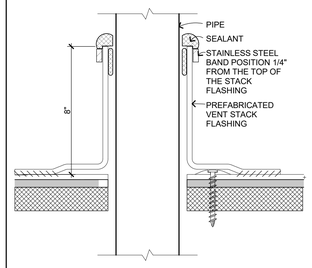

PIPE FLASHING 7

6" = 1'-0" B301607

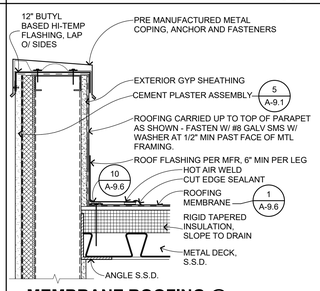

MEMBRANE ROOFING @ PARAPET 8

1 1/2"= 1'-0" B301604

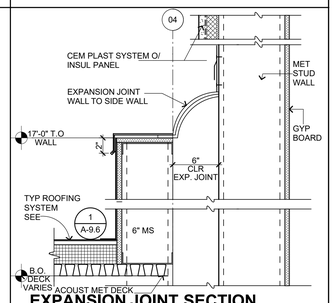

EXPANSION JOINT SECTION @ MET ROOF 3

1 1/2"= 1'-0" 1897.00

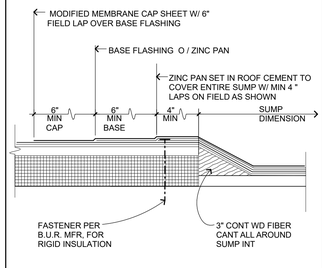

ROOF DRAIN EDGE 24

3" = 1'-0" B304303

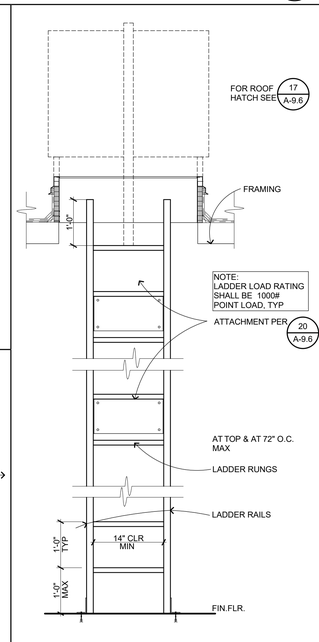

INT ALUM LADDER 19

3/4" = 1'-0" C103401

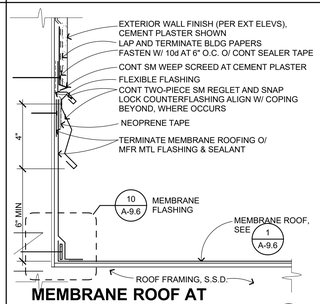

MEMBRANE ROOF AT REGLET 9

3" = 1'-0" B301603

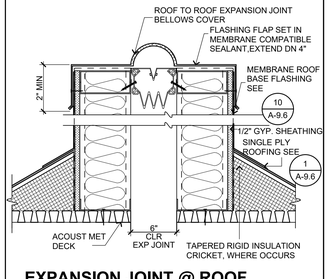

EXPANSION JOINT @ ROOF TO ROOF 4

1 1/2"= 1'-0" 1897.00

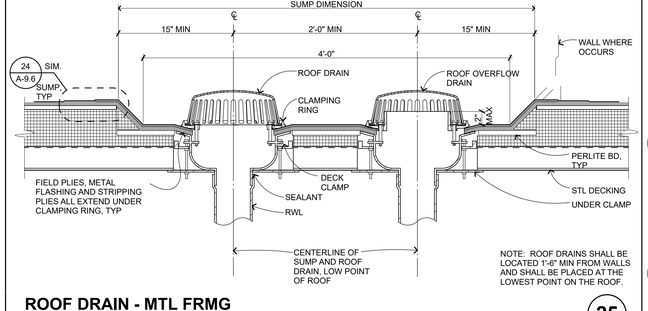

NOTE: ROOF DRAINS SHALL BE LOCATED 1'-6" MIN FROM WALLS AND SHALL BE PLACED AT THE LOWEST POINT ON THE ROOF.

ROOF DRAIN - MTL FRMG 25

1 1/2"= 1'-0" B304302_B

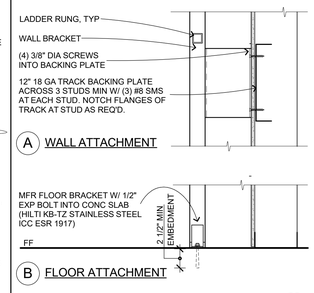

LADDER ATTACHMENT 20

1 1/2"= 1'-0" C103402

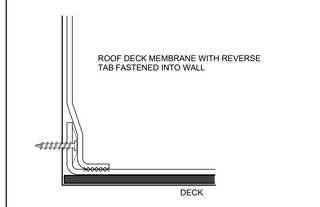

NOTE 1: IT IS NOT RECOMMENDED TO EXCEED 18 INCHES IN HEIGHT WHEN USING REVERSE LAPS TO FLASH WALLS.

NOTE 2: THIS DETAIL IS NOT RECOMMENDED WHEN TAPERED INSULATION TRANSITIONS ALONG THE WALLS.

NOTE 3: MINIMUM TERMINATION HEIGHT FOR PARAPET WALL FLASHING IS 8 INCHES ABOVE THE FINISH DECK.

MEMBRANE ROOF AT WALL 10

6" = 1'-0" B301602

QUATTROCCHI KWOK ARCHITECTS

Main:
636 Fifth Street, Santa Rosa, CA 95404
East Bay:
55 Harrison Street, Suite 525, Oakland, CA 94607

(707) 576-0829

LICENSED ARCHITECT
AARON JOBSON
LICENSE # C30620
EXP OCTOBER 31, 2023
STATE OF CALIFORNIA

SIGNED: FEBRUARY 04, 2022

Gensler

45 Fremont Street
Suite 1500
San Francisco, CA 94105
United States

Tel 415.433.3700
Fax 415.836.4599

GAVILAN COLLEGE

NEW COLLEGE CAMPUS

505 FAIRVIEW ROAD
HOLLISTER, CA 95023

GAVILAN JOINT COMMUNITY COLLEGE DISTRICT

DSA APP NO. 01-119906

ARCH PROJECT NO: 1897.00
DRAWN BY:
DRAWING SCALE:
PTN: N/A FILE NO: 43-C4

DSA SUBMITTAL
FEBRUARY 04, 2022

SHEET TITLE

ROOFING DETAILS

SHEET NUMBER

A-9.6

BIMcloud: archiserver - BIMcloud Basic for ARCHICAD 22/1897.00 GAVILAN COLLEGE; 2/2/2022;2:16 PM

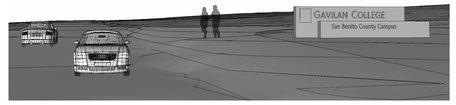

(A) ELEVATION - 3D

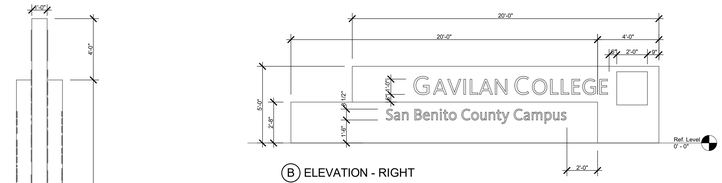

(B) ELEVATION - RIGHT

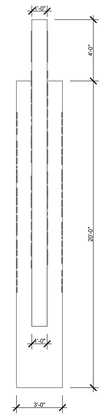

(D) PLAN



(C) ELEVATION - LEFT

COLLEGE SIGNAGE

1/4" = 1'-0"

2

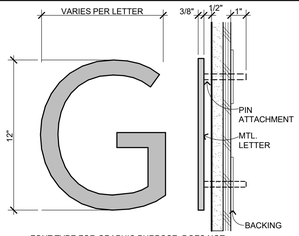

FONT TYPE FOR GRAPHIC PURPOSE, DOES NOT REPRESENT PROJECT FONT

FRONT **SIDE**

SEE SPECS FOR FONT TYPE , MATERIALS AND FINISHES.

BUILDING SIGNAGE ATTACHMENT

3" = 1'-0" 1897-23

13

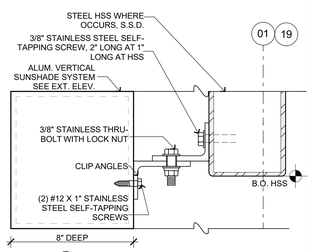

(A) SECTION

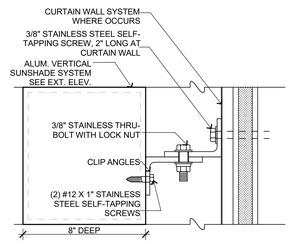

(A) SECTION

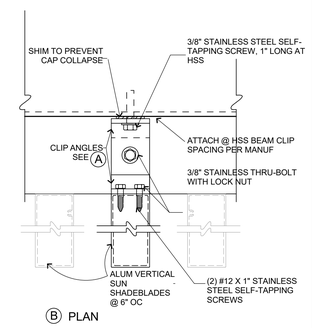

(B) PLAN

VERTICAL ALUM. SUNSHADE @ HSS

3" = 1'-0" 1897.00

9

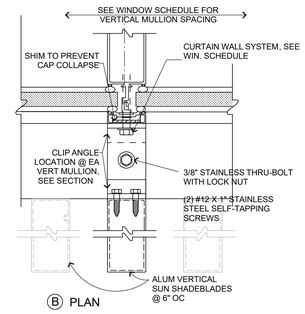

(B) PLAN

VERTICAL ALUM. SUNSHADE @ CURTAIN WALL

3" = 1'-0"

4

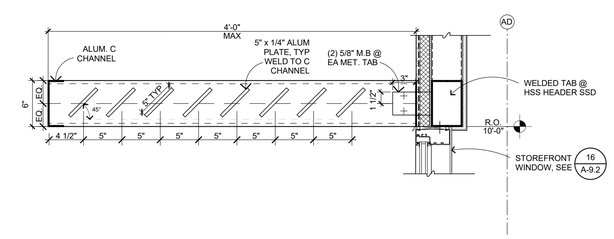

HORIZONTAL SUN SCREEN @ SOUTH WDWS

1 1/2"= 1'-0" 1897.00

5

QUATTROCCHI KWOK ARCHITECTS
Main:
636 Fifth Street, Santa Rosa, CA 95404
East Bay:
55 Harrison Street, Suite 525,
Oakland, CA 94607
(707) 576-0829

LICENSED ARCHITECT
AARON JOBSON
LICENSE # C30620
EXP. OCTOBER 31, 2023
STATE OF CALIFORNIA

SIGNED: FEBRUARY 04, 2022

Gensler
45 Fremont Street
Suite 1500
San Francisco, CA 94105
United States
Tel 415.433.3700
Fax 415.836.4599

GAVILAN COLLEGE

NEW COLLEGE CAMPUS

505 FAIRVIEW ROAD
HOLLISTER, CA 95023

GAVILAN JOINT COMMUNITY COLLEGE DISTRICT

DSA APP NO. 01-119906

ARCH PROJECT NO: 1897.00

DRAWN BY:

DRAWING SCALE:

PTN: N/A FILE NO: 43-C4

DSA SUBMITTAL

FEBRUARY 04, 2022

SHEET TITLE

EXTERIOR DETAILS

SHEET NUMBER

A-9.7

BIMcloud: archiserver - BIMcloud Basic for ARCHICAD 22/1897.00 GAVILAN COLLEGE 2/2/2022 2:17 PM

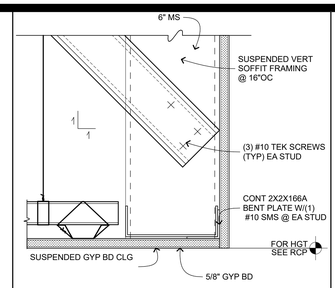

SUSP G.B CLG @ SOFFIT EDGE

3" = 1'-0" 1897.00 **21**

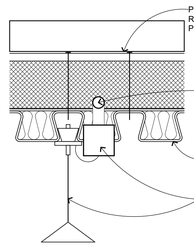

MTL DECK FIXTURE ATTACHMENT

3" = 1'-0" B301119A **27**

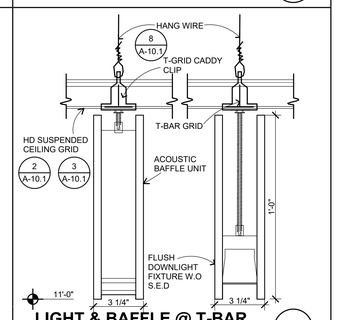

LIGHT & BAFFLE @ T-BAR

3" = 1'-0" 1897.00 **22**

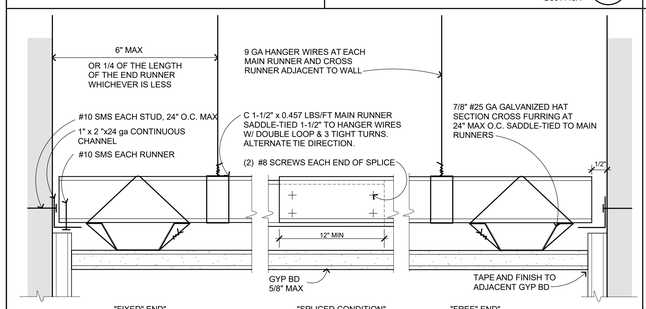

BASIS OF DESIGN DSA IR 25-3.13

1. FOR HANGER ATTACHMENT, BRACING AND COMPRESSION STRUTS SEE 3 A-10.1
2. TWO ADJACENT SIDE SHALL BE TYPICALLY FIXED.
3. HANGERS SHOULD BE SADDLE-TIED AROUND MAIN RUNNERS.
4. CROSS-FURRING SHOULD BE SADDLE-TIED TO MAIN RUNNERS WITH ONE STRAND OF #16 GA, OR TWO STRANDS OF #18 GA TIE WIRE.
5. MAIN RUNNERS SHOULD BE SPLICED BY LAPPING AND INTERLOCKING FLANGES 12" MIN. W/ 2-#8 SCREWES EACH END OF SPLICE.
6. CROSS FURRING SHOULD BE SPLICED BY LAPPING AND INTERLOCKING THE PIECES EIGHT INCH (8") MIN. W/ 2-#8 SCREWES EACH END OF SPLICE.
7. PROVIDE TRAPEZE OR OTHER SUPPLEMENTARY SUPPORT MEMBERS AT OBSTRUCTIONS TO TYPICAL HANGER SPACING. PROVIDE ADDITIONAL HANGERS, STRUTS OR BRACES AS REQUIRED AT ALL CEILING BREAKS, SOFFITS OR DISCONTINUOUS AREAS. HANGER WIRES THAT ARE MORE THAN 1 IN 6 OUT OF PLUMB ARE TO HAVE COUNTER SLOPING WIRES.
8. NO VERTICAL LOADS OTHER THAN GYP BD DEAD LOAD SHALL BE APPLIED TO CROSS FURRING.
9. ALL RECESSED OR DROP-IN FIXTURES, AS WELL AS CEILING MOUNTED MECHANICAL AIR TERMINALS AND SERVICES, SHALL BE SUPPORTED DIRECTLY BY MAIN RUNNERS OR BY SUPPLEMENTAL FRAMING WHICH IS SUPPORTED BY MAIN RUNNERS AND POSITIVELY ATTACHED WITH SCREWS OR OTHER APPROVED CONNECTORS TO RESIST A HORIZONTAL FORCE EQUAL TO THE WEIGHT OF THE COMPONENT. A MINIMUM OF 2 ATTACHMENTS ARE REQUIRED AT EACH FIXTURE.
10. SURFACE MOUNTED FIXTURES SHALL BE ATTACHED TO A MAIN RUNNER WITH A POSITIVE CLAMPING DEVICE MADE OF MATERIAL WITH A MIN OF 14 GA. ROTATIONAL SPRING CLAMPS DON NOT COMPLY.
11. SPACING OF MAIN RUNNERS AND HANGER WIRES:

MAIN RUNNER	HANGER WIRES
4'-0" O.C.	3'-0" MAX
3'-6" O.C.	3'-6" MAX
3'-0" O.C.	4'-0" MAX

SUSPENDED GYP BD CEILING

6" = 1'-0" C303501 **29**

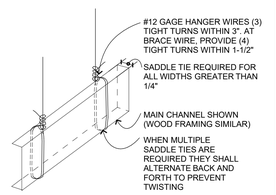

DSA IR 25.2-13 FIGURE 4.29

SADDLE THE DETAIL

3" = 1'-0" C303221 **23**

DSA IR 25.2-13 FIG 4.24
TYP ALL OPTIONS: APPLICABLE FOR PERIMETER WIRE ATTACHMENT OR WHERE OBSTRUCTIONS(S) PREVENT ATTACHMENT TO STRUCTURE ABOVE

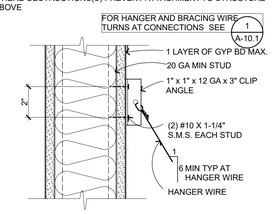

A HANGER WIRE OPTION 1

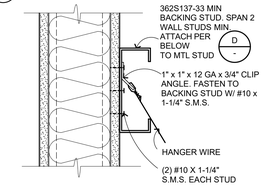

B HANGER WIRE OPTION 2

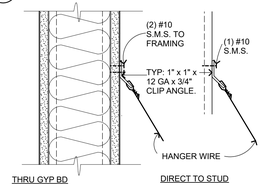

C HANGER WIRE OPTION 3

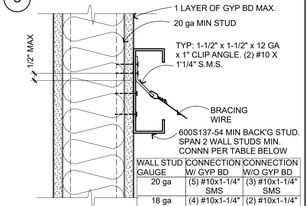

WALL STUD GAUGE	CONNECTION W/ GYP BD	CONNECTION W/O GYP BD
20 ga	(5) #10x1-1/4" SMS	(3) #10x1-1/4" SMS
18 ga	(4) #10x1-1/4" SMS	(2) #10x1-1/4" SMS

D BRACING WIRE

*NOTE: CLIP ANGLE CAN BE ATTACHED TO WALL STUD FLANGE WHEN THE FOLLOWING CONDITIONS ARE MET:
-WALL STUD IS 18ga MIN AND CAPABLE OF SUPPORTING THE BRACE FORCE.
- THE BRACE WIRE ALIGNS WITH THE WALL STUD WEB.

WIRES TO MTL STUD

3" = 1'-0" C303219 **18**

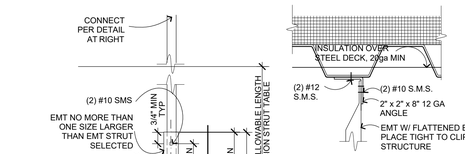

STEEL DECK W/ INSULATION

DSA IR 25.2-13 FIGURE 5.20 OPTION 1

FOR ALTERNATE HANGER AND BRACING WIRE CONNECTIONS AT MTL STUD WALLS SEE 18 A-10.1

FOR COMPRESSION STRUT SIZING SEE 5 A-10.1

FOR ALTERNATE METAL STUD COMPRESSION STRUT SEE 9 A-10.1

A COMPRESSION STRUT (EMT) DSA IR 25.2-13 FIGURE 3.20 OPTION 1

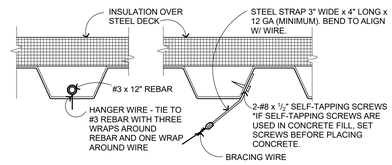

B STEEL DECK W/ INSULATION20 GA MIN DECK

DSA IR 25.2-13 FIGURE 4.20

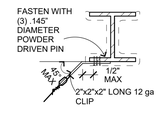

SPLAYED BRACING WIRE
DSA IR 25.2-13 FIGURE 4.33

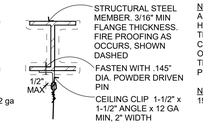

VERTICAL HANGER WIRE
DSA IR 25.2-13 FIGURE 4.23

NOTE 1: WHEN DRILLED-IN CONCRETE ANCHORS OR SHOT-IN ANCHORS ARE USED IN REINFORCED CONCRETE FOR HANGER WIRES, 1 OUT OF 10 ANCHORS MUST BE FIELD TESTED FOR 200 lbs IN TENSION. WHEN DRILLED-IN CONCRETE ANCHORS ARE USED FOR BRACING WIRES, 1 OUT OF 2 ANCHORS MUST BE FIELD TESTED FOR 440 lbs. IN TENSION. SHOT-IN ANCHORS IN CONCRETE ARE NOT PERMITTED FOR BRACING WIRES.

NOTE 2: EXPANSION ANCHORS HILTI KIWIK BOLT T2 ICC ESR 1917 OR SIMPSON STRONG BOLT 2 ICC ESR 3037

C AT STEEL BEAM

NO PIN IS TO BE INSTALLED IN THE PROTECTED ZONE OF ANY STEEL MEMBER 16 A-9.4

FOR SUSPENDED CEILING CONDITIONS & NOTES SEE ALSO 1 A-10.1, 2 A-10.1, 3 A-10.1, 4 A-10.1

SUSP ACOUS CLG - MTL DECK

3" = 1'-0" C303207 **8**

1. GENERAL REQUIREMENTS: CBC Section 1616 & IR 25-2.13 govern the design and installation of metal suspension systems for lay-in ceilings.The details are for ceilings whose total weight, including ceiling mounted air terminals, services and light fixtures, does not exceed 4 PSF.
SEE DETAILS FOR SPECIFIC REQUIREMENTS
All ceiling grid system components shall be from a single manufacturer.
SEE SPECIFICATIONS FOR DETAILED REQUIREMENTS

2. Refer to reflected ceiling plans for locations of expansion joints and seismic separation joints as occur.

3. Lateral force bracing may be omitted for suspended acoustical ceiling systems with a ceiling area of 144 square feet or less, and fire rated suspended acoustical ceiling systems with a ceiling area of 96 square feet or less, when perimeter support in accordance with governing regulations are provided and perimeter walls are designed to carry the ceiling lateral forces.

4. For attachment of all light fixtures, flush, recessed or otherwise ceiling mounted, refer to electrical drawings for details.

5. For attachment of ceiling mounted air terminals , grilles, mechanical terminals, and flexible sprinkler hose fittings or other services be supported directly on runner, refer to mechanical drawings for details.

6. Ceiling panels shall not support any light fixture, air terminals or devices.

TYPICAL WIRE FASTENING:

HANGER WIRES: 12 GA WIRE WITH MINIMUM OF 3 TIGHT TURNS IN 3 INCHES, BOTH ENDS, TYPICAL.
BRACING WIRES: 12 GA WIRE WITH MINIMUM OF 4 TIGHT TURNS IN 1-1/2" EACH END, TYPICAL.

TYP SUSP CEILING NOTES

1/8" = 1'-0" C303209 2016 **1**

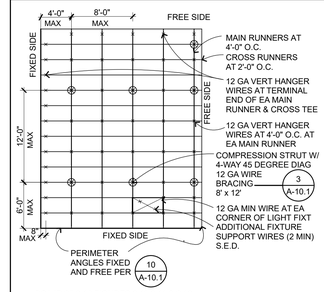

DSA IR 25.2-13 FIGURES 2.10 2.11 & 2.12

SUSP CLG SUPPORT PLAN

1/8" = 1'-0" C303208 **2**

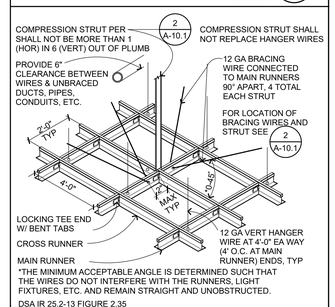

*THE MINIMUM ACCEPTABLE ANGLE IS DETERMINED SUCH THAT THE WIRES DO NOT INTERFERE WITH THE RUNNERS, LIGHT FIXTURES, ETC. AND REMAIN STRAIGHT AND UNOBSTRUCTED.

DSA IR 25.2-13 FIGURE 2.35

CROSS-TEE INTERSECTION

1 1/2"= 1'-0" C303201 **3**

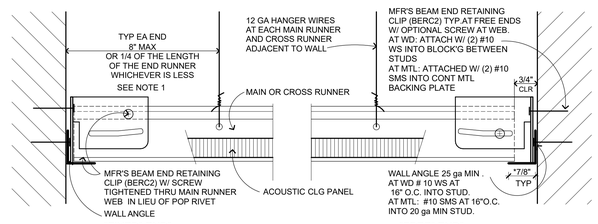

BASIS OF DESIGN: ARMSTRONG PRELUDE XL SEISMIC Rx. ICC ESR 1308. REFER TO SPECIFICATIONS FOR ALTERNATE MANUFACTURERS.

NOTE 1: PERIMETER WIRES ARE NOT REQUIRED WHEN LENGTH OF TEE IS 8" OR LESS.

*NOTE 2: PER IR 25-2.13 FIGURE 2.60 ALLOWS A SMALLER ANGLE WHEN USED IN CONJUCTION WITH A PROPRIETARY SEISMIC CLIP. USE PROPRIETARY CLIP PER MFR AS DRAWN AND AS NOTED IN SPECIFICATIONS AND ICC ESR REPORT.

SUSP CLG PERIMETER - MFR CLIP

6" = 1'-0" C303206 **19**

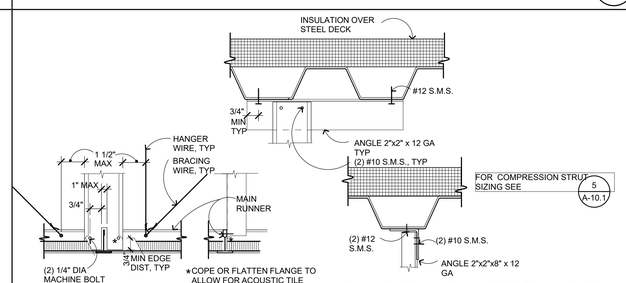

AT METAL DECK AND CONCRETE

DSA IR 25-2.13 FIGURE 5.21 OPTIONS 1 & 2

STEEL DECK W/ INSULATION 20 GA MIN DECK

DSA IR 25-2.13 FIGURE 5.20 OPTIONS 1 & 2

ALT MTL CHANNEL STRUT

3" = 1'-0" C303202B **9**

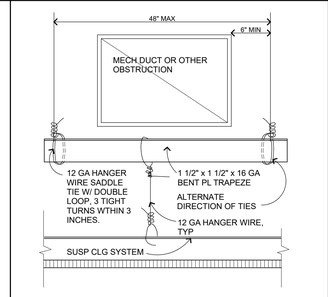

SUSP ACOUS CLG TRAPEZE

3" = 1'-0" C303203 **4**

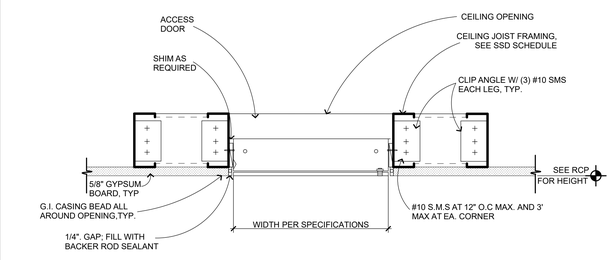

CEILING ACCESS DOOR

3" = 1'-0" 1897.00 **30**

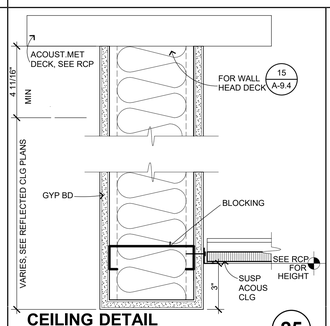

CEILING DETAIL

3" = 1'-0" C303210_B **25**

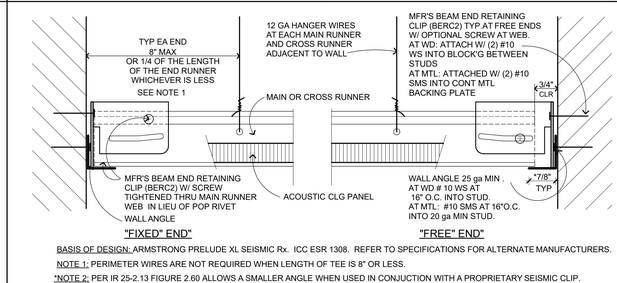

BASIS OF DESIGN: ARMSTRONG PRELUDE XL SEISMIC Rx. ICC ESR 1308. REFER TO SPECIFICATIONS FOR ALTERNATE MANUFACTURERS.

NOTE 1: PERIMETER WIRES ARE NOT REQUIRED WHEN LENGTH OF TEE IS 8" OR LESS.

*NOTE 2: PER IR 25-2.13 FIGURE 2.60 ALLOWS A SMALLER ANGLE WHEN USED IN CONJUCTION WITH A PROPRIETARY SEISMIC CLIP. USE PROPRIETARY CLIP PER MFR AS DRAWN AND AS NOTED IN SPECIFICATIONS AND ICC ESR REPORT.

SUSP CLG PERIMETER - MFR CLIP

6" = 1'-0" C303206 **10**

PER DSA IR 25-2.13 FIGURE 3.21

EMT COMPRESSION STRUT	MAXIMUM LENGTH
1/2" DIA EMT (0.042" WALL TH)	3'-11"
3/4" DIA EMT (0.049" WALL TH)	5'-2"
1" DIA EMT (0.057" WALL TH)	6'-6"
1 1/4" DIA EMT (0.065" WALL TH)	8'-6"
1-1/2" DIA EMT (0.065" WALL TH)	9'.-11"
2" DIA EMT (0.065" WALL TH)	12'-6"

CHANNEL COMPRESSION STRUT	MAXIMUM LENGTH
250S125-33	5'-0"
250S137-33	6'-10"
362S137-33	8'-0"
250S137-43	8'-10"
400S137-43	10'-10"

COMPRESSION STRUT TABLE

1" = 1'-0" C303214 **5**

QUATTROCCHI KWOK ARCHITECTS
Main:
636 Fifth Street, Santa Rosa, CA 95404
East Bay:
55 Harrison Street, Suite 525, Oakland, CA 94607
(707) 576-0829

LICENSED ARCHITECT
AARON JOBSON
LICENSE # C30620
EXP OCTOBER 31, 2023
STATE OF CALIFORNIA

SIGNED: FEBRUARY 04, 2022

Gensler
45 Fremont Street
Suite 1500
San Francisco, CA 94105
United States
Tel 415.433.3700
Fax 415.836.4599

GAVILAN COLLEGE

NEW COLLEGE CAMPUS

505 FAIRVIEW ROAD
HOLLISTER, CA 95023

GAVILAN JOINT COMMUNITY COLLEGE DISTRICT

DSA APP NO. 01-119906
ARCH PROJECT NO: 1897.00
DRAWN BY:
DRAWING SCALE:
PTN: N/A FILE NO: 43-C4
DSA SUBMITTAL
FEBRUARY 04, 2022
SHEET TITLE

CEILING DETAILS

SHEET NUMBER
A-10.1

BIMcloud: archiserver - BIMcloud Basic for ARCHICAD 22/1897.00 GAVILAN COLLEGE 2/22/2022 2:23 PM

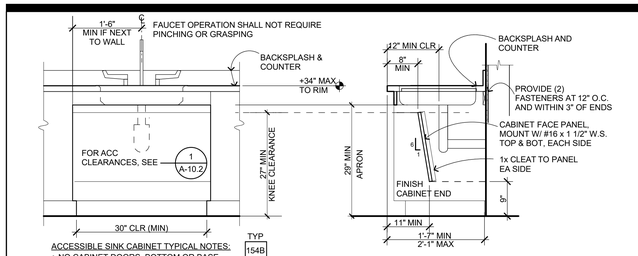

ACCESSIBLE SINK CABINET TYPICAL NOTES:
- NO CABINET DOORS, BOTTOM OR BASE.
- INSULATE HW AND DRAIN PIPES IF FACE PANEL OMITTED.
- INSTALL FLOORING UNDER CABINET AND INSTALL FLOORING BASE CONTINUOUS AT PERIMETER OF CABINET RECESS.

SEE PLANS FOR LOCATIONS

ACC SINK BASE CABINET

3/4" = 1'-0" E201108 **26**

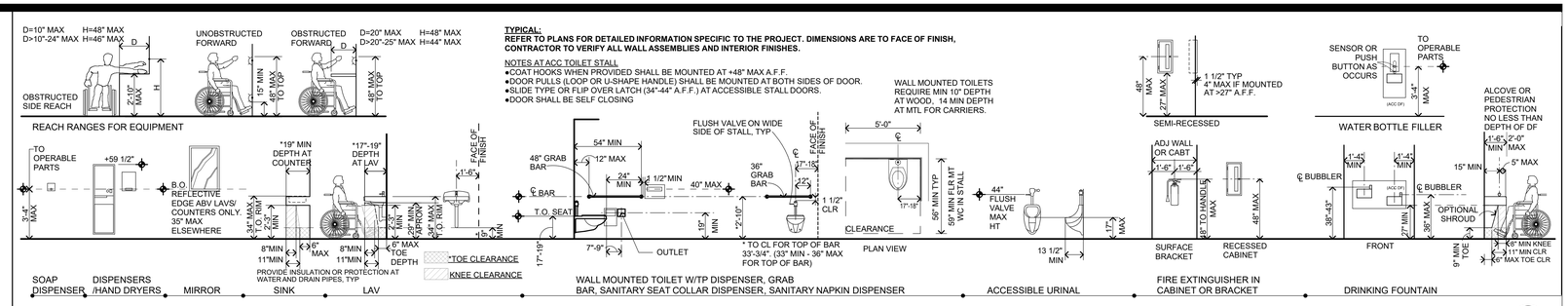

ACC MOUNTING HEIGHTS - ADULT

1/4" = 1'-0" **1**

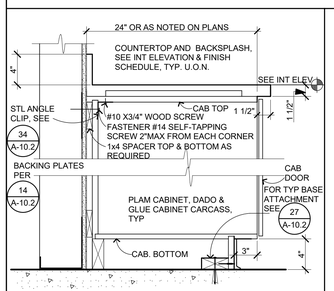

TYP CASEWORK ATTACHMENT @ WALL

1 1/2"= 1'-0" E201100 **32**

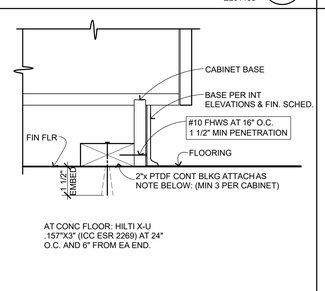

BASE CABINET FLOOR ATTACHMENT

3" = 1'-0" E201103 **27**

NOTES:
1. GRAB BARS SHALL NOT ROTATE
2. GRAB BARS, FLANGES & ANY EXPOSED SURFACE SHALL NOT HAVE ANY SHARP OR ABRASIVE ELEMENTS
3. CBC 11B-609.8 GRAB BARS & MOUNTINGS SHALL WITHSTAND 250 LBS HORIZONTAL OR VERTICAL LOADING.

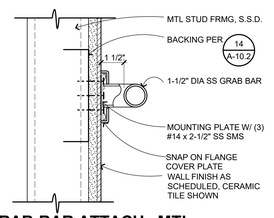

GRAB BAR ATTACH - MTL STUDS

3" = 1'-0" C103101_B **22**

NOTES:
1. GRAB BARS SHALL NOT ROTATE.
2. GRAB BARS AND ANY SURFACE ADJACENT TO THEM CANNOT HAVE ANY SHARP OR ABRASIVE ELEMENTS.
3. CBC 11B-609.8 GRAB BAR MOUNTINGS SHALL WITHSTAND 250 LBS HORIZONTAL OR VERTICAL LOADING EACH, AND 500 LBS TOTAL PER GRAB BAR.

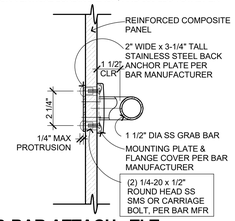

GRAB BAR ATTACH - TLT PARTITION

3" = 1'-0" C103101_C **17**

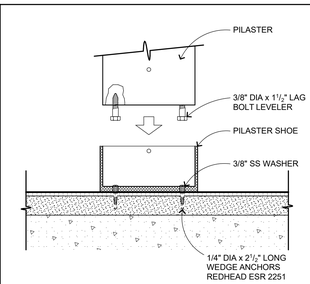

TOILET COMPARTMENT ATTACH AT FLOOR

3" = 1'-0" C103105 **12**

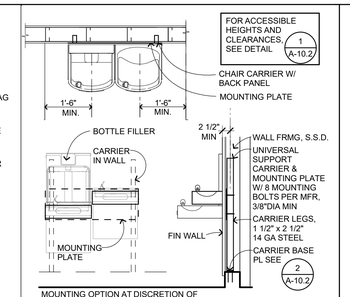

DF MOUNTING CARRIER MTL

1/2" = 1'-0" 1897.00 D208106 **7**

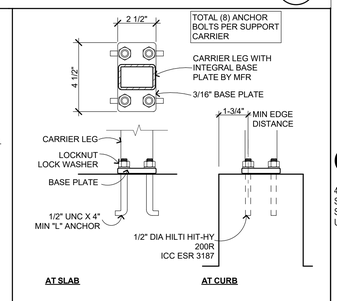

DF BASE ANCHOR

3" = 1'-0" D208109 **2**

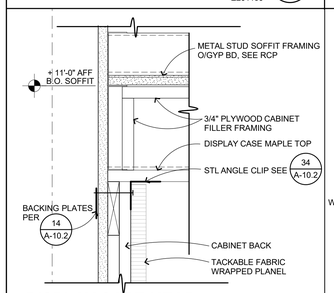

DISPLAY CASE HEAD ATTACHMENT @ WALL

3" = 1'-0" E201103 **33**

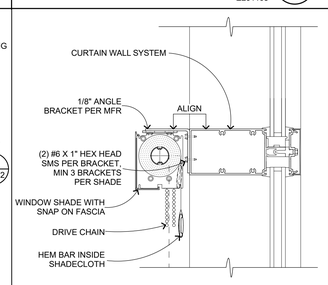

WDW SHADE ATTACH AT CURTAIN WALL

3" = 1'-0" 1268 INT ATTACH **28**

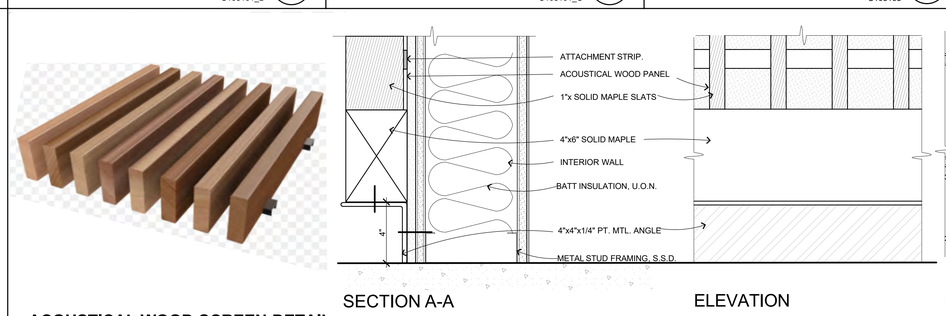

ACOUSTICAL WOOD SCREEN DETAIL

3" = 1'-0" **8**

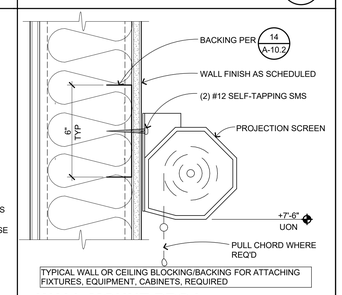

WALL-MOUNT PROJ SCREEN: MTL FRM

3" = 1'-0" E102304_B **3**

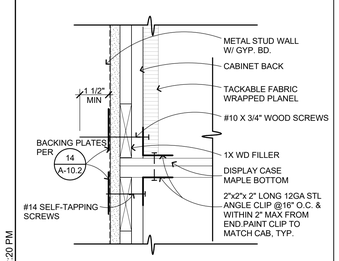

DISPLAY CASE BASE ATTACHMENT @ WALL

3" = 1'-0" E201103 **34**

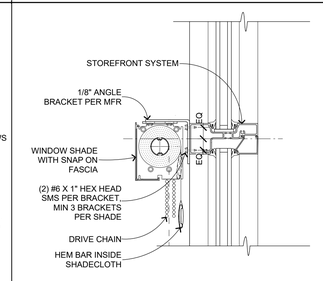

WDW SHADE ATTACH AT STOREFRONT

3" = 1'-0" 1268 OPENING **29**

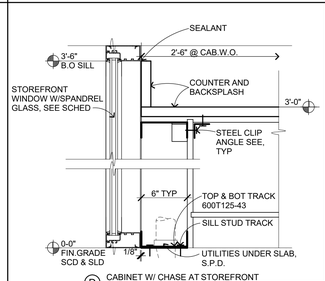

BASE CABINET AT WINDOW

1 1/2"= 1'-0" **24**

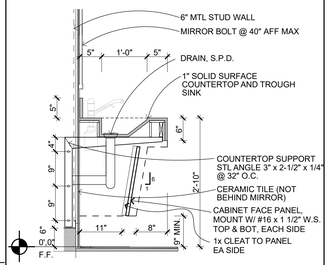

LAV TROUGH SINK

3/4" = 1'-0" **19**

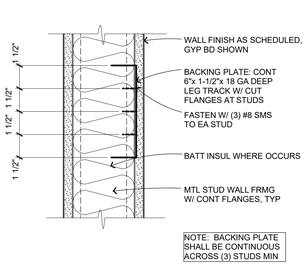

BACKING AT MTL STUDS

3" = 1'-0" C108101B **14**

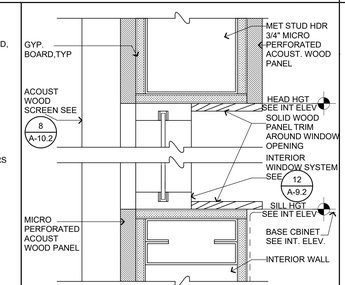

INT WINDOW @ ACOUST WD SCREEN

3" = 1'-0" 1897.00 **9**

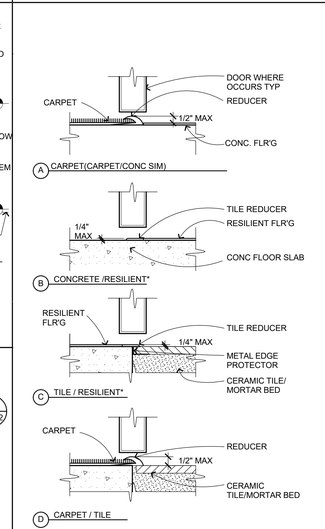

NOTES:
1. RESILIENT FLOORING - TILE OR SHEET MATERIAL AS NOTED OR SPECIFIED ELSEWHERE.
2. WHERE TRANSITION STRIP > 1/4" HT SHALL BE BEVELED 1:2 MAX OR EQUIVALENT THERETO.
3. DOOR AS OCCURS, TYP.

FLOOR TRANSITIONS/SILL

3" = 1'-0" **5**

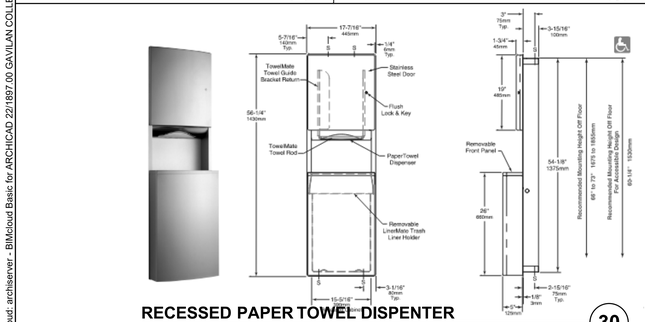

RECESSED PAPER TOWEL DISPENTER

3/4" = 1'-0" **30**

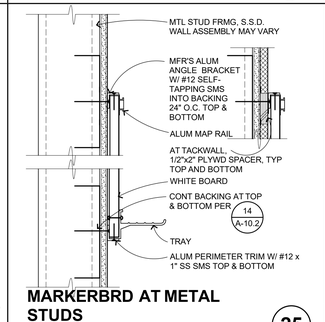

MARKERBRD AT METAL STUDS

3" = 1'-0" C103201_B **25**

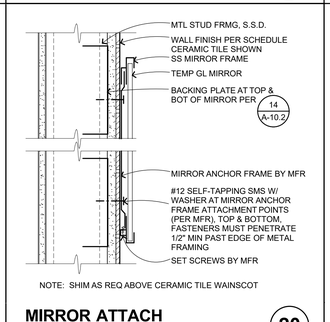

MIRROR ATTACH

3" = 1'-0" C103108 **20**

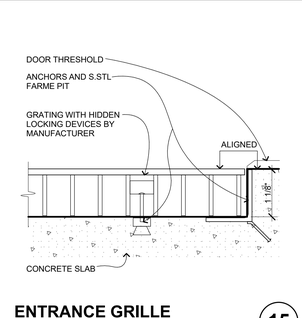

ENTRANCE GRILLE

3" = 1'-0" B3022011 **15**

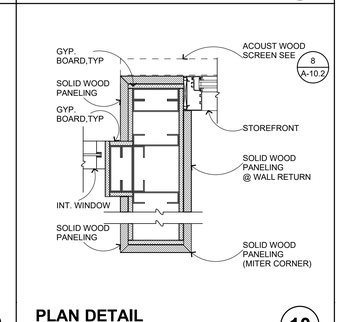

PLAN DETAIL

1 1/2"= 1'-0" 1897.00 **10**

QUATTROCCHI KWOK ARCHITECTS
Main:
636 Fifth Street, Santa Rosa, CA 95404
East Bay:
55 Harrison Street, Suite 525, Oakland, CA 94607
(707) 576-0829

LICENSED ARCHITECT
AARON JOBSON
LICENSE # C30620
EXP OCTOBER 31, 2023
STATE OF CALIFORNIA
SIGNED: FEBRUARY 04, 2022

Gensler
45 Fremont Street
Suite 1500
San Francisco, CA 94105
United States
Tel 415.433.3700
Fax 415.836.4599

GAVILAN COLLEGE

NEW COLLEGE CAMPUS

505 FAIRVIEW ROAD
HOLLISTER, CA 95023

GAVILAN JOINT COMMUNITY COLLEGE DISTRICT

DSA APP NO.	01-119906
ARCH PROJECT NO:	1897.00
DRAWN BY:	
DRAWING SCALE:	
PTN: N/A	FILE NO: 43-C4

DSA SUBMITTAL
FEBRUARY 04, 2022
SHEET TITLE

INTERIOR DETAILS

SHEET NUMBER

A-10.2

BIMcloud: archiserver - BIMcloud Basic for ARCHICAD 22/1897.00 GAVILAN COLLEGE 2/22/2022 2:20 PM

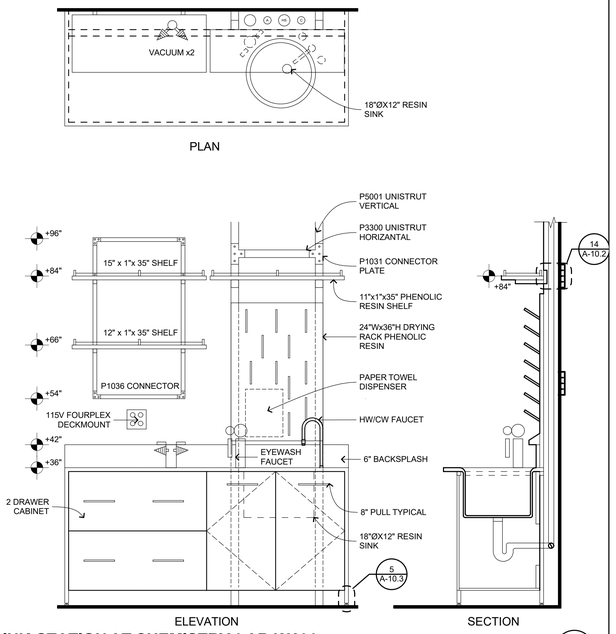

SINK STATION AT CHEMISTRY LAB WALL

3/4" = 1'-0"

22

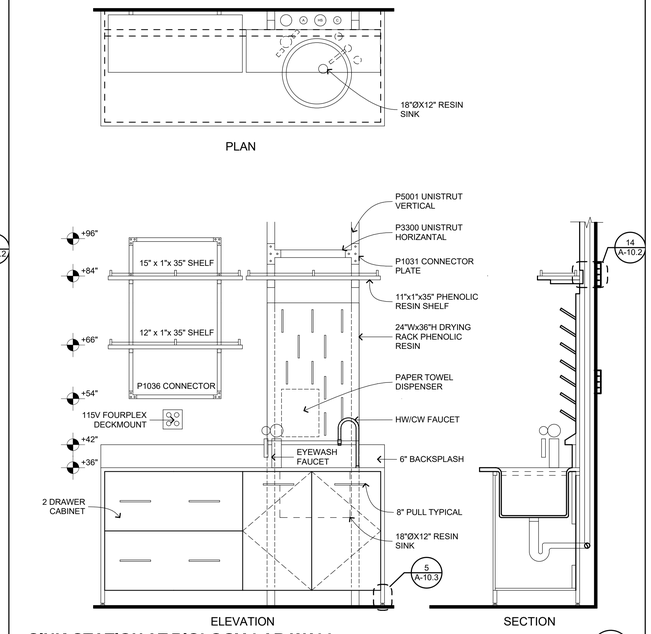

SINK STATION AT BIOLOGY LAB WALL

3/4" = 1'-0"

12

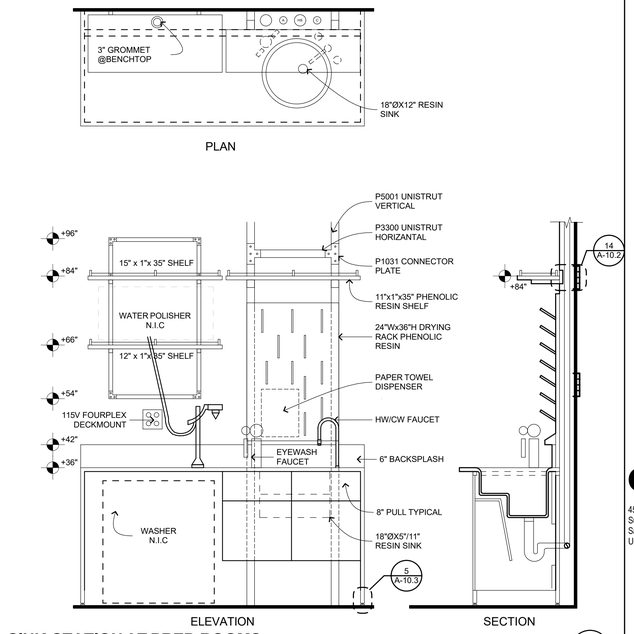

SINK STATION AT PREP ROOMS

3/4" = 1'-0"

2

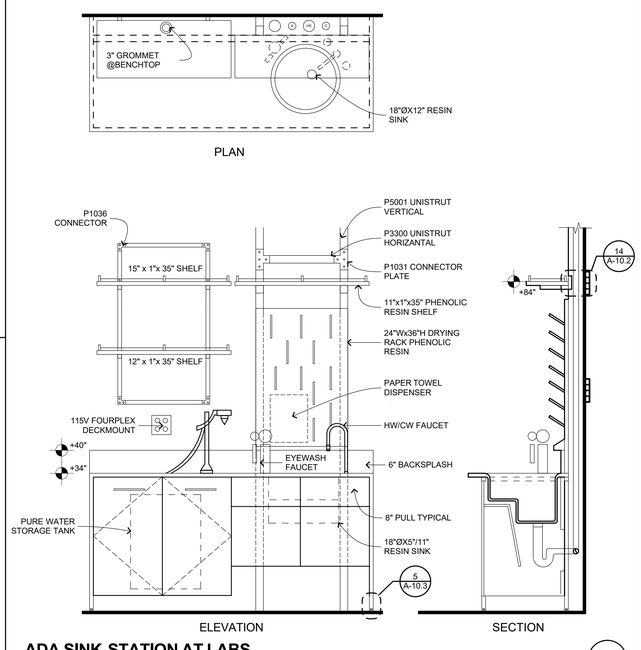

ADA SINK STATION AT LABS

3/4" = 1'-0"

24

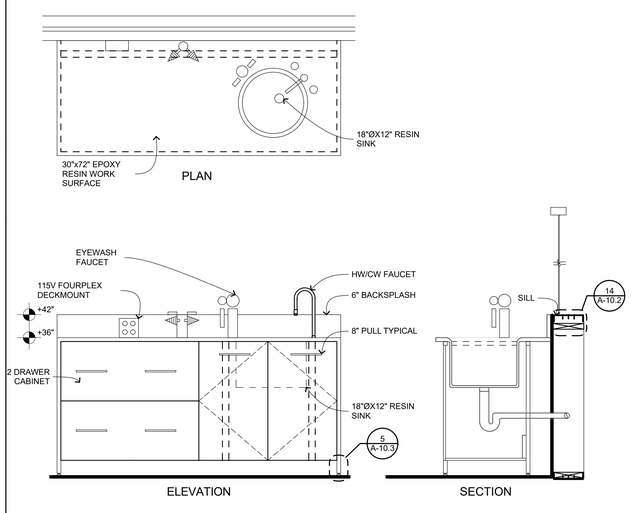

SINK STATION AT CHEMISTRY WINDOW WALL

3/4" = 1'-0"

14

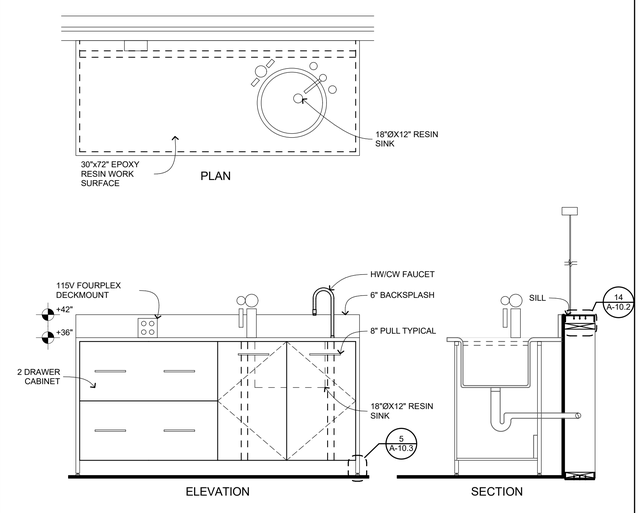

SINK STATION AT BIOLOGY WINDOW WALL

3/4" = 1'-0"

4

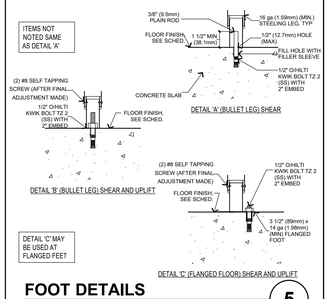

FOOT DETAILS

1/4" = 1'-0"

1897.00

5

QUATTROCCHI KWOK ARCHITECTS

Main:
636 Fifth Street, Santa Rosa, CA 95404
East Bay:
55 Harrison Street, Suite 525, Oakland, CA 94607

(707) 576-0829

LICENSED ARCHITECT
AARON JOBSON
LICENSE # C30620
EXP. OCTOBER 31, 2023
STATE OF CALIFORNIA

SIGNED: FEBRUARY 04, 2022

Gensler

45 Fremont Street
Suite 1500
San Francisco, CA 94105
United States

Tel 415.433.3700
Fax 415.836.4599

GAVILAN COLLEGE

NEW COLLEGE CAMPUS

505 FAIRVIEW ROAD
HOLLISTER, CA 95023

GAVILAN JOINT COMMUNITY COLLEGE DISTRICT

DSA APP NO. 01-119906

ARCH PROJECT NO: 1897.00

DRAWN BY:

DRAWING SCALE:

PTN: N/A FILE NO: 43-C4

DSA SUBMITTAL

FEBRUARY 04, 2022

SHEET TITLE

CASEWORK AT LABS AND DETAILS

SHEET NUMBER

A-10.3

BIMcloud: archiserver - BIMcloud Basic for ARCHICAD 22/1897.00 GAVILAN COLLEGE 2/2/2022 2:20 PM

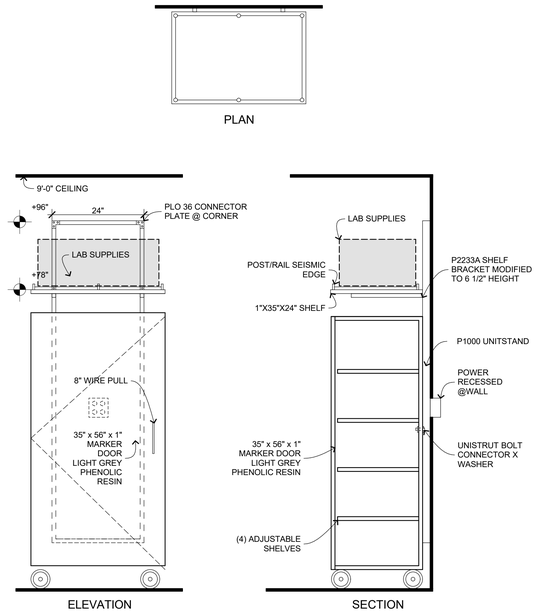

TALL CABINET W/ MARKER BOARD DOORS

3/4" = 1'-0"

27

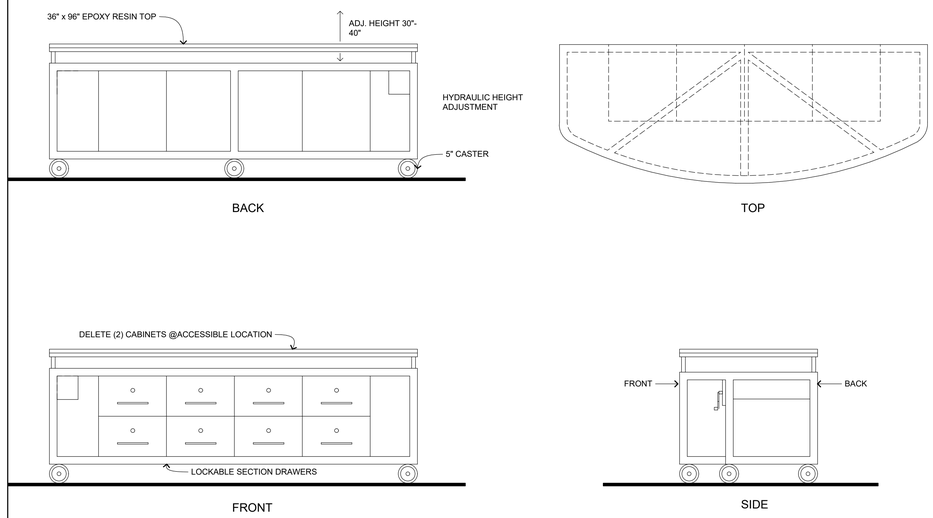

MOBILE STUDENT LAB BENCH-CHEMISTRY

3/4" = 1'-0"

12

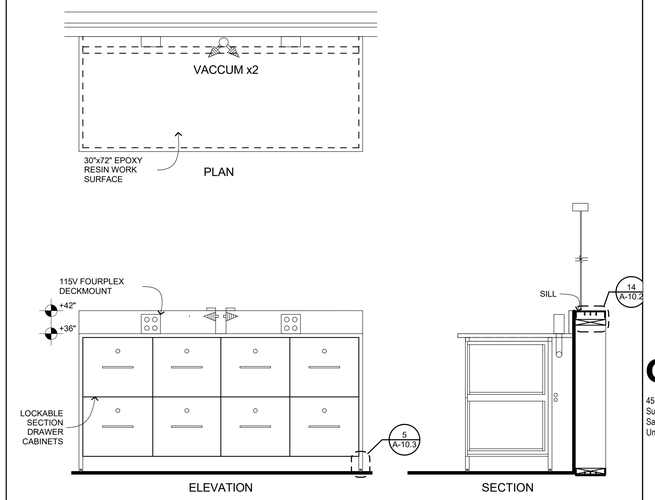

FIXED WALL BENCH-CHEMISTRY

3/4" = 1'-0"

2

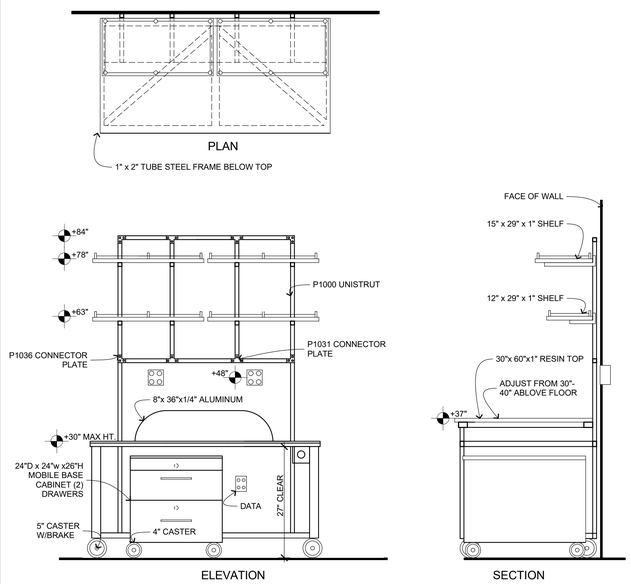

MOBILE DESK STATION

3/4" = 1'-0"

29

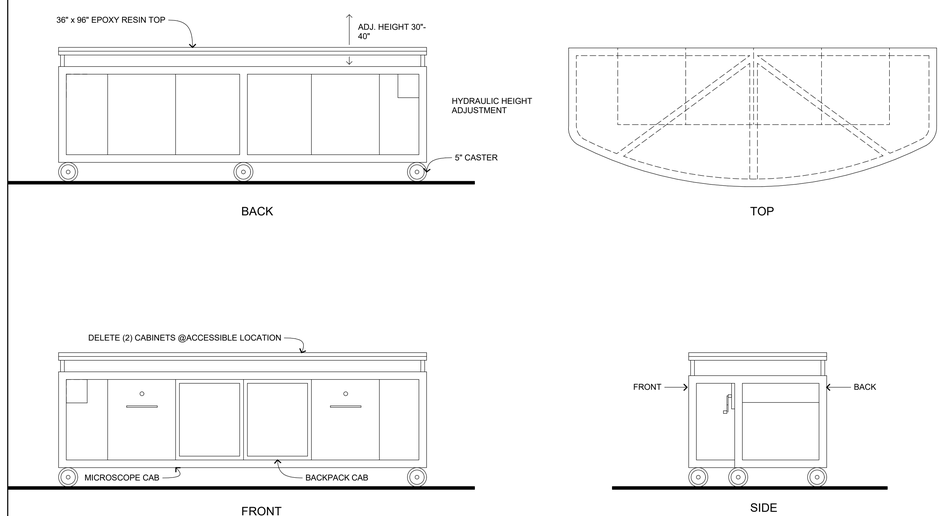

MOBILE STUDENT LAB BENCH-BIOLOGY

3/4" = 1'-0"

5

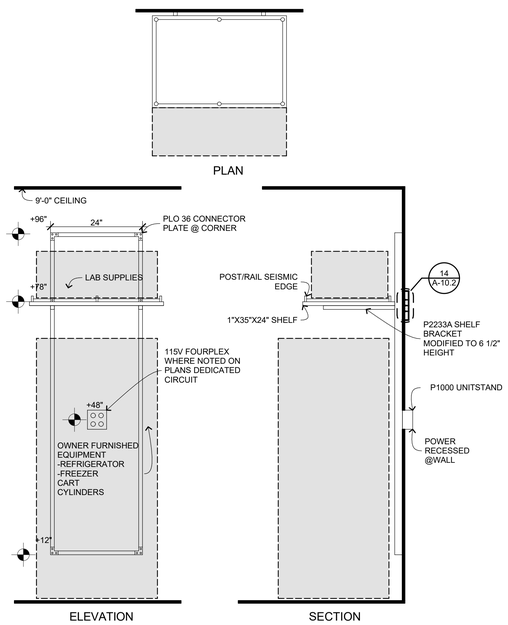

EQUIPMENT SPACE W/SHELF

3/4" = 1'-0"

4

QUATTROCCHI KWOK ARCHITECTS

Main:
636 Fifth Street, Santa Rosa, CA 95404
East Bay:
55 Harrison Street, Suite 525,
Oakland, CA 94607

(707) 576-0829

LICENSED ARCHITECT
AARON JOBSON
LICENSE # C30620
EXP OCTOBER 31, 2023
STATE OF CALIFORNIA

SIGNED: FEBRUARY 04, 2022

Gensler

45 Fremont Street
Suite 1500
San Francisco, CA 94105
United States

Tel 415.433.3700
Fax 415.836.4599

GAVILAN COLLEGE

NEW COLLEGE CAMPUS

505 FAIRVIEW ROAD
HOLLISTER, CA 95023

GAVILAN JOINT COMMUNITY COLLEGE DISTRICT

DSA APP NO. 01-119906
ARCH PROJECT NO: 1897.00
DRAWN BY:
DRAWING SCALE:
PTN: N/A FILE NO: 43-C4

DSA SUBMITTAL

FEBRUARY 04, 2022

SHEET TITLE

CASEWORK AT LABS- CONT

SHEET NUMBER

A-10.4

BIMcloud: archiserver - BIMcloud Basic for ARCHICAD 22/1897.00 GAVILAN COLLEGE 2/2/2022 2:20 PM

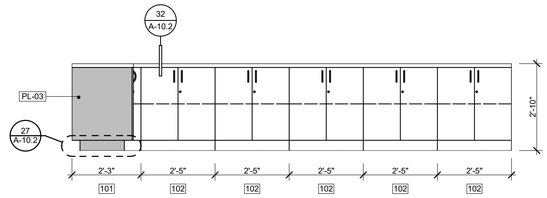

ELEVATION A
1/2"=1'-0"

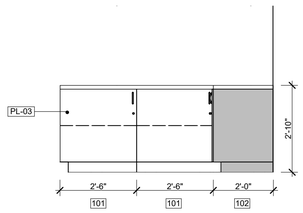

ELEVATION C
1/2"=1'-0"

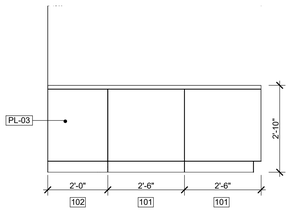

ELEVATION B
1/2"=1'-0"

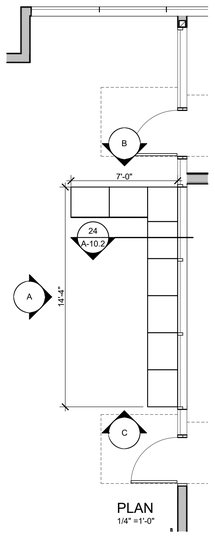

PLAN
1/4" =1'-0"

CABINETS @ LEARNING RESOURCE CENTER 22

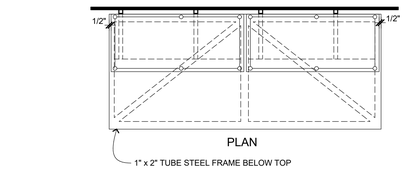

PLAN

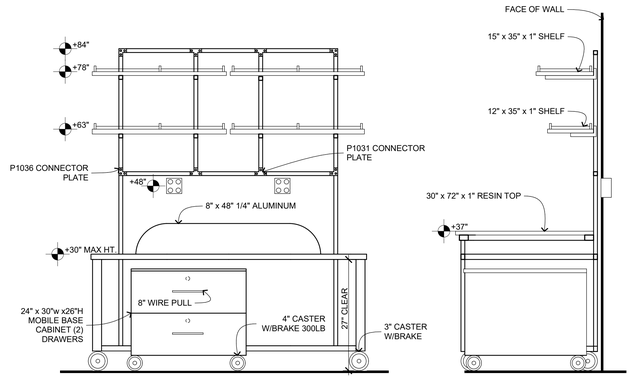

ELEVATION SECTION

MOBILE LAB BENCH WITH SHELVES 12

3/4" = 1'-0"

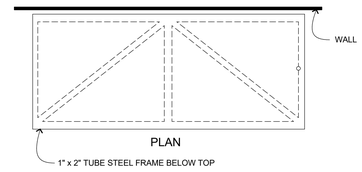

PLAN

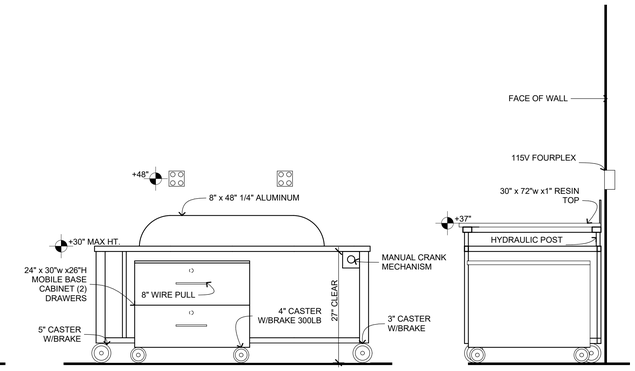

ELEVATION SECTION

MOBILE LAB BENCH W/O SHELVES 2

3/4" = 1'-0"

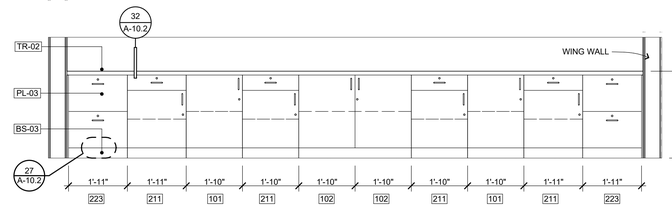

ELEVATION B
1/2"=1'-0"

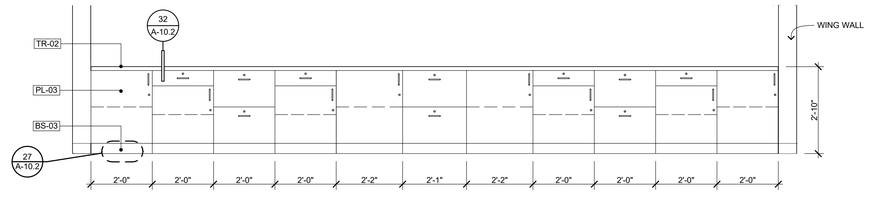

ELEVATION A
1/2"=1'-0"

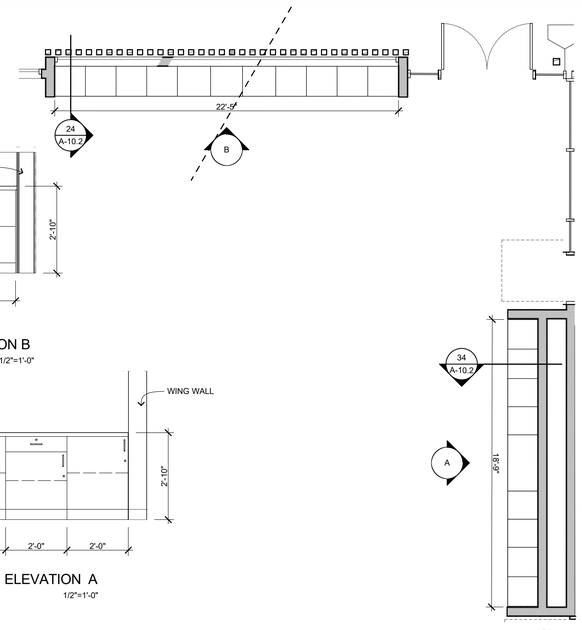

CABINETS @ LEARNING RESOURCE CENTER 4

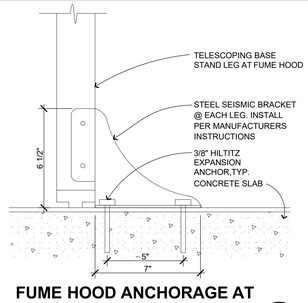

FUME HOOD ANCHORAGE AT TABLE BASE 20

3" = 1'-0" 1897.00

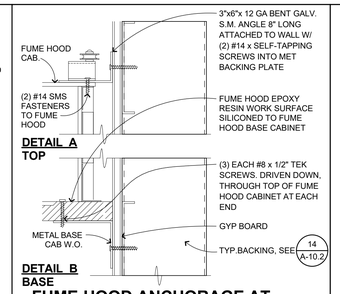

FUME HOOD ANCHORAGE AT WALL 15

3" = 1'-0" 1897.00

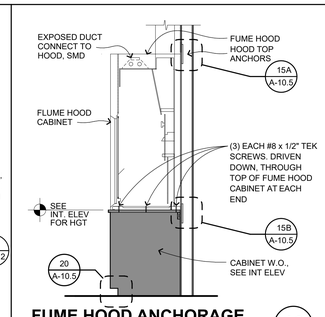

FUME HOOD ANCHORAGE 10

3/8" = 1'-0" 1897.00

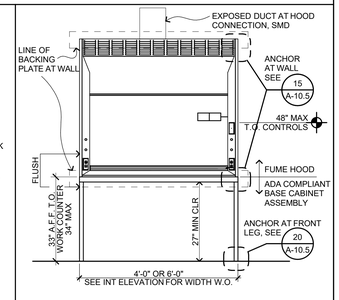

ACCESSIBLE FUME HOOD 5

1/2" = 1'-0" 1897.00

QUATTROCCHI KWOK ARCHITECTS
Main:
636 Fifth Street, Santa Rosa, CA 95404
East Bay:
55 Harrison Street, Suite 525,
Oakland, CA 94607
(707) 576-0829

LICENSED ARCHITECT
AARON JOBSON
LICENSE # C30620
EXP. OCTOBER 31, 2023
STATE OF CALIFORNIA

SIGNED: FEBRUARY 04, 2022

Gensler
45 Fremont Street
Suite 1500
San Francisco, CA 94105
United States
Tel 415.433.3700
Fax 415.836.4599

GAVILAN COLLEGE

NEW COLLEGE CAMPUS

505 FAIRVIEW ROAD
HOLLISTER, CA 95023

GAVILAN JOINT COMMUNITY COLLEGE DISTRICT

DSA APP NO. 01-119906
ARCH PROJECT NO: 1897.00
DRAWN BY:
DRAWING SCALE:
PTN: N/A FILE NO: 43-C4

DSA SUBMITTAL
FEBRUARY 04, 2022

SHEET TITLE
CASEWORK AT LABS, COMMUNITY & LRC ROOMS

SHEET NUMBER
A-10.5

BIMcloud: archiserver - BIMcloud Basic for ARCHICAD 22/1897.00 GAVILAN COLLEGE 2/22/2022 2:20 PM

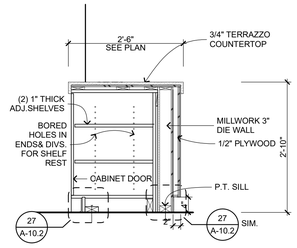

CAFE SECTION @ CABINET 31

3/4" = 1'-0" E201201-1897.00

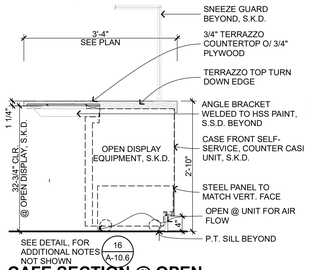

CAFE SECTION @ OPEN DISPLAY 26

3/4" = 1'-0" E201201-1897.00

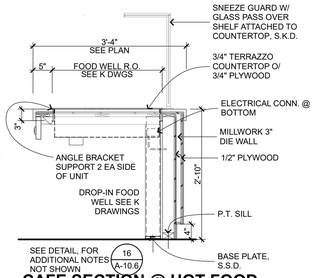

CAFE SECTION @ HOT FOOD WELL 21

3/4" = 1'-0" E201201-1897.00

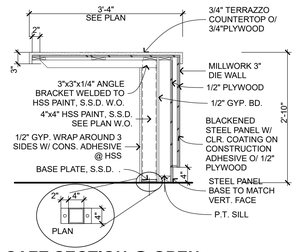

CAFE SECTION @ OPEN COUNTER 16

3/4" = 1'-0" E201201-1897.00

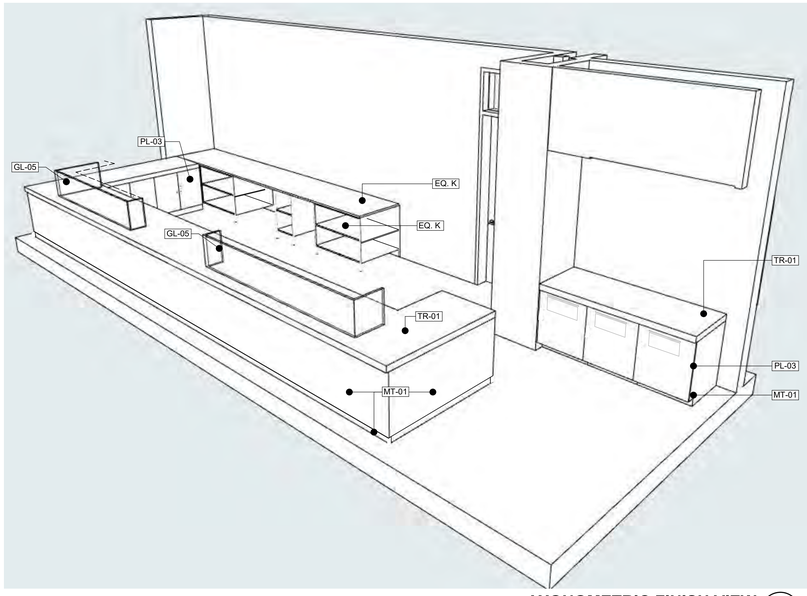

AXONOMETRIC FINISH VIEW 2

1/4" = 1'-0"

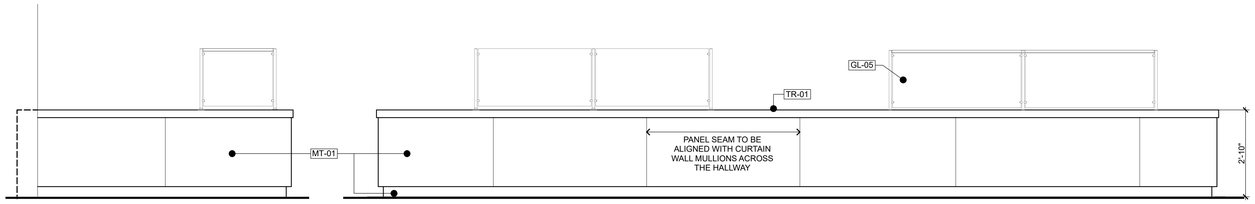

ELEVATION A

ELEVATION B

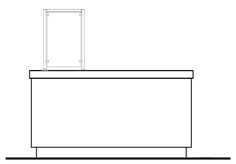

ELEVATION C

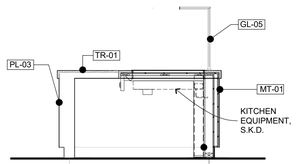

ELEVATION D

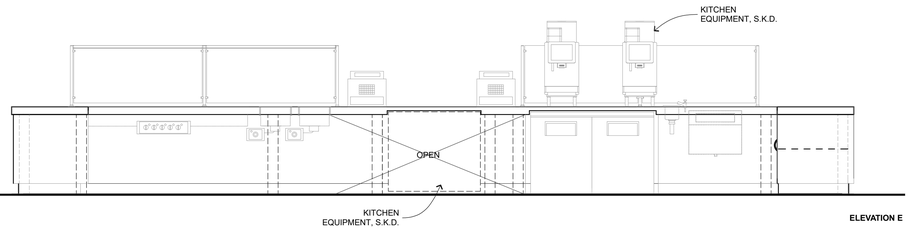

ELEVATION E

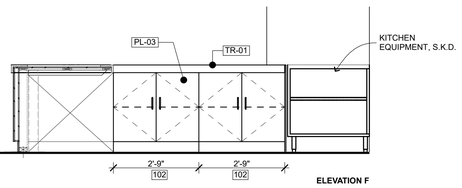

ELEVATION F

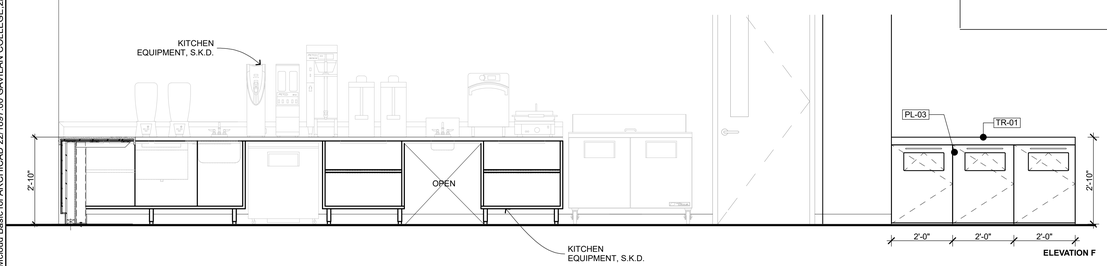

ELEVATION F

CAFE COUNTER - ELEVATIONS- 20

1/2" = 1'-0"

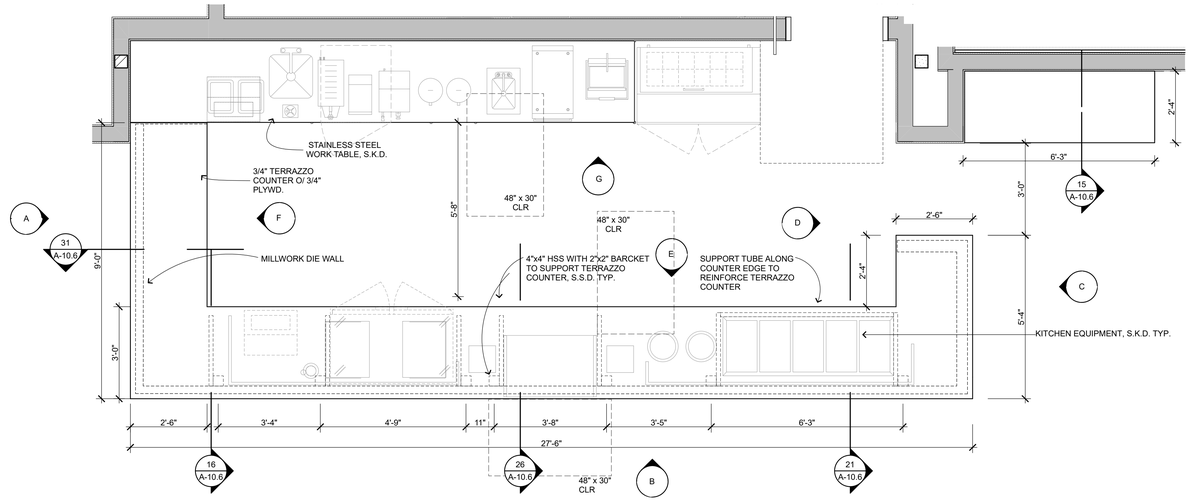

ENGLARGED PLAN-CAFE COUNTER 4

1/2" = 1'-0"

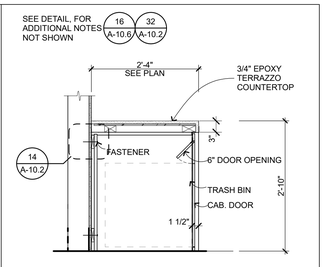

CAFE SECTION @RECYCLE CABINET 15

3/4" = 1'-0" E201201-1897.00

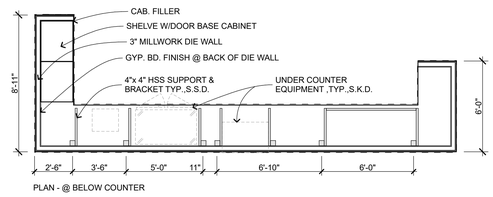

PLAN - @ BELOW COUNTER

CAFE ENLARGE FRAMING PLAN 5

1/4" = 1'-0"

QUATTROCCHI KWOK ARCHITECTS

Main:
636 Fifth Street, Santa Rosa, CA 95404
East Bay:
55 Harrison Street, Suite 525,
Oakland, CA 94607
(707) 576-0829

LICENSED ARCHITECT
AARON JOBSON
LICENSE # C30620
EXP OCTOBER 31, 2022
STATE OF CALIFORNIA

SIGNED: FEBRUARY 04, 2022

Gensler

45 Fremont Street
Suite 1500
San Francisco, CA 94105
United States

Tel 415.433.3700
Fax 415.836.4599

GAVILAN COLLEGE

NEW COLLEGE CAMPUS

505 FAIRVIEW ROAD
HOLLISTER, CA 95023

GAVILAN JOINT COMMUNITY COLLEGE DISTRICT

DSA APP NO. 01-119906
ARCH PROJECT NO: 1897.00
DRAWN BY:
DRAWING SCALE:
PTN: N/A FILE NO: 43-C4

DSA SUBMITTAL
FEBRUARY 04, 2022

SHEET TITLE

CASEWORK CAFE

SHEET NUMBER

A-10.6

BIMcloud: archiserver - BIMcloud Basic for ARCHICAD 22/1897.00 GAVILAN COLLEGE 2/2/2022,11:15 AM

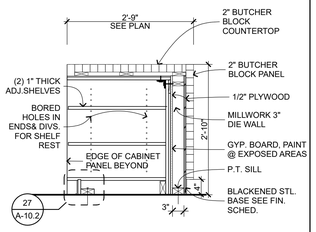

WELCOME DESK SECTION 26

3/4" = 1'-0" E201201-1897.00

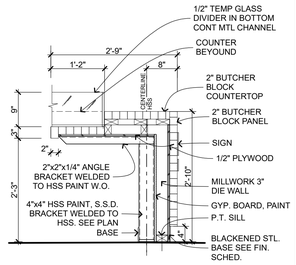

WELCOME DESK SECTION 27

3/4" = 1'-0" E201201-1897.00

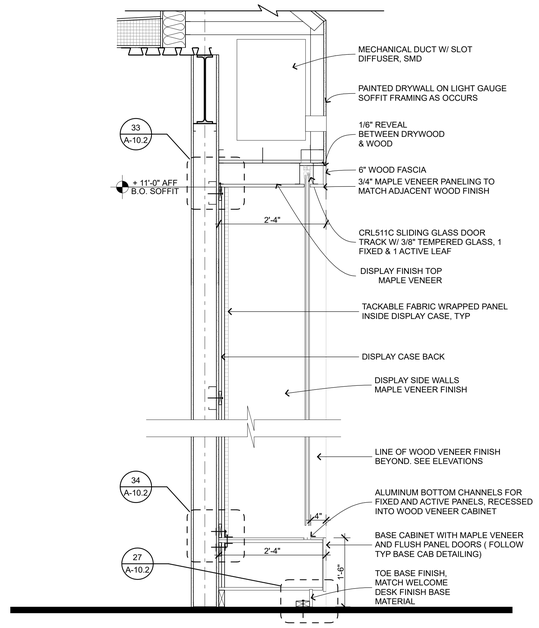

SLIDING GLASS DOOR @ DISPLAY CASE/ WALL 17

3/4" = 1'-0"

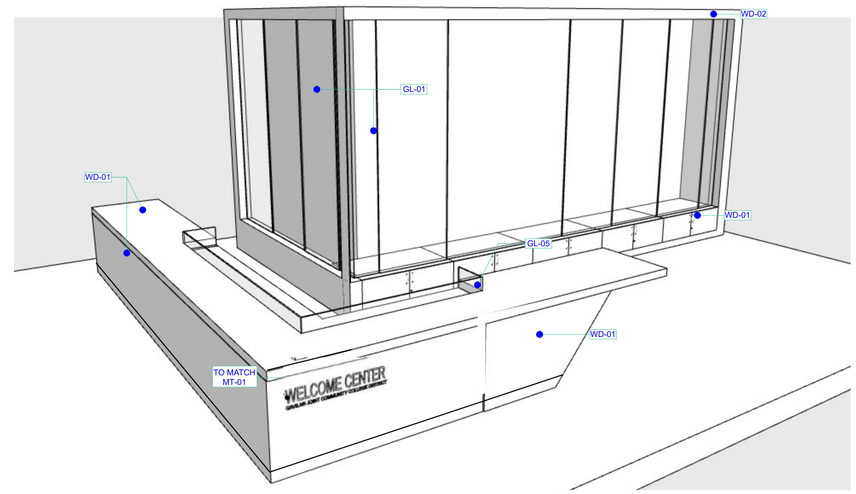

AXONOMETRIC FINISH VIEW 3

1/4" = 1'-0"

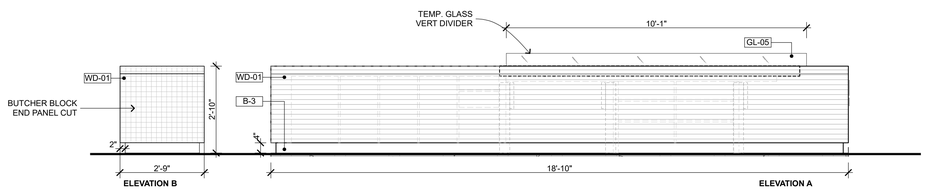

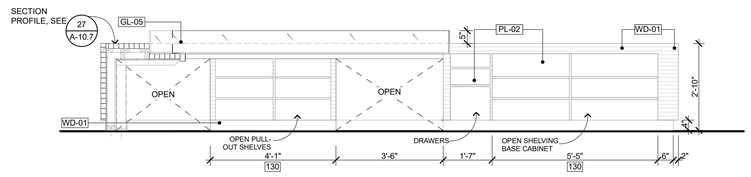

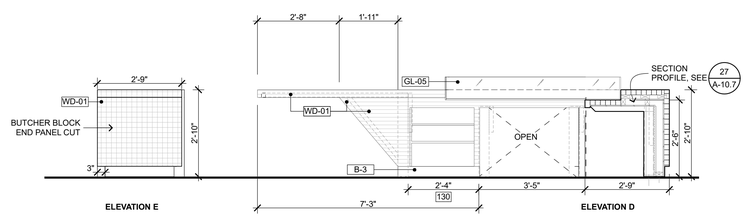

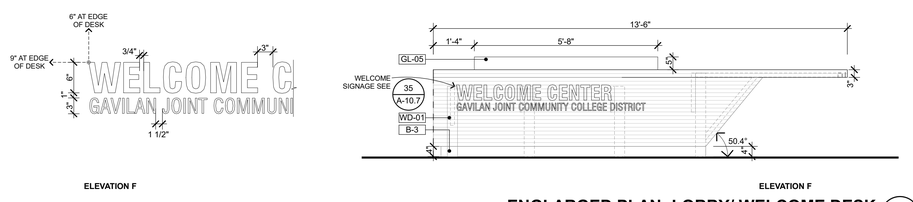

ENGLARGED PLAN- LOBBY/ WELCOME DESK 20

1/2" = 1'-0"

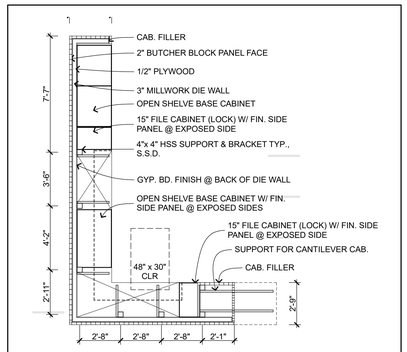

WELCOME DESK FRAMING PLAN 4

1/4" = 1'-0"

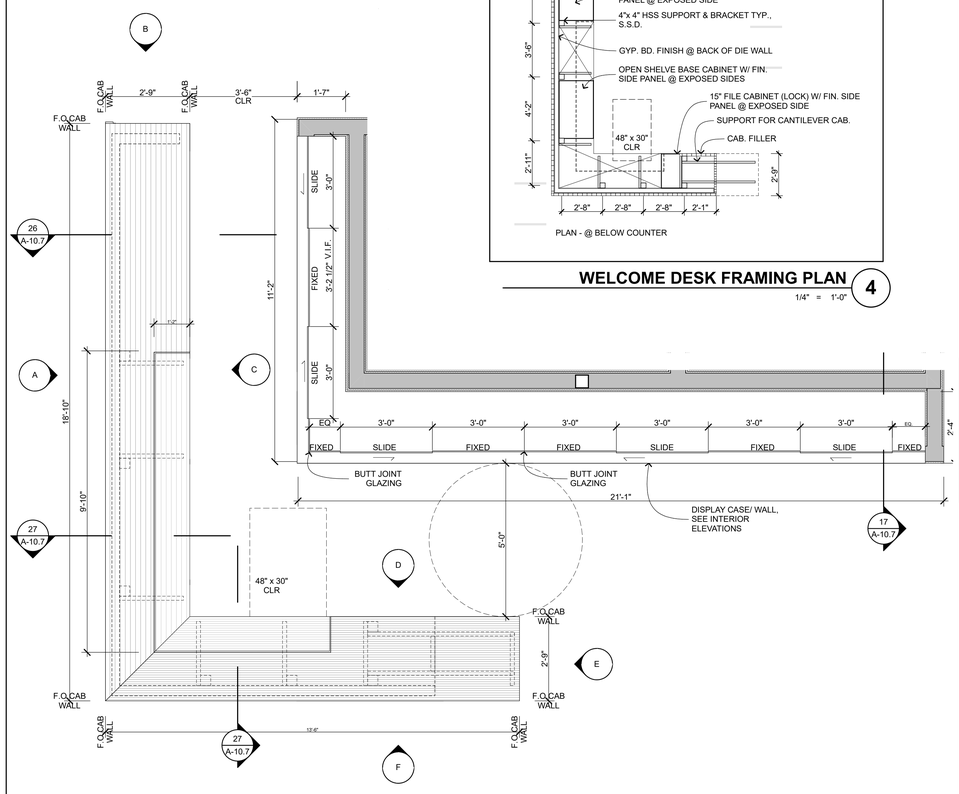

ENGLARGED PLAN- LOBBY/ WELCOME DESK 5

1/2" = 1'-0"

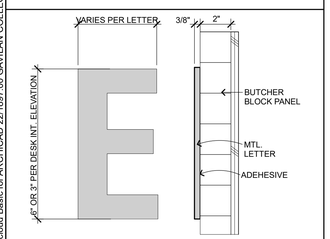

FONT TYPE FOR GRAPHIC PURPOSE, DOES NOT REPRESENT PROJECT FONT

FRONT **SIDE**

SEE SPECS FOR FONT TYPE , MATERIALS AND FINISHES.

SIGN AT WELOCOME DESK 35

3" = 1'-0" 1897-23

BIMcloud: archiserver - BIMcloud Basic for ARCHICAD 22/1897.00 GAVILAN COLLEGE:2/2/2022;11:13 AM

QUATTROCCHI KWOK ARCHITECTS

Main:
636 Fifth Street, Santa Rosa, CA 95404
East Bay:
55 Harrison Street, Suite 525,
Oakland, CA 94607
(707) 576-0829

LICENSED ARCHITECT
AARON JOBSON
LICENSE # C30620
EXP OCTOBER 31, 2022
STATE OF CALIFORNIA

SIGNED: FEBRUARY 04, 2022

Gensler

45 Fremont Street
Suite 1500
San Francisco, CA 94105
United States

Tel 415.433.3700
Fax 415.836.4599

GAVILAN COLLEGE

NEW COLLEGE CAMPUS

505 FAIRVIEW ROAD
HOLLISTER, CA 95023

GAVILAN JOINT COMMUNITY COLLEGE DISTRICT

DSA APP NO. 01-119906

ARCH PROJECT NO: 1897.00
DRAWN BY:
DRAWING SCALE:
PTN: N/A FILE NO: 43-C4

DSA SUBMITTAL

FEBRUARY 04, 2022

SHEET TITLE

CASEWORK- WELCOME DESK & DISPLAY WALL

SHEET NUMBER

A-10.7

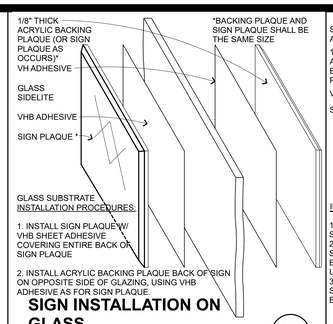

SIGN INSTALLATION ON GLASS

6" = 1'-0" B201404.2 **26**

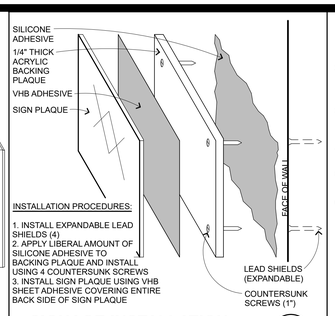

SIGNAGE INSTALLATION

6" = 1'-0" B201404.2 **21**

1. ALL SIGNAGE AT MAIN ENTRANCES, TOILETS, PERMANENT ROOMS, ASSISTIVE LISTENING SYSTEMS SHALL COMPLY WITH TITLE 24 CBC AND CBC 11B-703
2. RAISED CHARACTERS SHALL CONFORM TO CBC 11B-703.2 BRAILLE SHALL CONFORM TO 11B-703.3 PICTORIAL SIGNAGE SHALL CONFORM TO 11B-703.6
3. MOUNTING LOCATION AND HEIGHT: (WHERE PERMANENT INDENTIFICATION IS PROVIDED OR WHERE SIGNAGE IS REQUIRED FOR ROOMS AND SPACES): CBC 11B-703.4
4. INTERNATIONAL SYMBOL OF ACCESSIBILITY DESIGN AND COLOR SHALI CONFORM TO CBC 11B-703.7.1 & 11B-703.7.2.1.
5. DOORS TO TOILET ROOMS: PROVIDE SIGNAGE CONFORMING TO CBC 11B-703.7.2.6
6. CONTRAST AND FINISH OF SYMBOLS SHALL CONFORM TO CBC 11B-703.7.1.

SIGNAGE GENERAL NOTES

1/4" = 1'-0" **16**

MINIMUM CBC REQUIREMENTS.

TYPICAL PLAQUE NOTES U.O.N.

PLAQUES WITH TACTILE LETTERING AND SYMBOLS (RAISED 1/32") INCLUDES CALIFORNIA CONTRACTED GRADE 2 BRAILLE RAISED 1/40" PER CBC REQUIREMENTS. SAN SERIF FONT SELECTION SHALL HAVE THE WIDTH OF THE UPPERCASE LETTER "O" IS 60% MIN AND 110% MAX OF THE HEIGHT OF THE UPPERCASE LETTER "I". A STROKE WIDTH TO HEIGHT OF THE UPPERCASE LETTER "I" SHALL BE 15% MAX OF HT OF CHARACTER.

CUSTOM COLORS, LAYOUT & LETTER STYLES TO BE SELECTED & APPROVED BY ARCHITECT, SIGNAGE SYMBOLS, BACKGROUND, MOUNTING SURFACE TO CONTRAST, 70% MINIMUM CONTRAST.

WHERE SIGN PLAQUES ARE PLACED ON GLASS, ANY BACKING PLAQUE OR SIGN IS TO BE THE SAME SIZE.

TEXT

TEXT SIZE*

5/8" MIN. TEXT (48 PT)
2" MAX.

MOUNTING OF SIGNS

PERMANENT ROOM SIGNAGE TO BE PLACED AT STRIKE SIDE. WHERE INSUFFICIENT ROOM, PLACE ON THE INACTIVE LEAF OR TO THE RIGHT AT DOUBLE DOORS.

STRIKE SIDE TOILET ROOM SIGNAGE
(PLAQUE NOTES TYP FOR EACH SIGN)

PROVIDE AT ACCESSIBLE TOILET ROOMS.

USE "GIRLS" & BOYS" WHERE TOILET ROOMS ARE PRIMARILY USED BY CHILDREN.

TOILET ROOM DOOR SIGNAGE
(NOTES TYP FOR EACH SIGN)
PROVIDE AT ALL TOILET ROOMS.

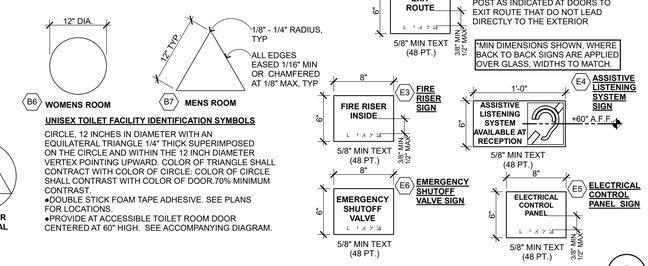

UNISEX TOILET FACILITY IDENTIFICATION SYMBOLS

CIRCLE, 12 INCHES IN DIAMETER WITH AN EQUILATERAL TRIANGLE 1/4" THICK SUPERIMPOSED ON THE CIRCLE AND WITHIN THE 12 INCH DIAMETER VERTEX POINTING UPWARD. COLOR OF TRIANGLE SHALL CONTRACT WITH COLOR OF CIRCLE: COLOR OF CIRCLE SHALL CONTRAST WITH COLOR OF DOOR.70% MINIMUM CONTRAST.
●DOUBLE STICK FOAM TAPE ADHESIVE. SEE PLANS FOR LOCATIONS.
●PROVIDE AT ACCESSIBLE TOILET ROOM DOOR CENTERED AT 60" HIGH. SEE ACCOMPANYING DIAGRAM.

A1 ACCESSIBLE ENTRANCE SIGN

VINYL 4"X4" BACKING WITH VINYL SYMBOL. 3M REFLECTIVE BLUE BACKGROUND WITH 3M REFLECTIVE WHITE SYMBOL. PROVIDE AT MAIN ENTRANCE AND AS NOTED.

C1 ROOM OCCUPANCY SIGNAGE

INSTALLATION LOCATION PER PLANS AND CBC REQUIREMENTS.

PROVIDE AT ALL ROOMS W/ OCCUPANT LOADS GREATER THAN 50

VERIFY ACTUAL # AT SHT. G-0.5

D1 PERMANENT ROOM I.D. SIGNAGE

INSTALL NEXT TO ENTRANCE DOORS, PER CBC REQUIREMENTS.

E1 TACTILE EXIT SIGN AT ALL EXIT DOORS

RAISED LETTERS "EXIT". BRAILLE "EXIT". CONTRACTED GRADE 2 BRAILLE

LOCATED AT ALL EXIT DOORS IN ADDITION TO OVERHEAD, ILLUMINATED EXIT SIGNS.

INSTALL ON THE WALL ADJACENT TO THE LATCH ON THE OUTSIDE OF THE DOOR WHERE THERE IS NO WALL SPACE ON THE WALL LATCH SIDE INCLUDING AT DOUBLE LEAF DOORS. SIGNS SHALL BE PLACED ON THE NEAREST ADJACENT WALL, PREFERABLY ON THE RIGHT SIDE.

E2 TACTILE EXIT ROUTE SIGN

POST AS INDICATED AT DOORS TO EXIT ROUTE THAT DO NOT LEAD DIRECTLY TO THE EXTERIOR

*MIN DIMENSIONS SHOWN, WHERE BACK TO BACK SIGNS ARE APPLIED OVER GLASS, WIDTHS TO MATCH.

D1 E1 E2 SIGNAGE SIZES TO MATCH, MODIFY AS REQUIRED

E3 FIRE RISER SIGN

E4 ASSISTIVE LISTENING SYSTEM SIGN

E5 ELECTRICAL CONTROL PANEL SIGN

E6 EMERGENCY SHUTOFF VALVE SIGN

ACCESSIBLE SIGNAGE

1/4" = 1'-0" **2**

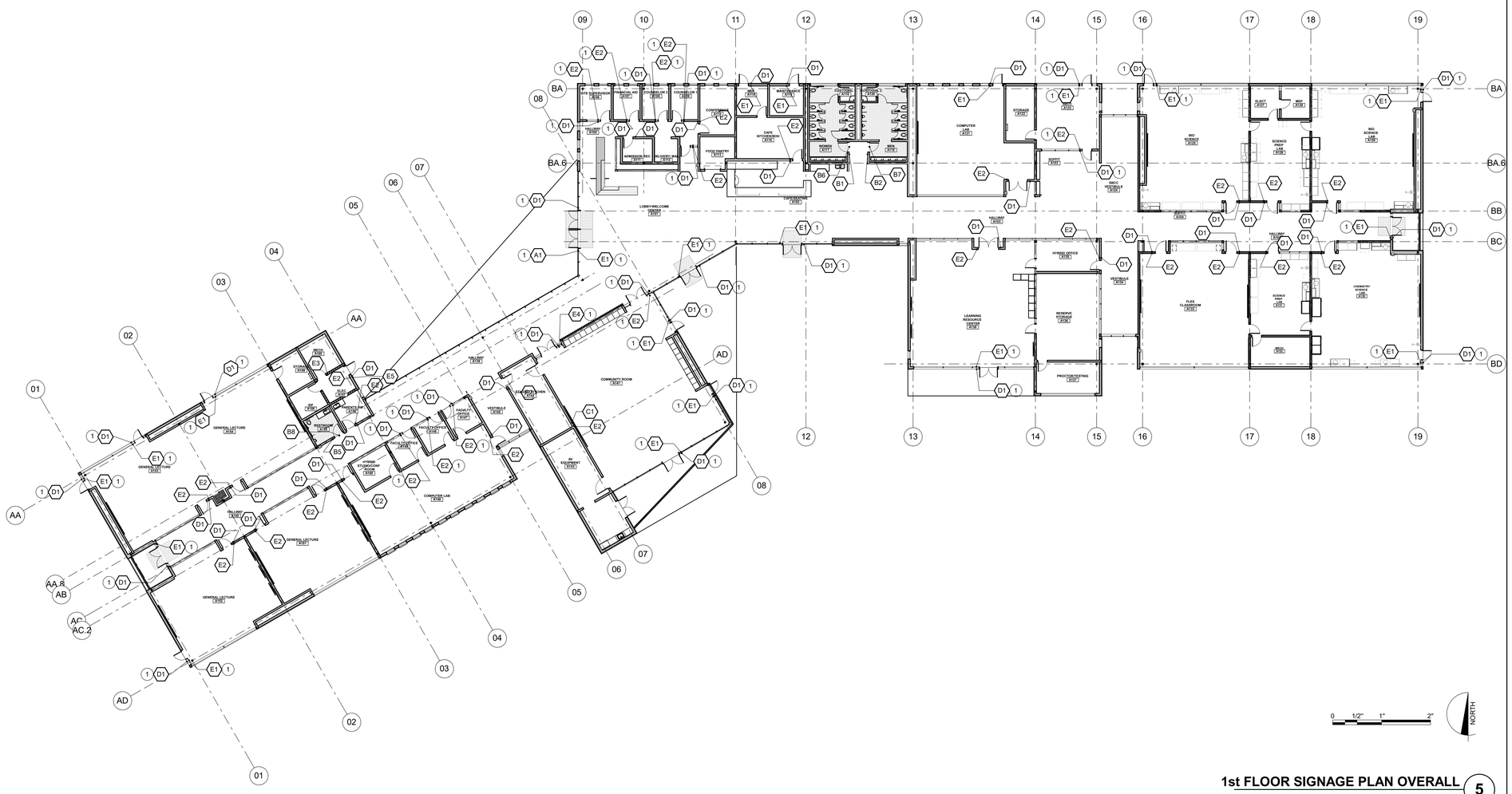

1st FLOOR SIGNAGE PLAN OVERALL

1/16" = 1'-0" **5**

QUATTROCCHI KWOK ARCHITECTS
Main:
636 Fifth Street, Santa Rosa, CA 95404
East Bay:
55 Harrison Street, Suite 525, Oakland, CA 94607
(707) 576-0829

LICENSED ARCHITECT
AARON JOBSON
LICENSE # C30620
EXP OCTOBER 31, 2022
STATE OF CALIFORNIA

SIGNED: FEBRUARY 04, 2022

Gensler
45 Fremont Street
Suite 1500
San Francisco, CA 94105
United States
Tel 415.433.3700
Fax 415.836.4599

GAVILAN COLLEGE

NEW COLLEGE CAMPUS

505 FAIRVIEW ROAD
HOLLISTER, CA 95023

GAVILAN JOINT COMMUNITY COLLEGE DISTRICT

DSA APP NO. 01-119906
ARCH PROJECT NO: 1897.00
DRAWN BY:
DRAWING SCALE:
PTN: N/A FILE NO: 43-C4

DSA SUBMITTAL
FEBRUARY 04, 2022

SHEET TITLE

SIGNAGE PLAN & DETAILS

SHEET NUMBER

AG-2.1

BIMcloud: archiserver - BIMcloud Basic for ARCHICAD 22/1897.00 GAVILAN COLLEGE 2/2/2022 2:42 PM

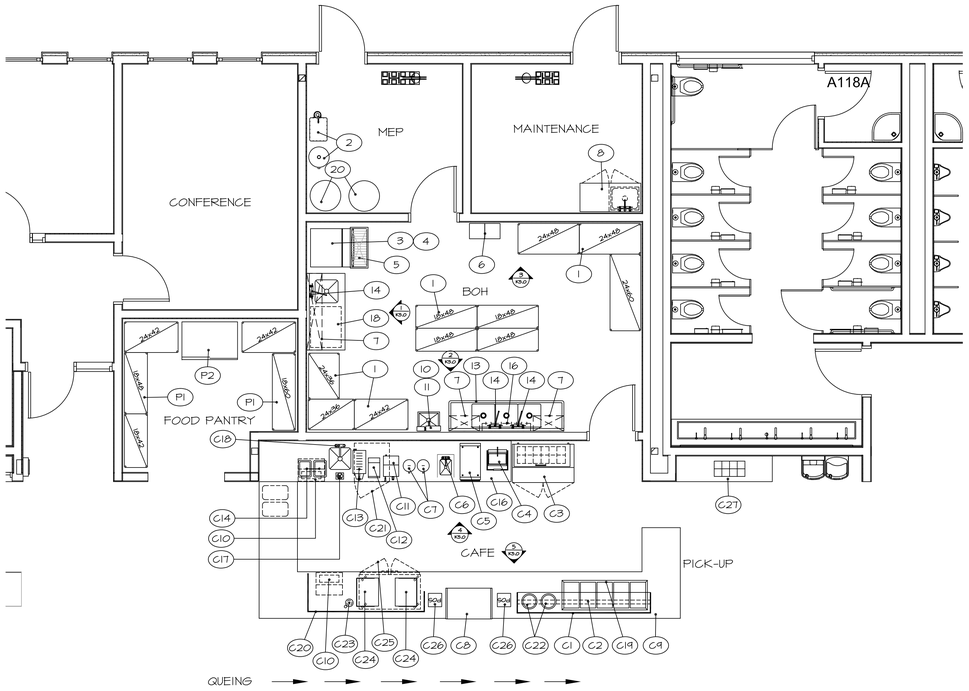

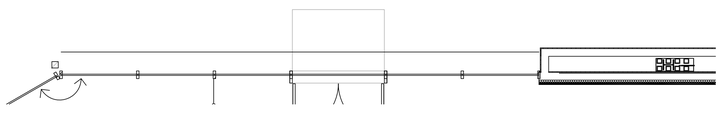

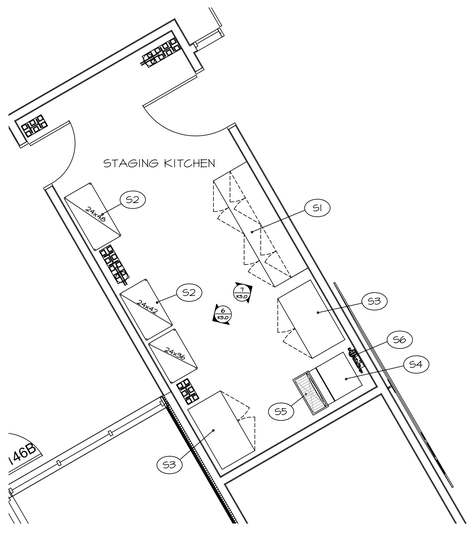

EQUIPMENT SCHEDULE

ITEM	QTY	DESCRIPTION	MFG	MODEL	BY	ELECTRICAL VOLTS	PHASE	AMPS	CONN	HT	WATER HOT	COLD	HT	WASTE DIRECT	INDIRECT	HT	GAS SIZE	BTU	HT	ANCHORAGE HT/LBS	DETAIL/KEO
		BOH EQUIPMENT																			
1	10	MOBILE DRY STORAGE SHELVING UNITS	METRO	SUPERERECTA	KEG															250/UNIT	M3
2	1	RO WATER FILTER SYSTEM & 20 GAL TANK	EVERPURE	EV9971100	KEG	120-240	1	15.0	PLUG	+84"		1/2"	+90"		1/2"	F5				51	WF
3	1	ICE STORAGE BIN	MANITOWOC	D400	KEG										3/4"	F5				91	A-8
4	1	ICE MACHINE - S/C	MANITOWOC	IYT0450A	KEG	115	1	11.9	PLUG	+72"		1/2"	+78"							170	A-8
5	1	S/S FLOOR TROUGH	ADVANCE	FTG-1230	KEG									4"		-4"				56	EMBEDDED
6	2	EMPLOYEE LOCKERS	CHOICE	EL-2-15-1-P-T	KEG															49	L-1
7	3	S/S WALL SHELF	CUSTOM	CUSTOM	KEG															18	A-17
8	1	S/S MOP SINK CABINET W/FAUCET	ADVANCE	9-OPC-84DL	KEG						1/2"	1/2"	+36"	2"		+0"				390	MSC
9	--	SPARE	--	--	--															--	--
10	1	(SET) SOAP & TOWEL DISPENSERS - BY DISTRICT	--	--	O															5	NA
11	1	S/S HAND SINK	ADVANCE	7-PS-60	KEG						1/2"	1/2"	+24"	1-1/2"		+20"				13	NA
12	--	SPARE	--	--	--															--	--
13	1	S/S 3-TUB SINK	ADVANCE	FE-3-182-18RL-X	KEG										1-1/2"	F5				215	A-2
14	3	FAUCET	T&S BRASS	B-0231	KEG						1/2"	1/2"	+16"							5	NA
15	--	SPARE	--	--	--															--	--
16	1	UTENSIL RACK	ADVANCE	ALK-36	KEG															6	NA
17	--	SPARE	--	--	--															--	--
18	1	S/S PREP TABLE W/SINK	CUSTOM	CUSTOM	KEG										2"	F5				130	A-2
19	--	SPARE	--	--	--															--	--
20	2	WATER HEATER	TBD	TBD	GC	VERIFY REQUIREMENTS					VERIFY			VERIFY REQUIREMENTS			VERIFY REQUIREMENTS			SEE PLUMBING PLANS	
		CAFE EQUIPMENT																			
C1	1	VERTICAL SNEEZE GUARD W/PASS OVER SHELF	PMG	PM2N	KEG															32	BOLTED/COUNTER
C2	1	HEAT LAMP	HATCO	GRNM	KEG	115	1	15.0	JBOX	CAB										6	NA
C3	1	REFRIGERATED TABLE W/PAN OPENINGS	TRUE	TSU-48-12-HC	KEG	115	1	5.8	PLUG	+15"										290	MC
C4	1	PANINI GRILL	EQUIPEX	PANINI	KEG	208/240	1	14.0	PLUG	+48"										60	ON COUNTER
C5	1	RAPID COOK OVEN	TURBOCHEF	SOTA	KEG	208/240	1	30.0	PLUG	+48"										205	A-18
C6	1	FAUCET	T&S BRASS	B-1110	KEG						1/2"	1/2"	+20"							5	NA
C7	2	COFFEE AIRPOT	FETCO	D063	KEG															8	NA
C8	1	REFRIGERATED GRAB 'N GO DISPLAY UNIT - S/C	STRUCTURAL	CO3324R-CH	KEG	115	1	12.0	PLUG	CAB										500	ON TOE BASE
C9	1	MILLWORK FRONT SERVICE COUNTER	CUSTOM	CUSTOM	GC															620	ON TOE BASE
C10	2	ICE STORAGE BIN	DELFIELD	240	KEG										1"	F5				36	BUILT-IN
C11	1	COFFEE MACHINE	FETCO	CBS-51H-15	KEG	115	1	15.8	PLUG	+48"		1/2"	+50"							66	A-18
C12	1	COFFEE GRINDER	FETCO	GR-2.2	KEG	115	1	5.7	PLUG	+48"										65	A-18
C13	1	HOT WATER DISPENSER	BUNN	H5X	KEG	115	1	15.4	PLUG	+48"		1/2"	+50"							32	NA
C14	2	BLENDER	BLENDTEC	825	KEG	115	1	15.0	PLUG	+48"										16	NA
C15	--	SPARE	--	--	--															--	--
C16	1	S/S WORK COUNTER W/SINKS	CUSTOM	CUSTOM	KEG										2"	F5				760	A-2
C17	1	BLENDER CONTAINER RINSER	ADVANCE	SU-16	KEG							1/2"	+20"		1/2"	F5				7	NA
C18	1	FAUCET	T&S BRASS	B-0220-060X	KEG						1/2"	1/2"	+20"							5	NA
C19	1	5-WELL DROP-IN FOOD WARMER	ALTO-SHAAM	500-HW/D6	KEG	115	1	25.0	PLUG	CAB										150	BUILT-IN
C20	1	VERTICAL SNEEZEGUARD	PMG	PM1V	KEG															14	BOLTED/COUNTER
C21	1	UNDERCOUNTER FREEZER - S/C	TRUE	TUC-27F-LP-HC	KEG	115	1	2.3	PLUG	CAB										200	MC
C22	2	DROP-IN SOUP WELL	ALTO-SHAAM	1100-RW	KEG	115	1	4.2	PLUG	CAB										17	NA
C23	1	DIPPERWELL W/FAUCET	FISHER	3041	KEG							1/2"	CAB		1-1/2"	F5				3	NA
C24	2	ESPRESSO MACHINE	SCHAERER	ARTS PLUS	KEG	208	1	30.0	JBOX	CAB		1/2"	CAB		1-1/2"	F5				130	A-18
C25	1	UNDERCOUNTER REFRIGERATOR - S/C	TRUE	TUC-48-LP-HC	KEG	115	1	3.0	PLUG	CAB										275	MC
C26	2	POS UNIT	TBD	TBD	O	VERIFY REQUIREMENTS														16	NA
C27	1	MILLWORK CONDIMENT COUNTER	CUSTOM	CUSTOM	GC															144	ON TOE BASE
		FOOD PANTRY EQUIPMENT																			
P1	6	MOBILE WIRE SHELVING UNITS	METRO	SUPERERECTA	KEG															250/UNIT	M-3
P2	1	2-SECTION SLIDING GLASS DOOR REFRIGERATOR - S/C	TRUE	GDM-31-HC-LD	KEG	115	1	6.5	PLUG	+15"										345	B-4
		STAGING KITCHEN EQUIPMENT																			
S1	1	S/S WORKCOUNTER AND UPPER CABINET	CUSTOM	CUSTOM	KEG															444	A-2
S2	3	MOBILE DRY STORAGE SHELVING UNITS	METRO	SUPERERECTA	KEG															250/UNIT	M-3
S3	2	2-DOOR REACH-IN REFRIGERATOR	TRUE	T-49-HC	KEG	115	1	5.4	PLUG	+15"										400	B-4
S4	1	ICE MACHINE & BIN	MANITOWOC	IYT0450A	KEG	115	1	11.9	PLUG	+72"	FROM FILTER				1/2"	F5				261	A-8
S5	1	FLOOR TROUGH	ADVANCE	FTG-1230	KEG									4"		-4"				56	EMBEDDED
S6	1	WATER FILTER FOR ICE MACHINE	EVERPURE	GDM-31-HC-LD	KEG							3/4"	+84"							22	NA

QUATTROCCHI KWOK ARCHITECTS
Main:
636 Fifth Street, Santa Rosa, CA 95404
East Bay:
55 Harrison Street, Suite 525,
Oakland, CA 94607
(707) 576-0829

LICENSED ARCHITECT
AARON JOBSON
LICENSE # C30620
EXP OCTOBER 31, 2023
STATE OF CALIFORNIA

SIGNED: MONTH DAY, 2021

Gensler
45 Fremont Street
Suite 1500
San Francisco, CA 94105
United States
Tel 415.433.3700
Fax 415.836.4599

BALLINGER
RESTAURANT EQUIPMENT, INC.
1415 FULTON ROAD #205-404
SANTA ROSA, CA 95403
(707) 291-0877

GAVILAN COLLEGE

NEW COLLEGE CAMPUS

505 FAIRVIEW ROAD
HOLLISTER, CA 95023

GAVILAN JOINT COMMUNITY COLLEGE DISTRICT

DSA APP NO. 01-119906

ARCH PROJECT NO: 1897.00
DRAWN BY: LB
DRAWING SCALE: 1/4" = 1'-0"
PTN: N/A FILE NO: 43-C4

DSA SUBMITTAL

FEBRUARY 4, 2022

SHEET TITLE

FOODSERVICE EQUIPMENT FLOOR PLAN

SHEET NUMBER

K1.0

BIMcloud: archiserver - BIMcloud Basic for ARCHICAD 22/1897.00 GAVILAN COLLEGE-9/29/2021;11:53 AM

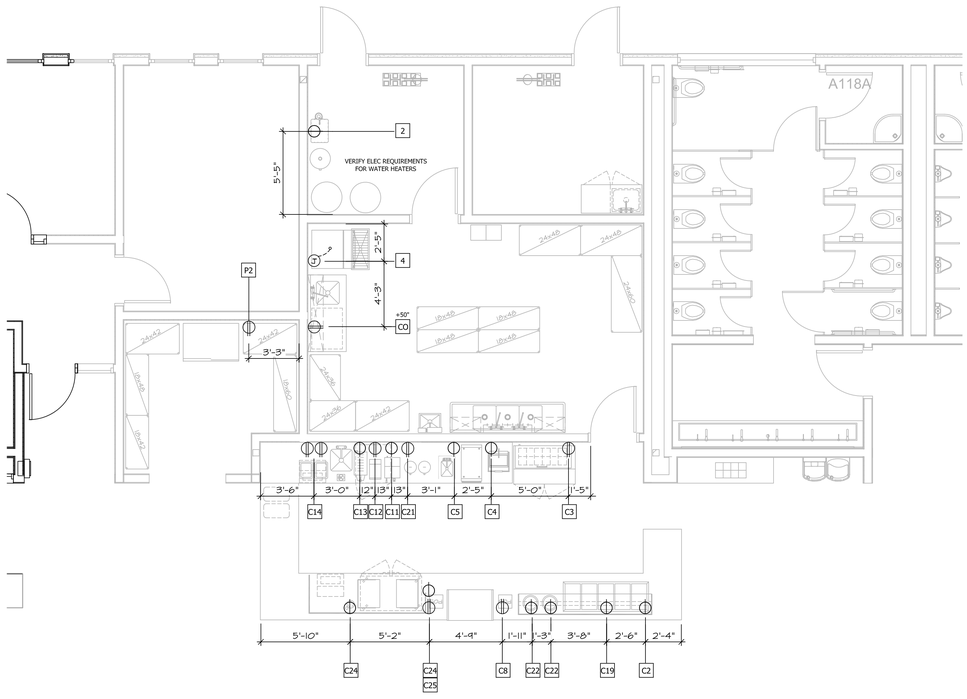

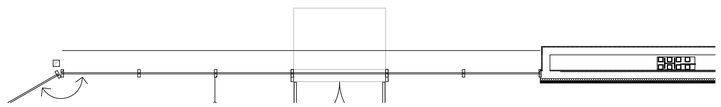

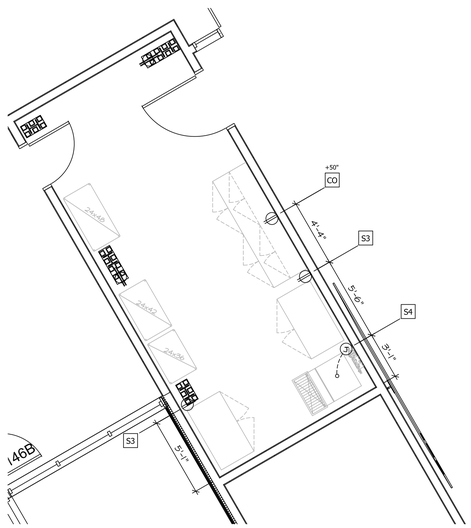

EQUIPMENT SCHEDULE

ITEM	QTY	DESCRIPTION	MFG	MODEL	BY	ELECTRICAL VOLTS	ELECTRICAL PHASE	ELECTRICAL AMPS	ELECTRICAL CONN	ELECTRICAL HT	WATER HOT	WATER COLD	WATER HT	WASTE DIRECT	WASTE INDIRECT	WASTE HT	GAS SIZE	GAS BTU	GAS HT	ANCHORAGE HT/LBS	ANCHORAGE DETAIL/KEO
		BOH EQUIPMENT																			
1	10	MOBILE DRY STORAGE SHELVING UNITS	METRO	SUPERERECTA	KEG															250/UNIT	M3
2	1	RO WATER FILTER SYSTEM & 20 GAL TANK	EVERIPURE	EV9971100	KEG	120-240	1	15.0	PLUG	+84"		1/2"	+90"		1/2"	FS				51	WF
3	1	ICE STORAGE BIN	MANITOWOC	D400	KEG										3/4"	FS				91	A-8
4	1	ICE MACHINE - S/G	MANITOWOC	IYT0450A	KEG	115	1	11.9	PLUG	+72"		1/2"	+78"							170	A-8
5	1	S/S FLOOR TROUGH	ADVANCE	FTG-1230	KEG									4"		-4"				56	EMBEDDED
6	2	EMPLOYEE LOCKERS	CHOICE	EL-2-15-1-P-T	KEG															48	L-1
7	3	S/S HALL SHELF	CUSTOM	CUSTOM	KEG															18	A-17
8	1	S/S MOP SINK CABINET W/FAUCET	ADVANCE	9-OPC-84DL	KEG						1/2"	1/2"	+36"	2"		+0"				340	MSC
9	--	SPARE	--	--	--															--	--
10	1	(SET) SOAP & TOWEL DISPENSERS - BY DISTRICT	--	--	O															5	NA
11	1	S/S HAND SINK	ADVANCE	7-PS-60	KEG						1/2"	1/2"	+24"	1-1/2"		+20"				13	NA
12	--	SPARE	--	--	--															--	--
13	1	S/S 3-TUB SINK	ADVANCE	FE-3-1812-18RL-X	KEG										1-1/2"	FS				215	A-2
14	3	FAUCET	T&S BRASS	B-0231	KEG						1/2"	1/2"	+16"							5	NA
15	--	SPARE	--	--	--															--	--
16	1	UTENSIL RACK	ADVANCE	ALH-36	KEG															6	NA
17	--	SPARE	--	--	--															--	--
18	1	S/S PREP TABLE W/SINK	CUSTOM	CUSTOM	KEG										2"	FS				130	A-2
19	--	SPARE	--	--	--															--	--
20	2	WATER HEATER	TBD	TBD	GC	VERIFY REQUIREMENTS					VERIFY			VERIFY REQUIREMENTS			VERIFY REQUIREMENTS			SEE PLUMBING PLANS	
		CAFE EQUIPMENT																			
C1	1	VERTICAL SNEEZE GUARD W/PASS OVER SHELF	FMS	FM2N	KEG															32	BOLTED/COUNTER
C2	1	HEAT LAMP	HATCO	GRNM	KEG	115	1	15.0	J-BOX	CAB										6	NA
C3	1	REFRIGERATED TABLE W/PAN OPENINGS	TRUE	TSU-48-12-HC	KEG	115	1	5.8	PLUG	+15"										290	MC
C4	1	PANINI GRILL	EQUIPEX	PANINI	KEG	208/240	1	14.0	PLUG	+48"										60	ON COUNTER
C5	1	RAPID COOK OVEN	TURBOCHEF	SOTA	KEG	208/240	1	30.0	PLUG	+48"										205	A-18
C6	1	FAUCET	T&S BRASS	B-1110	KEG						1/2"	1/2"	+20"							5	NA
C7	2	COFFEE AIRPOT	FETCO	D063	KEG															8	NA
C8	1	REFRIGERATED GRAB 'N GO DISPLAY UNIT - S/G	STRUCTURAL	CG3324R-CH	KEG	115	1	12.0	PLUG	CAB										500	ON TOE BASE
C9	1	MILLWORK FRONT SERVICE COUNTER	CUSTOM	CUSTOM	GC															620	ON TOE BASE
C10	2	ICE STORAGE BIN	DELFIELD	240	KEG										1"	FS				36	BUILT-IN
C11	1	COFFEE MACHINE	FETCO	CBS-51H-15	KEG	115	1	15.8	PLUG	+48"		1/2"	+50"							66	A-18
C12	1	COFFEE GRINDER	FETCO	GR-2.2	KEG	115	1	5.1	PLUG	+48"										65	A-18
C13	1	HOT WATER DISPENSER	BUNN	H5X	KEG	115	1	15.4	PLUG	+48"		1/2"	+50"							32	NA
C14	2	BLENDER	BLENDTEC	825	KEG	115	1	15.0	PLUG	+48"										16	NA
C15	--	SPARE	--	--	--															--	--
C16	1	S/S WORK COUNTER W/SINKS	CUSTOM	CUSTOM	KEG										2"	FS				760	A-2
C17	1	BLENDER CONTAINER RINSER	ADVANCE	SU-16	KEG							1/2"	+20"		1/2"	FS				7	NA
C18	1	FAUCET	T&S BRASS	B-0220-060X	KEG						1/2"	1/2"	+20"							5	NA
C19	1	5-WELL DROP-IN FOOD WARMER	ALTO-SHAAM	500-HW/D6	KEG	115	1	25.0	PLUG	CAB										150	BUILT-IN
C20	1	VERTICAL SNEEZEGUARD	FMS	FM1V	KEG															14	BOLTED/COUNTER
C21	1	UNDERCOUNTER FREEZER - S/G	TRUE	TUC-27F-LP-HC	KEG	115	1	2.3	PLUG	CAB										200	MC
C22	2	DROP-IN SOUP WELL	ALTO-SHAAM	1100-RW	KEG	115	1	4.2	PLUG	CAB										17	NA
C23	1	DIPPER WELL W/FAUCET	FISHER	3041	KEG							1/2"	CAB		1-1/2"	FS				3	NA
C24	2	ESPRESSO MACHINE	SCHAERER	ARTS PLUS	KEG	208	1	30.0	J-BOX	CAB		1/2"	CAB		1-1/2"	FS				130	A-18
C25	1	UNDERCOUNTER REFRIGERATOR - S/G	TRUE	TUC-48-LP-HC	KEG	115	1	3.0	PLUG	CAB										275	MC
C26	2	POS UNIT	TBD	TBD	O	VERIFY REQUIREMENTS														16	NA
C27	1	MILLWORK CONDIMENT COUNTER	CUSTOM	CUSTOM	GC															144	ON TOE BASE
		FOOD PANTRY EQUIPMENT																			
P1	6	MOBILE WIRE SHELVING UNITS	METRO	SUPERERECTA	KEG															250/UNIT	M-3
P2	1	2-SECTION SLIDING GLASS DOOR REFRIGERATOR - S/G	TRUE	GDM-37-HC-LD	KEG	115	1	6.5	PLUG	+15"										345	B-4
		STAGING KITCHEN EQUIPMENT																			
S1	1	S/S WORKCOUNTER AND UPPER CABINET	CUSTOM	CUSTOM	KEG															444	A-2
S2	3	MOBILE DRY STORAGE SHELVING UNITS	METRO	SUPERERECTA	KEG															250/UNIT	M-3
S3	2	2-DOOR REACH-IN REFRIGERATOR	TRUE	T-49-HC	KEG	115	1	5.4	PLUG	+15"										400	B-4
S4	1	ICE MACHINE & BIN	MANITOWOC	IYT0450A	KEG	115	1	11.9	PLUG	+72"	FROM FILTER				1/2"	FS				261	A-8
S5	1	FLOOR TROUGH	ADVANCE	FTG-1230	KEG									4"		-4"				56	EMBEDDED
S6	1	WATER FILTER FOR ICE MACHINE	EVERPURE	GDM-37-HC-LD	KEG							3/4"	+84"							22	NA

ELECTRICAL LEGEND

- SINGLE OUTLET
- DUPLEX OUTLET
- JUNCTION BOX (ON WALL)
- JUNCTION BOX (MOTOR)
- CO — CONVENIENCE OUTLET

QUATTROCCHI KWOK ARCHITECTS
Main:
636 Fifth Street, Santa Rosa, CA 95404
East Bay:
55 Harrison Street, Suite 525,
Oakland, CA 94607
(707) 576-0829

LICENSED ARCHITECT
AARON JOBSON
LICENSE # C39520
EXP OCTOBER 31, 2023
STATE OF CALIFORNIA

SIGNED: MONTH DAY, 2021

Gensler
45 Fremont Street
Suite 1500
San Francisco, CA 94105
United States
Tel 415.433.3700
Fax 415.836.4599

BALLINGER
RESTAURANT EQUIPMENT, INC.
1415 FULTON ROAD #205-404
SANTA ROSA, CA 95403
(707) 291-0877

GAVILAN COLLEGE

NEW COLLEGE CAMPUS

505 FAIRVIEW ROAD
HOLLISTER, CA 95023

GAVILAN JOINT COMMUNITY COLLEGE DISTRICT

DSA APP NO. 01-119906
ARCH PROJECT NO: 1897.00
DRAWN BY: LB
DRAWING SCALE: 1/4" = 1'-0"
PTN: N/A FILE NO: 43-C4

DSA SUBMITTAL
FEBRUARY 4, 2022

SHEET TITLE

FOODSERVICE EQUIPMENT ELECTRICAL PLAN

SHEET NUMBER

K2.0

BIMcloud: archiserver - BIMcloud Basic for ARCHICAD 22/1897.00 GAVILAN COLLEGE:9/29/2021:11:53 AM

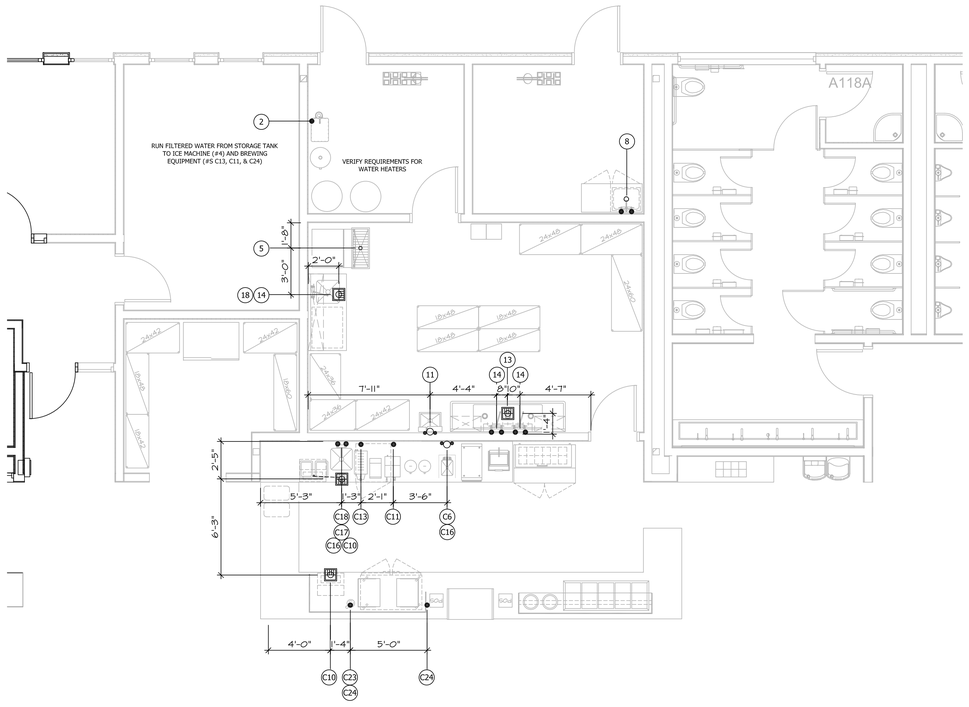

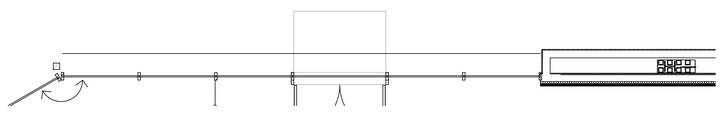

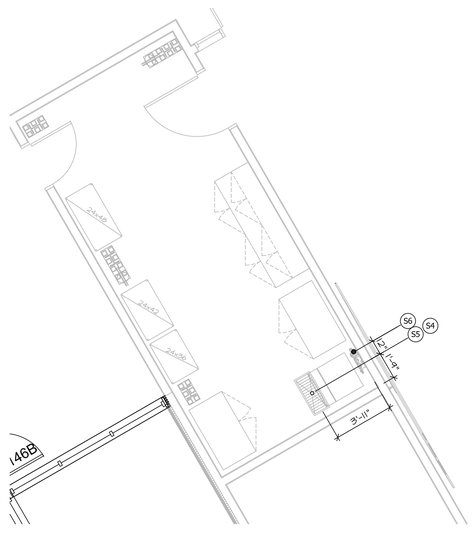

EQUIPMENT SCHEDULE

ITEM	QTY	DESCRIPTION	MFG	MODEL	BY	ELECTRICAL VOLTS	ELECTRICAL PHASE	ELECTRICAL AMPS	ELECTRICAL CONN	ELECTRICAL HT	WATER HOT	WATER COLD	WATER HT	WASTE DIRECT	WASTE INDIRECT	WASTE HT	GAS SIZE	GAS BTU	GAS HT	ANCHORAGE HT/LBS	ANCHORAGE DETAIL/KEO
		BOH EQUIPMENT																			
1	10	MOBILE DRY STORAGE SHELVING UNITS	METRO	SUPERERECTA	KEC															250/UNIT	M3
2	1	RO WATER FILTER SYSTEM & 20 GAL TANK	EVERPURE	EV9971-00	KEC	120-240	1	15.0	PLUG	+84"		1/2"	+90"		1/2"	FS				51	WF
3	1	ICE STORAGE BIN	MANITOWOC	D400	KEC										3/4"	FS				91	A-8
4	1	ICE MACHINE - S/C	MANITOWOC	IYT0450A	KEC	115	1	11.9	PLUG	+72"		1/2"	+78"							170	A-8
5	1	S/S FLOOR TROUGH	ADVANCE	FTG-1230	KEC									4"		-4"				56	EMBEDDED
6	2	EMPLOYEE LOCKERS	CHOICE	EL-2-15-1-P-T	KEC															49	L-1
7	3	S/S WALL SHELF	CUSTOM	CUSTOM	KEC															18	A-17
8	1	S/S MOP SINK CABINET W/FAUCET	ADVANCE	4-OPC-84DL	KEC						1/2"	1/2"	+36"	2"		+0"				340	MSC
9	--	SPARE	--	--	--															--	--
10	1	(SET) SOAP & TOWEL DISPENSERS - BY DISTRICT	--	--	O															5	NA
11	1	S/S HAND SINK	ADVANCE	7-PS-60	KEC						1/2"	1/2"	+24"	1-1/2"		+20"				13	NA
12	--	SPARE	--	--	--															--	--
13	1	S/S 3-TUB SINK	ADVANCE	FE-3-1812-18RL-X	KEC										1-1/2"	FS				215	A-2
14	3	FAUCET	T&S BRASS	B-0231	KEC						1/2"	1/2"	+16"							5	NA
15	--	SPARE	--	--	--															--	--
16	1	UTENSIL RACK	ADVANCE	ALH-36	KEC															6	NA
17	--	SPARE	--	--	--															--	--
18	1	S/S PREP TABLE W/SINK	CUSTOM	CUSTOM	KEC										2"	FS				130	A-2
19	--	SPARE	--	--	--															--	--
20	2	WATER HEATER	TBD	TBD	GC	VERIFY REQUIREMENTS					VERIFY			VERIFY REQUIREMENTS			VERIFY REQUIREMENTS			SEE PLUMBING PLANS	
		CAFE EQUIPMENT																			
C1	1	VERTICAL SNEEZE GUARD W/PASS OVER SHELF	FMG	FM2N	KEC															32	BOLTED/COUNTER
C2	1	HEAT LAMP	HATCO	GRNM	KEC	115	1	15.0	JBOX	CAB										6	NA
C3	1	REFRIGERATED TABLE W/PAN OPENINGS	TRUE	TSU-48-12-HC	KEC	115	1	5.8	PLUG	+15"										240	MC
C4	1	PANINI GRILL	EQUIPEX	PANINI	KEC	208/240	1	14.0	PLUG	+48"										60	ON COUNTER
C5	1	RAPID COOK OVEN	TURBOCHEF	SOTA	KEC	208/240	1	30.0	PLUG	+48"										205	A-18
C6	1	FAUCET	T&S BRASS	B-1110	KEC						1/2"	1/2"	+20"							5	NA
C7	2	COFFEE AIRPOT	FETCO	D063	KEC															8	NA
C8	1	REFRIGERATED GRAB 'N GO DISPLAY UNIT - S/C	STRUCTURAL	CO3324R-CH	KEC	115	1	12.0	PLUG	CAB										500	ON TOE BASE
C9	1	MILLWORK FRONT SERVICE COUNTER	CUSTOM	CUSTOM	GC															620	ON TOE BASE
C10	2	ICE STORAGE BIN	DELFIELD	240	KEC										1"	FS				36	BUILT-IN
C11	1	COFFEE MACHINE	FETCO	CBS-51H-15	KEC	115	1	15.8	PLUG	+48"		1/2"	+50"							66	A-18
C12	1	COFFEE GRINDER	FETCO	GR-2.2	KEC	115	1	5.7	PLUG	+48"										65	A-18
C13	1	HOT WATER DISPENSER	BUNN	H5X	KEC	115	1	15.4	PLUG	+48"		1/2"	+50"							32	NA
C14	2	BLENDER	BLENDTEC	825	KEC	115	1	15.0	PLUG	+48"										16	NA
C15	--	SPARE	--	--	--															--	--
C16	1	S/S WORK COUNTER W/SINKS	CUSTOM	CUSTOM	KEC										2"	FS				760	A-2
C17	1	BLENDER CONTAINER RINSER	ADVANCE	SU-16	KEC							1/2"	+20"		1/2"	FS				7	NA
C18	1	FAUCET	T&S BRASS	B-0220-080X	KEC						1/2"	1/2"	+20"							5	NA
C19	1	5-WELL DROP-IN FOOD WARMER	ALTO-SHAAM	500-HW/D6	KEC	115	1	25.0	PLUG	CAB										150	BUILT-IN
C20	1	VERTICAL SNEEZEGUARD	FMG	FM1V	KEC															74	BOLTED/COUNTER
C21	1	UNDERCOUNTER FREEZER - S/C	TRUE	TUC-27F-LP-HC	KEC	115	1	2.3	PLUG	CAB										200	MC
C22	2	DROP-IN SOUP WELL	ALTO-SHAAM	1100-RH	KEC	115	1	4.2	PLUG	CAB										17	NA
C23	1	DIPPERWELL W/FAUCET	FISHER	3041	KEC							1/2"	CAB		1-1/2"	FS				3	NA
C24	2	ESPRESSO MACHINE	SCHAERER	ARTS PLUS	KEC	208	1	30.0	JBOX	CAB		1/2"	CAB		1-1/2"	FS				130	A-18
C25	1	UNDERCOUNTER REFRIGERATOR - S/C	TRUE	TUC-48-LP-HC	KEC	115	1	3.0	PLUG	CAB										275	MC
C26	2	POS UNIT	TBD	TBD	O	VERIFY REQUIREMENTS														16	NA
C27	1	MILLWORK CONDIMENT COUNTER	CUSTOM	CUSTOM	GC															144	ON TOE BASE
		FOOD PANTRY EQUIPMENT																			
P1	6	MOBILE WIRE SHELVING UNITS	METRO	SUPERERECTA	KEC															250/UNIT	M-3
P2	1	2-SECTION SLIDING GLASS DOOR REFRIGERATOR - S/C	TRUE	GDM-31-HC-LD	KEC	115	1	6.5	PLUG	+15"										345	B-4
		STAGING KITCHEN EQUIPMENT																			
S1	1	S/S WORKCOUNTER AND UPPER CABINET	CUSTOM	CUSTOM	KEC															444	A-2
S2	3	MOBILE DRY STORAGE SHELVING UNITS	METRO	SUPERERECTA	KEC															250/UNIT	M-3
S3	2	2-DOOR REACH-IN REFRIGERATOR	TRUE	T-49-HC	KEC	115	1	5.4	PLUG	+15"										400	B-4
S4	1	ICE MACHINE & BIN	MANITOWOC	IYT0450A	KEC	115	1	11.9	PLUG	+72"	FROM FILTER				1/2"	FS				261	A-8
S5	1	FLOOR TROUGH	ADVANCE	FTG-1230	KEC									4"		-4"				56	EMBEDDED
S6	1	WATER FILTER FOR ICE MACHINE	EVERPURE	GDM-31-HC-LD	KEC							3/4"	+84"							22	NA

PLUMBING LEGEND

- GAS CONNECTION
- GAS CONNECTION WITH QUICK DISCONNECT
- HOT & COLD WATER SUPPLY (H & CW)
- WASTE (DIRECT CONNECTED)
- DRAIN (INDIRECT CONN. TO FS BY OTHERS)
- FLOOR DRAIN (FD)
- FLOOR SINK (FS) WITH HALF GRATE

QUATTROCCHI KWOK ARCHITECTS
Main:
636 Fifth Street, Santa Rosa, CA 95404
East Bay:
55 Harrison Street, Suite 525,
Oakland, CA 94607
(707) 576-0829

LICENSED ARCHITECT
AARON JOBSON
LICENSE # C39520
EXP OCTOBER 31, 2023
STATE OF CALIFORNIA

SIGNED: MONTH DAY, 2021

Gensler
45 Fremont Street
Suite 1500
San Francisco, CA 94105
United States
Tel 415.433.3700
Fax 415.836.4599

BALLINGER
RESTAURANT EQUIPMENT, INC.
1415 FULTON ROAD #205-404
SANTA ROSA, CA 95403
(707) 291-0877

GAVILAN COLLEGE

NEW COLLEGE CAMPUS

505 FAIRVIEW ROAD
HOLLISTER, CA 95023

GAVILAN JOINT COMMUNITY COLLEGE DISTRICT

DSA APP NO. 01-119906

ARCH PROJECT NO:	1897.00
DRAWN BY:	LB
DRAWING SCALE:	1/4" = 1'-0"
PTN: N/A	FILE NO: 43-C4

DSA SUBMITTAL

FEBRUARY 4, 2022

SHEET TITLE

FOODSERVICE EQUIPMENT PLUMBING PLAN

SHEET NUMBER

K3.0

BIMcloud: archiserver - BIMcloud Basic for ARCHICAD 22/1897.00 GAVILAN COLLEGE:9/29/2021;11:53 AM

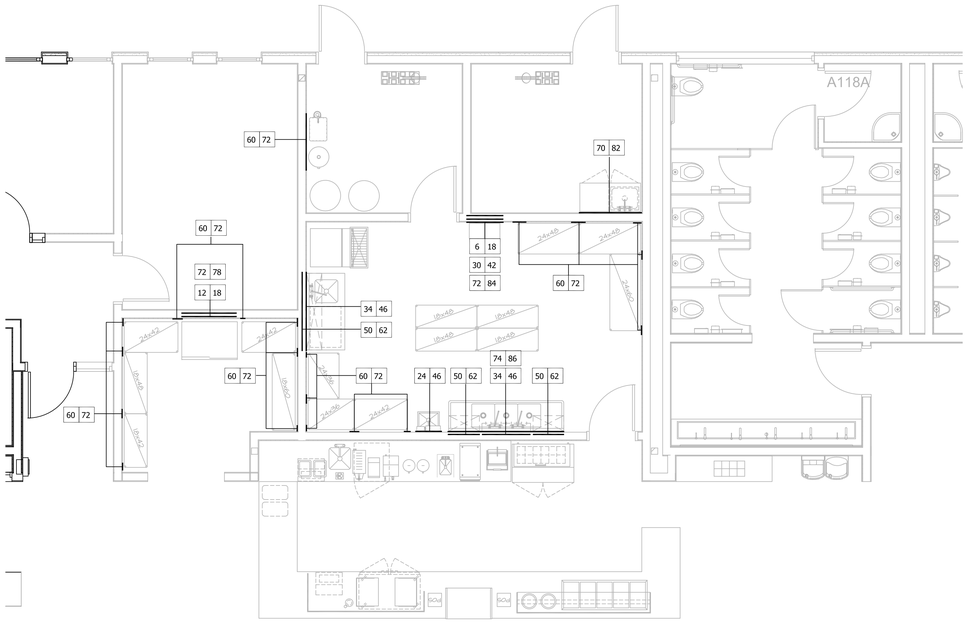

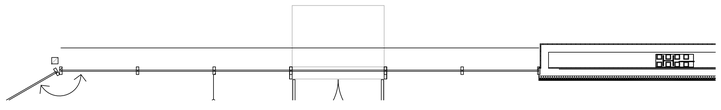

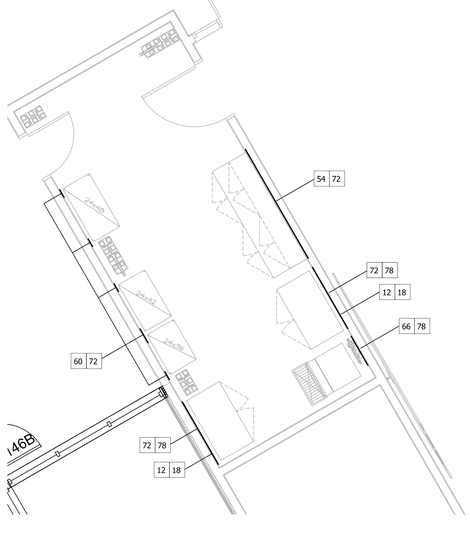

WALL BACKING NOTES

1. GC TO PROVIDE WALL BACKING PER THIS DRAWING.
2. IF FIELD CONDITIONS DO NOT ALLOW BACKING TO BE INSTALLED PER THIS PLAN GC TO ADVISE TRIMARK. TRIMARK WILL ADVISE HOW TO PROCEED.
3. THIS WALL BACKING PLAN SHOWS WALL BACKING REQUIRED FOR FOODSERVICE EQUIPMENT ONLY. CONTACT ARCHITECT FOR ANY OTHER BACKING REQUIREMENTS.

BOTTOM = THE LOWEST EDGE OF THE WALL BACKING ABOVE THE FINISHED FLOOR.

TOP = THE HIGHEST EDGE OF THE WALL BACKING ABOVE THE FINISHED FLOOR.

XX XX
TOP OF BACKING
BOTTOM OF BACKING

TYPICAL BACKING DETAIL

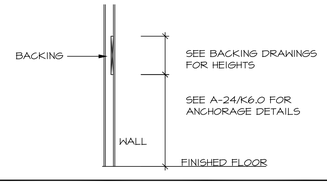

QUATTROCCHI KWOK ARCHITECTS
Main:
636 Fifth Street, Santa Rosa, CA 95404
East Bay:
55 Harrison Street, Suite 525,
Oakland, CA 94607
(707) 576-0829

LICENSED ARCHITECT
AARON JOBSON
LICENSE # C30620
EXP OCTOBER 31, 2023
STATE OF CALIFORNIA

SIGNED: MONTH DAY, 2021

Gensler
45 Fremont Street
Suite 1500
San Francisco, CA 94105
United States
Tel 415.433.3700
Fax 415.836.4599

BALLINGER
RESTAURANT EQUIPMENT, INC.
1415 FULTON ROAD #205-404
SANTA ROSA, CA 95403
(707) 291-0877

GAVILAN COLLEGE

NEW COLLEGE CAMPUS

505 FAIRVIEW ROAD
HOLLISTER, CA 95023

GAVILAN JOINT COMMUNITY COLLEGE DISTRICT

DSA APP NO. 01-119906

ARCH PROJECT NO:	1897.00
DRAWN BY:	LB
DRAWING SCALE:	1/4" = 1'-0"
PTN: N/A	FILE NO: 43-C4

DSA SUBMITTAL

FEBRUARY 4, 2022

SHEET TITLE

FOODSERVICE EQUIPMENT WALL BACKING PLAN

SHEET NUMBER

K4.0

BIMcloud: archiserver - BIMcloud Basic for ARCHICAD 22/1897.00 GAVILAN COLLEGE,9/29/2021:11:53 AM

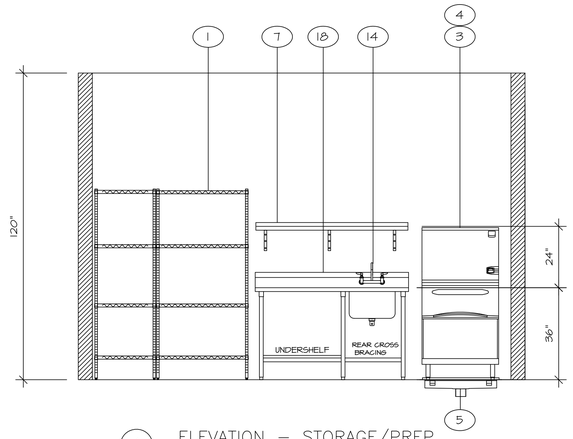

1 ELEVATION – STORAGE/PREP
1/2" = 1' – 0"

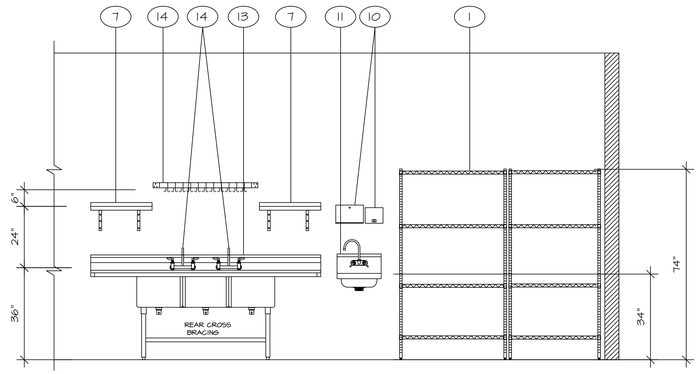

2 ELEVATION – STORAGE/POT SINK
1/2" = 1' – 0"

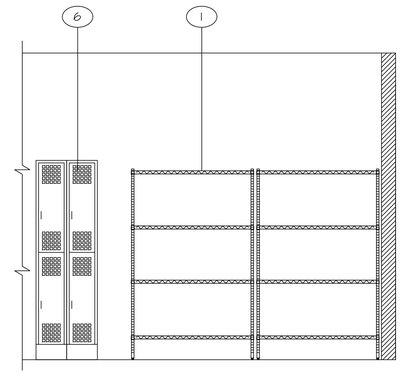

3 ELEVATION – STORAGE
1/2" = 1' – 0"

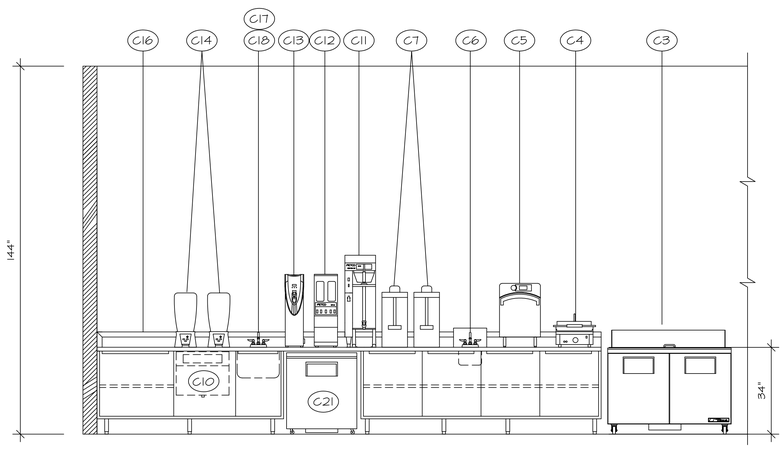

4 ELEVATION – CAFE BACK COUNTER
1/2" = 1' – 0"

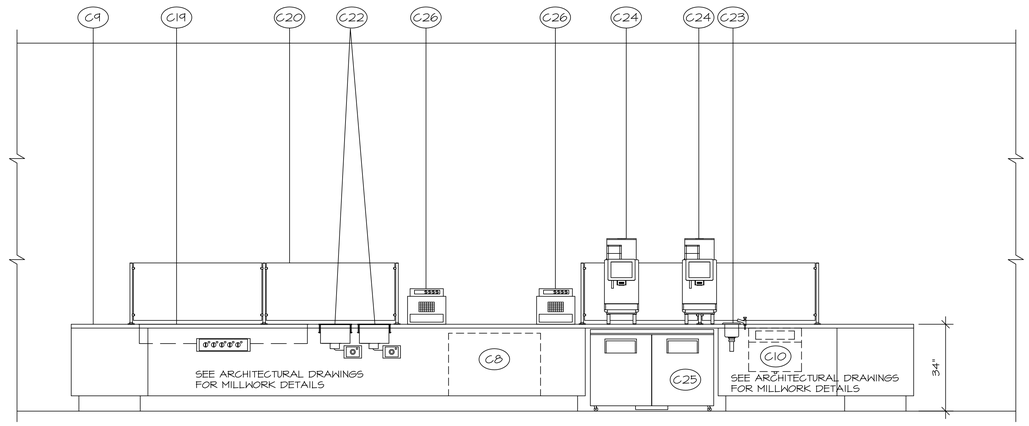

5 ELEVATION – CAFE FRONT COUNTER
1/2" = 1' – 0"

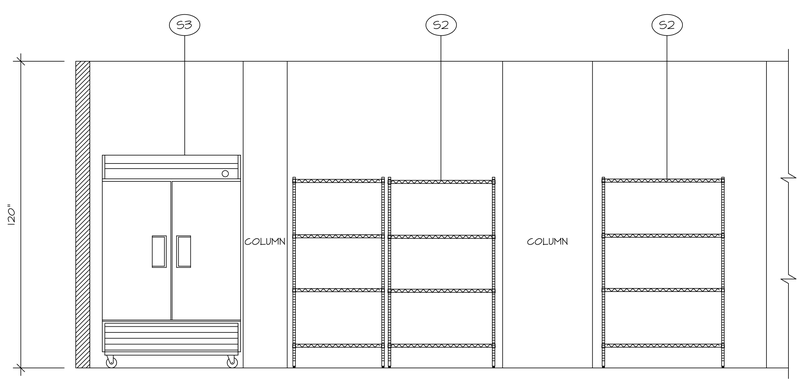

6 ELEVATION – STORAGE/REF
1/2" = 1' – 0"

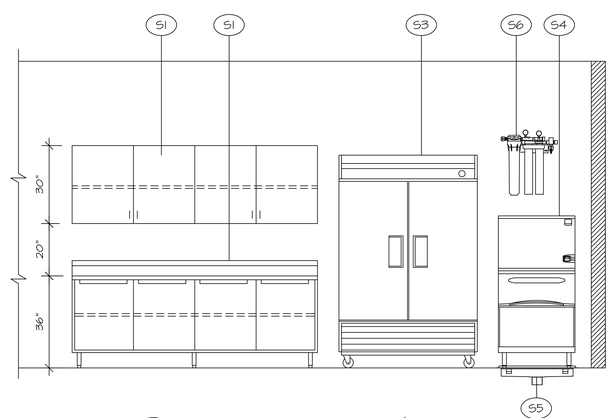

6 ELEVATION – STORAGE/REF
1/2" = 1' – 0"

QUATTROCCHI KWOK ARCHITECTS
Main:
636 Fifth Street, Santa Rosa, CA 95404
East Bay:
55 Harrison Street, Suite 525,
Oakland, CA 94607
(707) 576-0829

LICENSED ARCHITECT
AARON JOBSON
LICENSE # C30620
EXP OCTOBER 31, 2023
STATE OF CALIFORNIA

SIGNED: MONTH DAY, 2021

Gensler
45 Fremont Street
Suite 1500
San Francisco, CA 94105
United States
Tel 415.433.3700
Fax 415.836.4599

BALLINGER
RESTAURANT EQUIPMENT, INC.
1415 FULTON ROAD #205-404
SANTA ROSA, CA 95403
(707) 291-0877

GAVILAN COLLEGE

NEW COLLEGE CAMPUS

505 FAIRVIEW ROAD
HOLLISTER, CA 95023

GAVILAN JOINT COMMUNITY COLLEGE DISTRICT

DSA APP NO. 01-119906

ARCH PROJECT NO:	1897.00
DRAWN BY:	LB
DRAWING SCALE:	1/4" = 1'-0"
PTN: N/A	FILE NO: 43-C4

DSA SUBMITTAL
FEBRUARY 4, 2022

SHEET TITLE
FOODSERVICE EQUIPMENT ELEVATIONS

SHEET NUMBER
K5.0

BIMcloud: archiserver - BIMcloud Basic for ARCHICAD 22/1897.00 GAVILAN COLLEGE 9/29/2021 11:53 AM

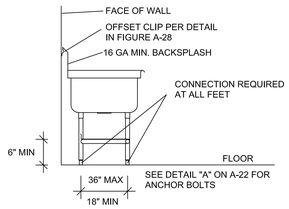

NOTE:
THE DETAILS SHOWN OF JOINTS AND SEAMS ARE GRAPHIC REPRESENTATION ONLY.

WALL ATTACHED SINK, WORKTABLE WITH WALL CLIP

A-2

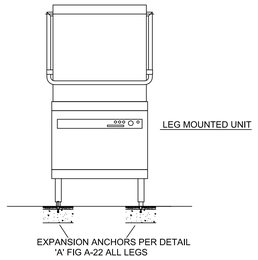

FLOOR MOUNTED APPLIANCE

A-8

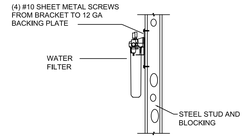

CONNECTIONS TO STEEL

WATER FILTER

WF

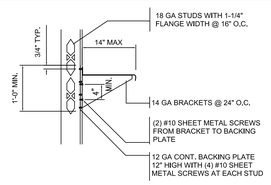

NOTE:
24" BRACKET SPACING BASED ON 50 PSF LIVE LOAD. MAY INCREASE BRACKET SPACING IN INVERSE PROPORTION TO LOADING. EXAMPLE: 25 PSF LIVE LOAD AT 4'-0" SPACING.

WALL MOUNTED SHELVES

A-17

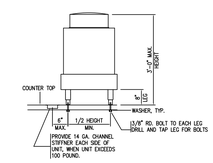

COUNTER TOP EQUIPMENT

A-18

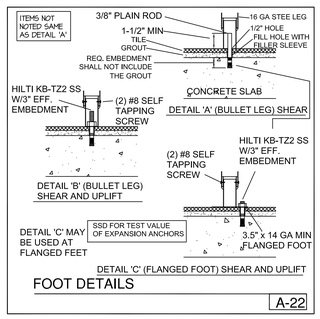

FOOT DETAILS

A-22

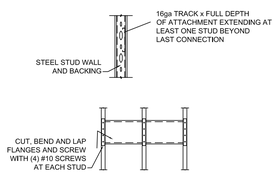

CONNECTIONS TO STEEL

WALL SUPPORT BACKING

A-24

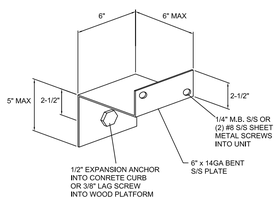

Z-CLIP DETAIL

A-26

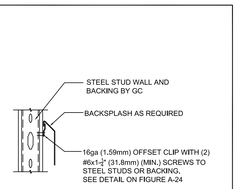

CONNECTIONS TO STEEL

OFF-SET CLIP DETAIL

A-28

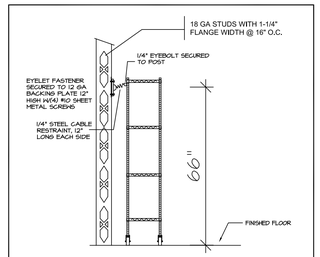

MOBILE SHELVING ANCHORAGE

M-3

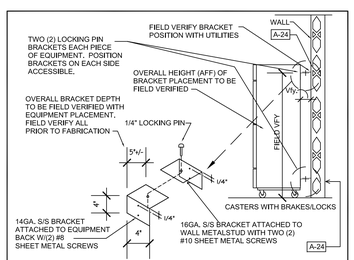

MOBILE REFRIGERATOR

B-4

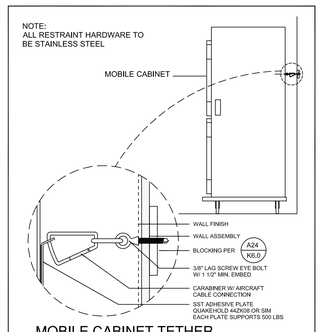

MOBILE CABINET TETHER

MC

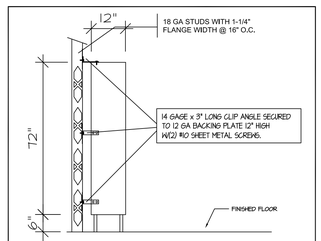

EMPLOYEE LOCKER ANCHORAGE DETAIL

L-1

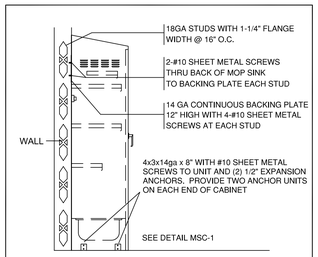

MOP SINK CABINET AGAINST WALL

MSC

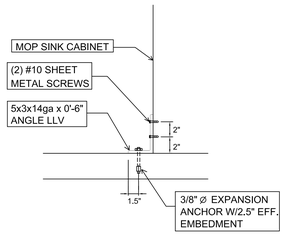

MOP SINK CABINET CLIP

MSC-1

QUATTROCCHI KWOK ARCHITECTS
Main:
636 Fifth Street, Santa Rosa, CA 95404
East Bay:
55 Harrison Street, Suite 525,
Oakland, CA 94607
(707) 576-0829

LICENSED ARCHITECT
AARON JOBSON
LICENSE # C30620
EXP OCTOBER 31, 2023
STATE OF CALIFORNIA

SIGNED: MONTH DAY, 2021

Gensler
45 Fremont Street
Suite 1500
San Francisco, CA 94105
United States
Tel 415.433.3700
Fax 415.836.4599

BALLINGER
RESTAURANT EQUIPMENT, INC.
1415 FULTON ROAD #205-404
SANTA ROSA, CA 95403
(707) 291-0877

GAVILAN COLLEGE

NEW COLLEGE CAMPUS

505 FAIRVIEW ROAD
HOLLISTER, CA 95023

GAVILAN JOINT COMMUNITY COLLEGE DISTRICT

DSA APP NO. 01-119906

ARCH PROJECT NO:	1897.00
DRAWN BY:	LB
DRAWING SCALE:	1/4" = 1'-0"
PTN: N/A	FILE NO: 43-C4

DSA SUBMITTAL

FEBRUARY 4, 2022

SHEET TITLE

FOODSERVICE EQUIPMENT ANCHORAGE DETAILS

SHEET NUMBER

K6.0

BIMcloud: archiserver - BIMcloud Basic for ARCHICAD 22/1897.00 GAVILAN COLLEGE;9/29/2021 11:53 AM

GENERAL LEGEND

GENERAL NOTATIONS

- XX/YY — ELEVATION OR BUILDING SECTION
  XX = DRAWING NUMBER
  YY = SHEET NUMBER
- XX/YY — SECTION CUT
  XX = DRAWING NUMBER
  YY = SHEET NUMBER
- XX/YY — DETAIL CALL OUT
  XX = DRAWING NUMBER
  YY = SHEET NUMBER
- B — *DETAIL SECTION CUT B*
- INDICATES STEPS AND SLOPES IN DECKS, ROOFS, & SLABS
- XXX'-YY" / T.O. SLAB — ELEVATION CALLOUT XXX'-YY" = OBJECT ELEVATION T.O. SLAB = T.O. (OR B.O.) OBJECT
- 1 — INDICATES ADDENDUM NUMBER
- INDICATES CHANGE FROM LAST ISSUE
- XX — *KEYED NOTE - SEE KEYED NOTES*
- TL = XXXK — *TRANSFER LOAD*
- *INDICATES EXTENTS*
- *BEAM POCKET*
- (M-1) — MECHANICAL UNITS - SEE MECH. FOR SIZE AND LOCATION
- *ARCHITECTURAL FINISH*
- *REMOVED ITEMS*
- *SHORING REQUIRED*

C.I.P. CONCRETE CONSTRUCTION

- *CIP CONCRETE WALL ABOVE*
- *PC/CIP CONCRETE WALL BELOW*
- *CIP CONCRETE COLUMN ABOVE*
- *PC/CIP CONCRETE COLUMN BELOW*

CIP BEAMS AND JOISTS ARE SHOWN THUS:

- XJYY - CONCRETE JOIST
- XBYY - CONCRETE BEAM
- X - INDICATES FLOOR ("1" FOR TYPICAL)
- YY - BEAM OR JOIST NUMBER

SEE SCHEDULES FOR REINF. BEAM MARK IS ON LEFT END OF BEAM AS YOU READ THE PLAN WHICH MATCHES THE LEFT END OF SCHEDULED BEAM

- *STEEL EMBED - SEE SCHED or DTL*

STEEL CONSTRUCTION

- *TRUSS*
- *BEAM/GIRDER*
- *JOIST*
- *BRACE OR KICKER*

SIZE]XX[C=Y"
RLK/RCK/RWK

STEEL BEAM NOTATION
]XX[=# OF STUDS FOR COMPOSITE BEAM
Y" = MIDSPAN CAMBER
RLK/RCK/RWK = GRAVITY REACTION KIPS (FACTORED)
RLK: REACTION AT LEFT SUPPORT
RCK: REACTION AT CENTER SUPPORT (FOR BEAMS W/ CENTER SUPPORT)
RWK: REACTION AT RIGHT SUPPORT

- X — # OF FRAME FASTENERS FOR GALVANIZED STEEL BEAMS FOR DECK ATTACHMENT
- *COLUMN ABOVE*
- *COLUMN BELOW*
- *SHEAR CONNECTION IN BEAM/GIRDER*
- *MOMENT CONNECTION AT BEAM SUPPORT*
- *MOMENT CONNECTION TO COLUMN*
- DIRECTION OF DECK SPAN
- OPN — BEAM PENETRATION - SEE BEAM PENETRATION SCHEDULE
- XXXK — AXIAL LOAD (ASD): "T" = TENSION, "C" = COMPRESSION
- T=C=### — "T/C" = TENSION & COMPRESSION
- COLLECTOR FORCE FOR CONNECTION IS LRFD INCLUDING Ωo*Fpx (K)

FOUNDATION & COLUMN KEYS

- HX or WX / P = XXXk / PE = ± XXXk — HX = HSS COL TYPE - SEE SCHEDULE
  WX = WF COL TYPE - SEE SCHEDULE
  P = SERVICE AXIAL LOAD, IN KIPS
  PE = ADD'L SEISMIC GRAVITY LOAD (LRFD) (APPLICABLE TO LATERAL COLUMNS ONLY)
  FXX = FTG TYPE - SEE SCHEDULE
  X'-X" = TOP OF FTG ELEVATION
- FXX / T/FTG=X'-X"
- HX or WX / P = XXXk / PE = ± XXXk — INDICATES WHERE COLUMN STARTS ABOVE, NOT ON PAD FOOTING
- S — S — *FOOTING/FOUNDATION STEP*
- Cxx — INDICATES COLUMN MARK WHERE COLUMN STARTS ABOVE FOUNDATION

COLD-FORMED STEEL CONSTRUCTION

- *TRUSS*
- *BEAM/GIRDER*
- *JOIST - OPEN WEBBED OR PRE-ENGINEERED TRUSS*
- *JOIST - SOLID*
- *DIRECTION OF JOIST SPAN*
- *LG WALL ABOVE*
- *LG WALL BELOW*

SCALE KEY

SCALE SHOWN		EQUIVALENT TRADITIONAL USA SCALE
1:384	----->	1/32"=1'-0"
1:256	----->	3/64"=1'-0"
1:192	----->	1/16"=1'-0"
1:128	----->	3/32"=1'-0"
1:96	----->	1/8"=1'-0"
1:64	----->	3/16"=1'-0"
1:48	----->	1/4"=1'-0"
1:32	----->	3/8"=1'-0"
1:24	----->	1/2"=1'-0"
1:16	----->	3/4"=1'-0"
1:12	----->	1"=1'-0"
1:8	----->	1 1/2"=1'-0"
1:6	----->	2"=1'-0"
1:4	----->	3"=1'-0"
1:3	----->	4"=1'-0"
1:2	----->	6"=1'-0"

STRUCTURAL ABBREVIATIONS

ABBREV.	DEFINITION	ABBREV.	DEFINITION
A.B.	anchor bolts	HK	hook
ADDNL	additional	HORZ	horizontal
A.F.F.	above finished floor	H.P.	high point
ALT	alternate	IF	inner face
ARCH	architectural	INT	interior
B, BOT	bottom	JT	joint
B.B.	bond beam	L, LEN	length
BL	brick ledge	LAT	lateral
BCX	bottom chord extension	LLH	long leg horizontal
BLDG	building	LLV	long leg vertical
BM	beam	LONG	longitudinal
BRG	bearing	L.P.	low point
B/S	both sides	MAS	masonry
BTWN	between	MAX	maximum
CJ	const./control joint	MECH	mechanical
CL,CLR	clear	MFR	manufacturer
CMU	conc. masonry unit	MIN	minimum
COL	column	MTL	metal
CONC	concrete	N.I.C.	not in contract
CONN	connection	NMWT	normal weight
CONST	construction	NOM	nominal
CONT	continuous	NS	normal sheathing
CTRL	control	OF	outer face
D/B	deck bearing	O.H.	opposite hand
DBA	deformed bar anchor		overhang
DET,DTL	detail	OPNG	opening
DIM	dimension	PAR	parapet
DK	deck	PC	precast
DS	diagonal sheathing	PL	plate
DWGS	drawings	REINF	reinforcement
DWL	dowel	REQD	required
EA	each	RET	retaining
EE	extended end	RWR	rake wall rafter
EF	each face	S.A.D.	see arch. drawings
EFF	effective	S.O.G.	slab on grade
EJ	expansion joint	SC	slip critical
EL,ELEV	elevation	SCHED	schedule
EOC	edge of concrete	SECT	section
EOD	edge of deck	SIM	similar
EOM	edge of masonry	SL	slab
EOS	edge of slab	SPA	spacing
EW	each way	SST	Simpson Strong Tie
EXIST	existing	STFNR	stiffener
EXP	expansion	STL	steel
EXT	exterior, extension	SUPPL	supplier
FDTN	foundation	SUPT	support
FF	finish floor	T	top
FL	floor	T/xx	top of xx
FOS	face of stud	THK	thick, thickness
FP	full penetration	TRAN	transverse
F/S	far side	TYP	typical
FTG	footing	UNO	unless noted otherwise
GB	grade beam	U.S.C.	under seperate contract
GEN	general	VERT	vertical
		V.I.F.	verify in field
		W	wide, width
		WWF	welded wire fabric

GAVILAN SHEET LIST

DSA Submittal 02/04/2022	80% CD Set 11/10/2021	50% CD Set 10/01/2021	100% DD Set 07/30/2021	SHEET NUMBER	SHEET NAME	LATEST DATE	COMMENTS
X	X	X	X	S-0.1	Sheet List, Legend, & Abbreviations	02/04/22	
X	X	X	X	S-0.2	General Notes	02/04/22	
X	X	X	X	S-0.3	Load Key Plans & Legend	02/04/22	
X				S-0.4	Collector Force Plan	02/04/22	
X	X	X	X	S-0.5	Axonometric Views	02/04/22	
X	X	X	X	S-1.1	Typical Concrete Details	02/04/22	
X	X	X	X	S-1.2	Typical Concrete Details	02/04/22	
X	X	X	X	S-1.11	Typical Steel Details	02/04/22	
X	X	X	X	S-1.21	Typical Cold-Formed Steel Details	02/04/22	
X	X	X	X	S-1.22	Typical Cold-Formed Steel Details	02/04/22	
X	X	X		S-1.31	CMU Trash Enclosure Plans & Elev	02/04/22	
X				S-1.32	CMU Trash Enclosure Details	02/04/22	
X	X	X	X	S-2.1	Foundation Plan Overall	02/04/22	
X	X	X	X	S-2.1.1	Foundation Plan - Sector A	02/04/22	
X	X	X	X	S-2.1.2	Foundation Plan - Sector B	02/04/22	
X	X	X	X	S-2.1.3	Foundation Plan - Sector C	02/04/22	
X	X	X		S-4.1	Roof Plan Overall	02/04/22	
X	X	X	X	S-4.1.1	Roof Plan - Sector A	02/04/22	
X	X	X	X	S-4.1.2	Roof Plan - Sector B	02/04/22	
X	X	X	X	S-4.1.3	Roof Plan - Sector C	02/04/22	
X				S-4.2	Enlarged Roof Plan - Soffit Level	02/04/22	
X				S-4.3	Enlarged Roof Plan - Overframe	02/04/22	
X	X	X	X	S-5.1	Building Sections	02/04/22	
X	X	X	X	S-5.2	Building Sections	02/04/22	
X	X	X	X	S-5.3	Building Sections	02/04/22	
X	X	X	X	S-5.4	Building Sections	02/04/22	
X	X	X		S-7.1	Footing Key Plan & Schedule	02/04/22	
X	X	X	X	S-7.2	Foundation Details	02/04/22	
X	X			S-7.3	Foundation Details	02/04/22	
X	X			S-7.11	Framing Details - Roof	02/04/22	
X	X			S-7.12	Framing Details - Roof	02/04/22	
X	X	X	X	S-7.21	Framing Details - Roof Overframe	02/04/22	
X	X	X	X	S-7.22	Framing Details - Roof Overframe	02/04/22	
X	X	X	X	S-7.23	Framing Details - Roof Overframe	02/04/22	
X	X			S-7.24	Framing Details - Roof Overframe	02/04/22	
X	X			S-7.25	Framing Details - Roof Overframe	02/04/22	
X	X			S-7.26	Framing Details - Roof Overframe	02/04/22	
X				S-7.27	Framing Details - Roof Overframe	02/04/22	
X				S-7.28	Framing Details - Roof Overframe	02/04/22	
X	X	X	X	S-7.31	Framing Details - Clerestory	02/04/22	
X	X	X	X	S-7.41	Lateral Frame Details	02/04/22	
X				S-7.42	Lateral Frame Details	02/04/22	
X				S-7.43	CoreBrace Notes	02/04/22	
X				S-7.44	CoreBrace Elevations & Schedules	02/04/22	
X				S-7.45	CoreBrace Details	02/04/22	

QUATTROCCHI KWOK ARCHITECTS
Main:
636 Fifth Street, Santa Rosa, CA 95404
East Bay:
55 Harrison Street, Suite 525,
Oakland, CA 94607
(707) 576-0829

Gensler
45 Fremont Street
Suite 1500
San Francisco, CA 94105
United States
Tel 415.433.3700
Fax 415.836.4599

Gregory P. Luth & Associates, Inc.
Structural Engineers and Builders
3350 Scott Blvd, Bldg. 48
Santa Clara, CA 95054
Telephone: 408 654-0475
Fax: 408 654-0476

REGISTERED PROFESSIONAL ENGINEER
GREGORY P. LUTH
S2718
Exp. 12/31/2022
STRUCTURAL
STATE OF CALIFORNIA

GAVILAN COLLEGE

NEW COLLEGE CAMPUS

505 FAIRVIEW ROAD
HOLLISTER, CA 95023

GAVILAN JOINT COMMUNITY COLLEGE DISTRICT

DSA APP NO. 01-119906

ARCH PROJECT NO: 1897.00
DRAWN BY: GPLA
DRAWING SCALE: AS SHOWN
PTN: 43-C4 FILE NO: N/A

DSA SUBMITTAL
FEBRUARY 4, 2022

SHEET TITLE
SHEET LIST, ABBREVIATIONS, & LEGEND

SHEET NUMBER
S-0.1

GENERAL APPLICATION

1. These drawings must be used in conjunction with the architectural, MEP, and site drawings on the project to clearly define all requirements for construction.
2. No Contractor should attempt to bid or construct any portion of this project without consulting the project architectural, mechanical, and electrical drawings and specifications.
3. All things that, in the opinion of the Contractor, appear to be deficiencies, omissions, contradictions or ambiguities in the structural plans and specifications shall be brought to the attention of the Structural Engineer. Plans and/or specifications will be corrected or written interpretations of the alleged deficiency, omission, contradiction or ambiguity will be made by the Structural Engineer before the affected work proceeds. Corrections or written interpretations shall be issued before affected work may proceed.
4. The Contractor shall inform the Structural Engineer, clearly and explicitly in writing of any deviation or substitution from requirements of the contract documents. Contractor shall not be relieved of any requirement of the contract documents by virtue of the Structural Engineer's review of shop drawings, project data, etc., unless the Contractor has clearly and explicitly informed the Structural Engineer in writing of any deviations or substitutions at time of submission.
5. All elevations are referenced to First floor elevation = 0'-0"
6. Project Description:
   This project consists of a one-story building and has a horizontal wing and a diagonal wing. The horizontal wing is approximately 275' long and 95' wide and the diagonal wing is approximately 190' long and 70' wide. Most of the roof is flat with an elevation of 14', except at the main entrance and Community Room. At these areas, the height of the building is 18' and has a roof overframe that reaches approximately 35' at the peak where a skylight oculus occurs.

   The building will consist of structural steel columns and beams with a BRB frame lateral system. The foundations are continuous exterior footings and continuous footings under the BRB frames. The interior individual HSS columns will have pad footings. The roof deck will be bare metal deck using 2" acoustic deck. Most of the structure will be exposed architecturally.

   The two prefabricated elements in the structure will be the BRB frames (prefabricated 10' wide frames) and the rebar cages for the footings.

   The exterior walls will be site built and has a 3' parapet above the top of the steel beam around the building.

DESIGN CRITERIA

1. Building Code: 2019 California Code of Regulations, Title 24, Part 2
2. Standards: Use latest editions if edition unspecified
   a. American Institute of Steel Construction (AISC)- Steel construction manual-AISC 360 & 341
   b. American Concrete Institute (ACI) – Building Code Requirements for Reinforced Concrete-ACI 318
   c. ACI-Specifications for Structural Concrete for Buildings-ACI 301
   d. Steel Deck Institute (SDI) – Specifications for Composite Steel Floor Deck and Steel Roof Deck
   e. AISI Cold Formed Steel Design Manual
3. In case of conflicts between codes and standards, the most stringent requirement shall govern. The contractor shall obtain copies of the above codes and standards and have them available on the jobsite at all times.
4. Wind Loading:
   a. Ultimate Wind Speed (3-second gust) = 103 MPH
      Nominal Design Wind Speed = 80 MPH
   b. Exposure Category: C
   c. Internal Pressure Coefficient = +/- 0.18
   d. Topographic Factor, Kzt = 1.0
   e. Ultimate Wind base shear
      East-West (Kips) 124 — North-South (Kips) 148
   f. Components & Cladding Ultimate Wind Pressure (psf)
      See C&C Wind Pressure Table on 2/S-0.3
5. Seismic Parameters:
   a. Response Modification Factor, R = 8.0
      (System: Buckling Restrained Braced Frame)
   b. System Over-strength factor Omega(0) = 2.5
   c. Risk Category = III
   d. Seismic Importance Factor, Ie = 1.25
   e. Site Class = D
   f. Seismic Design Category = E
   g. Mapped Spectral Accelerations:
      Ss = 2.199; S1 = 0.819
   h. Spectral Response Coefficients:
      SDS = 1.466; SD1 = 0.928
   i. Seismic Response Coefficients, Cs = 0.229
   j. Analysis Procedure used: Equivalent Lateral Force Procedure
   k. Horizontal irregularity Type 2
   l. Deflection Amplification Factor, Cd = 5.0
   m. Seismic base shear and Overturning Moment:
      Base Shear: 271 kips
      Overturning Moment : 4,072 k-ft
   n.

Level	Elev (ft)	Delta_m	Delta_allow
L.Roof	14	0.83"	2.52"
H.Roof	18	1.76"	3.24"

6. Gravity Load Parameters
   Refer to Load Key plans and Legend on S-0.3 for gravity loads and locations

SPECIFICATIONS

1. General Notes are not a substitute or a replacement for the project specifications. These notes are intended as a guide to the design and/or construction requirements established for this project.
2. No contractor should attempt to bid or construct any portion of the work without consulting the project specifications.

FOUNDATIONS

1. Minimum allowable soil bearing: 2,500 psf due to Dead Load
   3,000 psf due to Dead + Live Load
   3,300 psf for Load Combinations involving short-term loadings
2. Coefficient of friction: 0.30
3. Where bottom of adjacent footing are different, provide stepped footing.
4. Typical slab-on-grade to be 5" thick w/ #4@18"o.c. at mid-depth U.N.O. on plan.
5. GEOTECHNICAL ENGINEER:
   Ajay Singh, GE 3057
   Earth Systems Pacific
   500 Park Center Drive, Suite 1
   Hollister, CA 95023
   831-637-2133
6. Foundation design based on Geotechnical Engineering and Geologic Hazards Report for Gavilan College San Benito Campus, Fairview Road and Airline Highway, Hollister, CA prepared by Earth Systems Pacific dated July 30, 2021 and updated December 23, 2021.
7. See architectural and MEP drawings for depressed slabs, floor openings, inserts, etc.

CAST-IN-PLACE CONCRETE

1. Minimum concrete compressive strength at 28 days and unit weight:

	STRENGTH, PSI	WEIGHT, PCF	MAX AGGR SIZE	MAX W/C RATIO
Unless Noted Below	4000	145	3/4"	0.45
Footings and Grade Beams	4500	145	3/4"	0.45
Slabs on Grade	4500	145	3/4"	0.45
Slabs on Composite Deck	4000	110	3/8"	0.45
High Strength Grout	7000			

2. Concrete shall not be placed until reinforcing and embedded items have been inspected by the owner's independent inspection agency and/or the special inspector.
3. Clearance between reinforcing and concrete surfaces:
   a. Unformed - 3"
   b. Formed and exposed to weather or earth - 2" (#6 & bigger) 1-1/2" (#5 & smaller)
   c. Formed but not exposed to weather or earth:
      i. Columns, Beams, Girders - 1 1/2" to ties and/or stirrups
      ii. Walls, Slabs - 3/4" (for #11 bar and smaller)

   NOTE: Treat shotcrete as a formed surface for the clearances listed above.
4. Earth formed trenches may be used for footings and grade beams provided the side walls are stable against caving and approved by the project SEOR.
5. All construction joints shown on the drawings shall be incorporated into the structure unless their elimination is approved by the structural engineer. Additional joints required to facilitate construction shall be located at points of minimum shear and shall be detailed on reinforcing shop drawings. Reinforcing shall pass continuously through construction joints.
   a. Horizontal Joints: Where shown rough in sections or details roughen to 1/4" amplitude before concrete sets; elsewhere, clean, remove laitance and leave untroweled.
   b. Vertical Joints: Locate vertical joints and roughen to 1/4" amplitude before concrete sets in grade beams, and slabs midway between supports, U.N.O.
   c. Locate other joints as shown or noted.
6. Contractor shall include in his bid and shall furnish additional concrete due to wet concrete deflection of composite deck/beam system. Structure has been designed to accommodate an average of 1" overrun on the floors.
7. See architectural drawings for door and window openings, drip slots, reglets, masonry anchors, precast bearing ledges, and for miscellaneous embedded plates, bolts, anchors, etc.
8. Refer to architectural drawings for concrete finishes. Where finish is not specified, conform to requirements of project specifications.

REINFORCING STEEL

1. Reinforcing:
   a. Bars: ASTM A615-grade 60, except ASTM A706 -GR60 for reinforcing to be welded.
   b. Welded Wire Fabric: ASTM A185.
2. Unless noted, provide continuous reinforcing around corners and through construction joints
3. Provide standard hooks on bars terminating at a concrete face unless noted i.e.: edges of openings, slab edges, expansion joints, ends of beams, and ends of walls, etc. For ease of placement, standard hooks on bars larger than #6 may be replace with #6 class "B" lap except where hook on large bar is specifically called out.
4. Unless noted, splice continuous top and bottom bars as follows: Top bars at midspan, bottom bars over support.
5. Splice welded wire fabric by lapping one full mesh space plus 2".
6. Masonry dowels: Provide, place, and space to match masonry horizontal and vertical reinforcing.
7. Dowel abutting concrete members together unless poured monolithically. Dowels shall be equal in size and spacing to the reinforcing in the supported member except substitute #6 dowels for all reinforcing #7 and larger. Dowels shall extend to the far side of member and terminate with STD Hk where required to develop dowel

STRUCTURAL STEEL

1. Steel sections:

W8's thru W40's U.N.O.	A992 GR 50	50 ksi
Rolled channels & angles	A36	36 ksi
HSS Rectangular	A500 GR B	46 ksi
HSS Round	A500 GR C	46 ksi
Pipe Round	A53 GR B	36 ksi
Base plates and connection plates:		
Lateral frame gusset plates & others	A572	50 ksi
All other plates, U.N.O.	A572	50 ksi
Anchor Rods:		
Gravity Column Anchor rods	F1554	36 ksi
Lateral Column Anchor rods	F1554	105 ksi
All Else	A36	36 ksi

1a. Base plates 2 in. thick and thicker shall have a minimum Charpy V-notch toughness of 20 ft-lb at 70 degrees F, measured at any location permitted by ASTM A673, Frequency P, where the plate is used.
2. Structural steel has been designed in accordance with Load and Resistance (LRFD) Design procedures as required by "AISC Manual Of Steel Construction - Load And Resistance Design", unless noted otherwise. All beam shears, reactions, member forces, moments, etc. Shown on these drawings are unfactored loads conforming to requirements of AISC Allowance Stress Design (ASD), U.N.O.
3. Connection Design:
   a. The Structural Engineer of Record (SEOR) intends to provide all steel connection designs. Connection designs have been included in the contract documents.
   b. If a connection design is inadvertently omitted from contract documents the contractor shall (at contractors option & design are subjected to DSA approval.)
      i. Request specific, written connection design from the Structural Engineer
      ii. Propose a connection consistent with fabricator's preferred practice
   c. Contractor deviations from connection designs shown on the contract documents will be rejected unless contractor submits complete structural calculations for approval. Calculations shall be sealed by a Professional Engineer registered in the state of California, as well as DSA approval through CCD process.
4. Bolted connections:
   a. Minimum bolt diameter: 3/4" unless noted.
   b. Two bolts minimum per connected member.
   c. Use fully tensioned A325SC bolts for connections that are part of the SFRS, collectors and for other bracing, moment connections, cantilevers, tension members, roof panel connections, and at oversized or slotted holes where the force on the joint is not normal to the axis of the slot. Use A325N elsewhere.
   d. Snug tight bolts. Bolts in connections that are not slip critical, nor subject to tension, nor required to be fully tensioned bearing type connections need only be tightened to the snug tight condition. Snug tight condition is defined as the tightness that exists when all plies in a joint are in firm contact. This may be attained by a few impacts of an impact wrench or the full effort of a man using an ordinary spud wrench.
   e. A307 bolts may be used only where indicated.
   f. Oversized and long slotted holes permitted only where shown.
   g. Standard bolt hole diameter is bolt diameter + 1/16".
5. Welded connections:
   a. Electrodes: E70xx electrodes except E 70-T-4 electrodes not allowed.
   b. Fillet welds: AISC minimum but not less than 3/16", unless noted otherwise.
   c. Groove welds: full penetration, unless noted otherwise.
   d. Demand Critical Weld per AISC 341 section A3.4b with a minimum CVN toughness of 20ft-lb at 0 deg. F and 40 ft-lb at 70 deg. F shall be provided for connections that are part of Buckling-Restrained Braced Frames (BRBF) at the following locations :

      Column-to-base plate connection
      Beam-to-column connection
   e. Welds are continuous unless noted otherwise.
6. Shear studs: conform to AWS D1.1. Shop weld except where applied through composite deck.
7. No final bolting or welding shall be done until as much of the structure as will be stiffened thereby has been properly aligned.
8. Composite beam cambers are shown on plans. Camber tolerances shall be held to (+)1/4", (-)1/2" in place. Natural beam cambers should be oriented upward.
   a. Contractor shall survey in-place cambers after erection and prior to pouring slab and notify the structural engineer of all locations where tolerances are exceeded and provide the as-built camber at these locations.
9. All steel exposed to weather shall be hot-dipped galvanized.
10. Bucking Restrained Brace (BRB) is used as the Basis-of-Design for this project (DSA IR 22-4 section 1.1.2 Specifications). BRB Manufacturer:
    CoreBrace LLC
    5789 West Wells Park Rd., West Jordan, UT 84081

STEEL ROOF DECK

1. Comply with SDI specifications
2. Steel deck: Verco PLN-24 or equal, non-vented. Report # ER 2018. Minimum yield strength, 33 ksi.
3. Do not suspend point loads from deck including hangers for: ceilings, pipes, ducts, equipment, etc. Contractor installing such point loads shall provide sub-framing to transfer loads to structural members supporting deck.
4. Steel deck: minimum yield strength 33 ksi.
5. Depth, minimum steel gage and finish are shown on plan.
6. See plan for deck connection requirements.
   Puddle arc weld should have a minimum diameter of 0.5 inches, U.N.O.
7. G90 Galvanize shall be applied to exterior exposure deck.

COLD FORMED METAL FRAMING

1. All members shall be installed in accordance with the American Iron and Steel Institute (AISI) Specification for the Design of Cold-Formed Steel Structural Members". All framing members shall be formed from galvanized steel, G60, corresponding to the requirements of ASTM A446 with the following minimum yield strengths:

   12, 14, & 16 gage joists and studs: Grade D, 50ksi minimum yield

   18 gage and lighter: Grade A, 33ksi minimum yield
2. All members shown are standard designations of Steel Stud Manufacturers Association (SSMA). Design of members indicated on structural drawings is based upon minimum member properties published by SSMA.

Table of gages vs. minimum thickness:

Gage	Min. Design Thickness (in.)	Min. Design Thickness (mils.)
25	0.0188	18
22	0.0283	27
20	0.0346	33
18	0.0451	43
16	0.0566	54
14	0.0713	68
12	0.1017	97

3. All components to be fastened with self-drilling screws or welding.
4. ELECTRODES: E60xx ELECTRODES

MISCELLANEOUS NOTES

1. The Contractor is solely responsible for all safety regulations, programs and precautions related to all work on this project.
2. The Contractor is solely responsible for the protection of persons and property either on or adjacent to the project and shall protect it against injury, damage, or loss.
3. Means and methods of construction and erection of structural materials are solely the Contractor's responsibility.
4. The structure is designed to function as a unit upon completion of construction of the project and then, only to support the design loads indicated. The contractor is responsible for means, methods and sequence of construction and the adequacy of the structure to support loads occurring during construction of the project. Furnish all temporary bracing, shoring, and/or support as may be required.
5. Where supported slabs are to be used for staging or temporary storage area the contractor shall verify that unit loads do not exceed the design loads for the supporting slabs. Refer to sheet S-0.4 for Load Key Plans and Legend for design loads.
6. No openings, or any change in size, dimension or location shall be made in any structural element without written approval of the Structural Engineer.
7. Where dimensions or weights of M.E.P. equipment or systems are variable from manufacturer to manufacturer, verify dimensions and weights shown on drawings with selected manufacturer prior to ordering materials. Notify SEOR of discrepancies.
8. Do not place equipment when shipping or operating weight exceeds weight indicated on structural drawings.
9. Some openings that are 1'-0" or less are generally not shown on the structural drawings. Refer to drawings of other consultants for such openings.
10. Show all openings through structural members on shop drawings and submit for review. Openings not shown on structural drawings are subject to acceptance and shall be specifically indicated for review and acceptance.

    Verify elevator pit dimensions, locations, loadings, and details with the elevator supplier prior to the fabrication and/or installation of any material.

    Fireproofing of structural elements is not shown on the structural drawings. Refer to the specifications and architectural drawings for fire rating requirements.

    Do not scale these drawings, use the dimensions shown.

    See DSA-103 form for statement of structural testing & special inspection of CBC 2019.

    No structural modifications, alterations, or repairs shall be made without prior review by SEOR and approved by DSA. Submit details and calculations prepared by a professional engineer registered in state where project is located and employed by contractor.

Description	Design Values
Dead and Live Loads	
First Floor	5" Slab on Grade
Roof Live Load	20 psf
Roof Dead Load - Includes 4 psf for PV panel allowance	26 psf
Allowable Soil Pressure	
DL + LL (Concrete Footing)	3,000 psf
DL + LL + Seismic (Concrete Footing) - for ASD Load Combinations per 2019 CBC section 1605A.3	3,300 psf
Roof Snow Load	
Ground Snow Load, Pg	0 psf
Flood Design	
Flood Hazard Area ☐ YES ☒ NO	
Wind Design	
Basic Wind Speed (3 second gust), V_ult = 103 mph min for RC III. V_ult = Ultimate Wind Speed per ASCE 7-16	103 mph
Risk Category:	☐ II ☒ III
Exposure Category:	☒ C ☐ D
Topographic Factor, Kzt	1
Internal Pressure Coefficient, GCpi (if applicable)	+/- 0.18
Seismic Design	
Lateral Force-Resisting System	BRBF
Analysis Procedure	ELF
Seismic Design Category (SDC)	☐ D ☒ E
Seismic Important Factor, Ie	☐ 1.0 ☒ 1.25
Base Shear: Sector A = 54 k; Sector B = 150 k; Sector C = 67 k; Total V =	271 kips
Seismic Response Coefficient, Cs	0.229
Response Modification Factor, R	8
Site Class	☒ D ☐ E
Mapped spectral response acceleration at short period, Ss	2.199 g
Short-period site coefficient, Fa	1.0
Design spectral response acceleration at short period, Sds	1.466 g
Mapped spectral response acceleration at 1 second period, S1	0.819 g
Long-period site coefficient, Fv	1.7
Design spectral response acceleration at 1 second period, Sd1	0.928 g
Horizontal or vertical irregularities type(s)	Horizontal Irregularity Type 2 - Reentrant Corner
Redundancy Factor, Rho	1.0

QUATTROCCHI KWOK ARCHITECTS
Main:
636 Fifth Street, Santa Rosa, CA 95404
East Bay:
55 Harrison Street, Suite 525,
Oakland, CA 94607
(707) 576-0829

Gensler
45 Fremont Street
Suite 1500
San Francisco, CA 94105
United States
Tel 415.433.3700
Fax 415.836.4599

Gregory P. Luth & Associates, Inc.
Structural Engineers and Builders
3350 Scott Blvd, Bldg. 48
Santa Clara, CA 95054
Telephone: 408 654-0475
Fax: 408 654-0476

REGISTERED PROFESSIONAL ENGINEER
GREGORY P. LUTH
S2718
Exp. 12/31/2022
STRUCTURAL
STATE OF CALIFORNIA

GAVILAN COLLEGE

NEW COLLEGE CAMPUS

505 FAIRVIEW ROAD
HOLLISTER, CA 95023

GAVILAN JOINT COMMUNITY COLLEGE DISTRICT

DSA APP NO. 01-119906
ARCH PROJECT NO: 1897.00
DRAWN BY: GPLA
DRAWING SCALE: AS SHOWN
PTN: 43-C4 FILE NO: N/A

DSA SUBMITTAL
FEBRUARY 4, 2022

SHEET TITLE
GENERAL NOTES

SHEET NUMBER
S-0.2

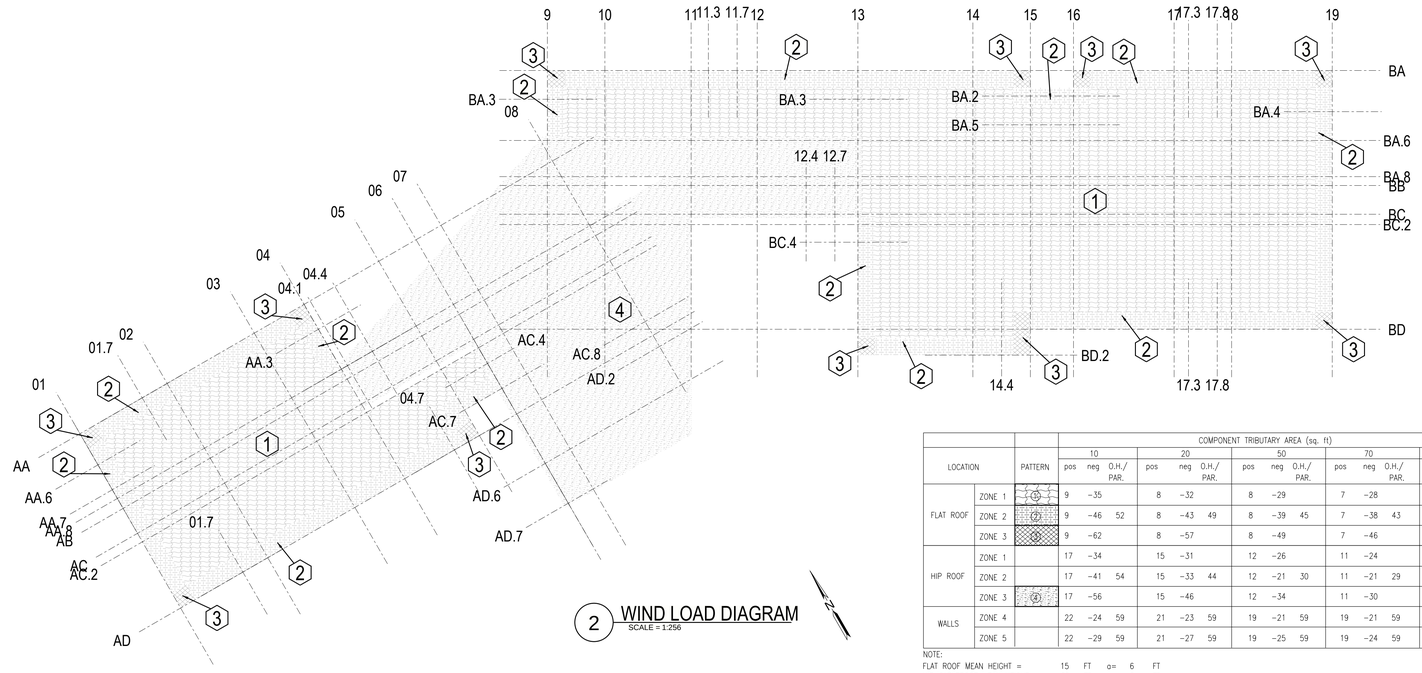

2 WIND LOAD DIAGRAM
SCALE = 1:256

LOCATION		PATTERN	COMPONENT TRIBUTARY AREA (sq. ft) 10 pos	10 neg	10 O.H./PAR.	20 pos	20 neg	20 O.H./PAR.	50 pos	50 neg	50 O.H./PAR.	70 pos	70 neg	70 O.H./PAR.	100 pos	100 neg	100 O.H./PAR.
FLAT ROOF	ZONE 1		9	−35		8	−32		8	−29		7	−28		7	−27	
	ZONE 2		9	−46	52	8	−43	49	8	−39	45	7	−38	43	7	−36	41
	ZONE 3		9	−62		8	−57		8	−49		7	−46		7	−43	
HIP ROOF	ZONE 1		17	−34		15	−31		12	−26		11	−24		10	−22	
	ZONE 2		17	−41	54	15	−33	44	12	−21	30	11	−21	29	10	−20	27
	ZONE 3		17	−56		15	−46		12	−34		11	−30		10	−24	
WALLS	ZONE 4		22	−24	59	21	−23	59	19	−21	59	19	−21	59	19	−20	59
	ZONE 5		22	−29	59	21	−27	59	19	−25	59	19	−24	59	19	−23	59

NOTE:
FLAT ROOF MEAN HEIGHT = 15 FT a= 6 FT
HIP/GABLEROOF MEAN HEIGHT = 25 FT a= 6 FT

C&C WIND PRESSURE TABLE

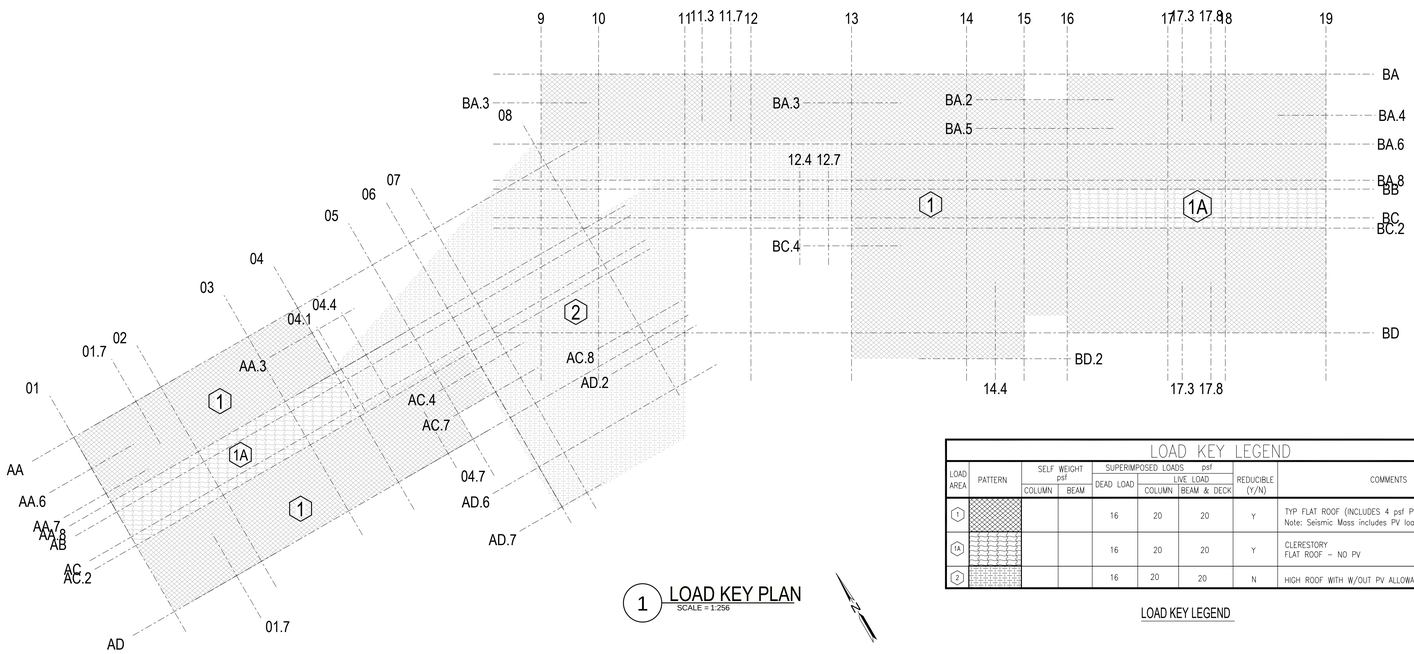

1 LOAD KEY PLAN
SCALE = 1:256

LOAD AREA	PATTERN	SELF WEIGHT psf COLUMN	SELF WEIGHT psf BEAM	SUPERIMPOSED LOADS psf DEAD LOAD	LIVE LOAD COLUMN	LIVE LOAD BEAM & DECK	REDUCIBLE (Y/N)	COMMENTS
1				16	20	20	Y	TYP FLAT ROOF (INCLUDES 4 psf PV LOAD ALLOWANCE) Note: Seismic Mass includes PV load of 4psf over whole roof)
1A				16	20	20	Y	CLERESTORY FLAT ROOF - NO PV
2				16	20	20	N	HIGH ROOF WITH W/OUT PV ALLOWANCE

LOAD KEY LEGEND

QUATTROCCHI KWOK ARCHITECTS
Main:
636 Fifth Street, Santa Rosa, CA 95404
East Bay:
55 Harrison Street, Suite 525,
Oakland, CA 94607
(707) 576-0829

Gensler
45 Fremont Street
Suite 1500
San Francisco, CA 94105
United States
Tel 415.433.3700
Fax 415.836.4599

Gregory P. Luth & Associates, Inc.
Structural Engineers and Builders
3350 Scott Blvd. Bldg. 48
Santa Clara, CA 95054
Telephone: 408 654-0475
Fax: 408 654-0476

REGISTERED PROFESSIONAL ENGINEER
GREGORY P. LUTH
S2718
Exp. 12/31/2022
STRUCTURAL
STATE OF CALIFORNIA

GAVILAN COLLEGE

NEW COLLEGE CAMPUS

505 FAIRVIEW ROAD
HOLLISTER, CA 95023

GAVILAN JOINT COMMUNITY COLLEGE DISTRICT

DSA APP NO. 01-119906

ARCH PROJECT NO: 1897.00
DRAWN BY: GPLA
DRAWING SCALE: AS SHOWN
PTN: 43-C4 FILE NO: N/A

DSA SUBMITTAL

FEBRUARY 4, 2022

SHEET TITLE

LOAD KEY PLANS & LEGEND

SHEET NUMBER

S-0.3

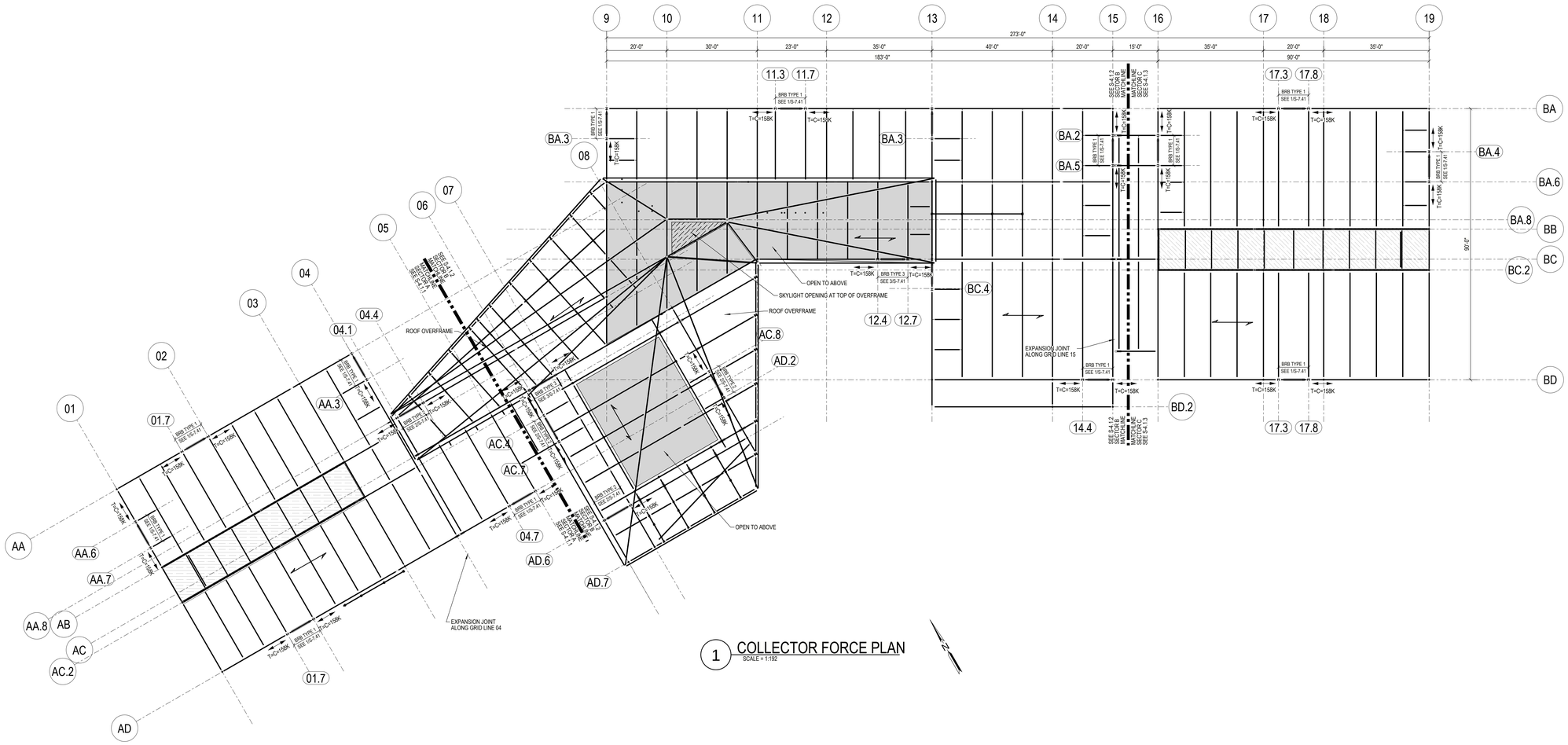

1 COLLECTOR FORCE PLAN
SCALE = 1:192

QUATTROCCHI KWOK
ARCHITECTS
Main:
636 Fifth Street, Santa Rosa, CA 95404
East Bay:
55 Harrison Street, Suite 525,
Oakland, CA 94607
(707) 576-0829

Gensler
45 Fremont Street
Suite 1500
San Francisco, CA 94105
United States
Tel 415.433.3700
Fax 415.836.4599

Gregory P. Luth & Associates, Inc.
Structural Engineers and Builders
3350 Scott Blvd, Bldg. 48
Santa Clara, CA 95054
Telephone: 408 654-0475
Fax: 408 654-0476

REGISTERED PROFESSIONAL ENGINEER
GREGORY P. LUTH
S2718
Exp. 12/31/2022
STRUCTURAL
STATE OF CALIFORNIA

GAVILAN COLLEGE

NEW COLLEGE CAMPUS

505 FAIRVIEW ROAD
HOLLISTER, CA 95023

GAVILAN JOINT
COMMUNITY
COLLEGE DISTRICT

DSA APP NO. 01-119906

ARCH PROJECT NO:	1897.00
DRAWN BY:	GPLA
DRAWING SCALE:	AS SHOWN
PTN: 43-C4	FILE NO: N/A

DSA SUBMITTAL

FEBRUARY 4, 2022

SHEET TITLE

COLLECTOR
FORCE
PLAN

SHEET NUMBER

S-0.4

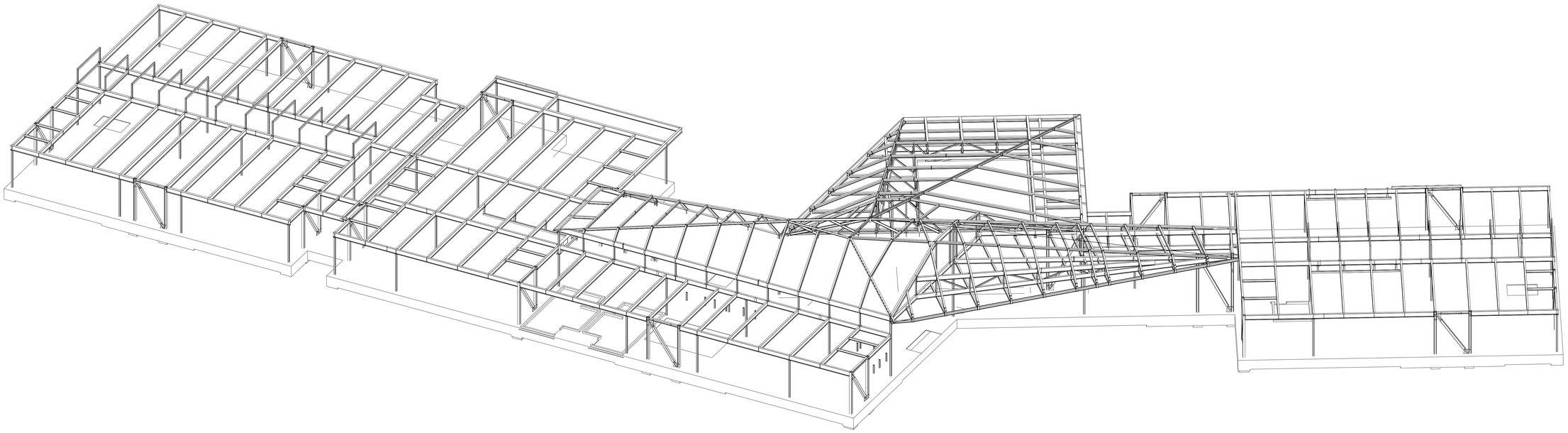

2 AXONOMETRIC VIEW

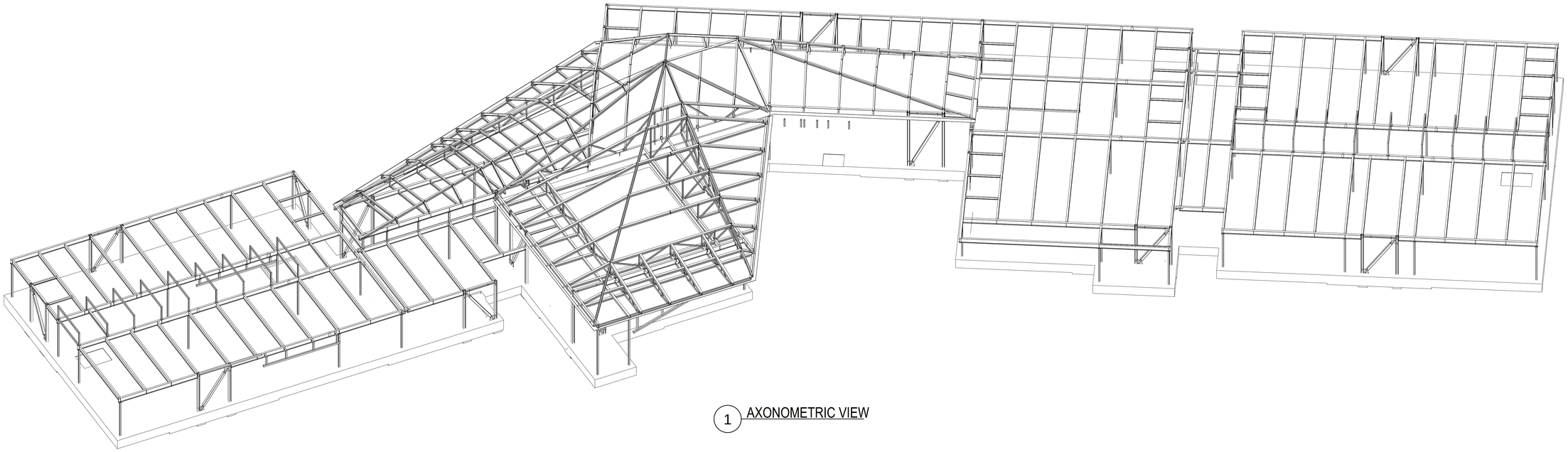

1 AXONOMETRIC VIEW

QUATTROCCHI KWOK ARCHITECTS
Main:
636 Fifth Street, Santa Rosa, CA 95404
East Bay:
55 Harrison Street, Suite 525,
Oakland, CA 94607
(707) 576-0829

Gensler
45 Fremont Street
Suite 1500
San Francisco, CA 94105
United States
Tel 415.433.3700
Fax 415.836.4599

Gregory P. Luth & Associates, Inc.
Structural Engineers and Builders
3350 Scott Blvd. Bldg. 48
Santa Clara, CA 95054
Telephone: 408 654-0475
Fax: 408 654-0476

REGISTERED PROFESSIONAL ENGINEER
GREGORY P. LUTH
S2718
Exp. 12/31/2022
STRUCTURAL
STATE OF CALIFORNIA

GAVILAN COLLEGE

NEW COLLEGE CAMPUS

505 FAIRVIEW ROAD
HOLLISTER, CA 95023

GAVILAN JOINT COMMUNITY COLLEGE DISTRICT

DSA APP NO. 01-119906

ARCH PROJECT NO:	1897.00
DRAWN BY:	GPLA
DRAWING SCALE:	AS SHOWN
PTN: 43-C4	FILE NO: N/A

DSA SUBMITTAL

FEBRUARY 4, 2022

SHEET TITLE

AXONOMETRIC VIEWS

SHEET NUMBER

S-0.5

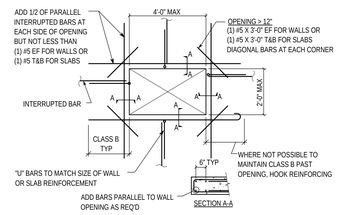

NOTES:
1. SEE WALL ELEVATIONS OR PLANS FOR REINFORCEMENT AT LARGER OPENINGS.
2. CLUSTERS OF SMALL HOLES WHOSE OVERALL MEASUREMENT EXCEEDS 1'-0" SHOULD BE REINFORCED AS ONE OPENING.
3. NO OPENING IN SLAB IS TO BE LOCATED CLOSER THAN 30" FROM COLUMN FACE UNLESS APPROVED BY THE STRUCTURAL ENGINEER.
4. FOR OPENINGS IN PT SLABS, SEE TYP PT DETAILS

6 TYPCONCRETE REINF AT OPENINGS IN WALLS AND SLABS
SCALE = 1:96

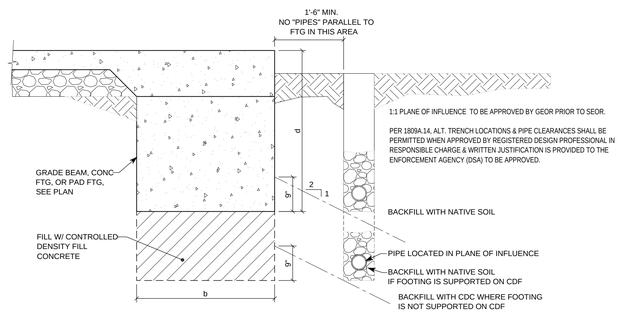

5 TYP CONC TRENCHING ADJACENT TO FOOTING
SCALE = 1:96

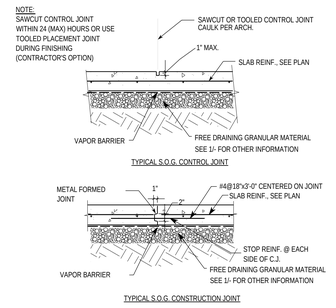

PROVIDE CONTROL JOINTS AT 15 FT. C/C EACH WAY MAXIMUM SPACING. CONSTRUCTION JOINTS CAN REPLACE CONTROL JOINTS.

3 TYP CONCRETE STANDARD SOG JOINTING
SCALE = 1:96

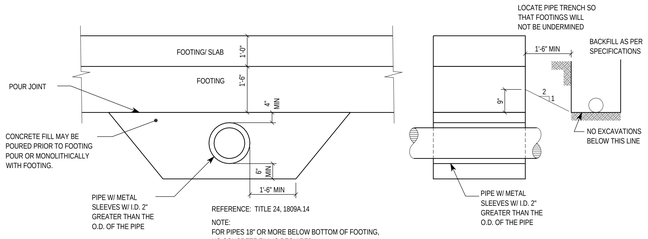

REFERENCE: TITLE 24, 1809A.14

NOTE:
FOR PIPES 18" OR MORE BELOW BOTTOM OF FOOTING, NO CONCRETE FILL IS REQUIRED. COMPACT SOIL AS REQUIRED.

4D TYPICAL PIPE TRENCH/ FOOTING DETAIL

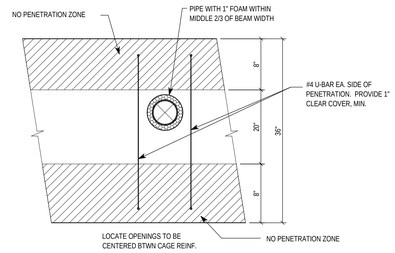

4C PERMISSABLE LOCATIONS - PLAN VIEW

LIMITATIONS:
1) MAXIMUM PIPE SIZE = MIN(12",D/3). FOR LARGER PIPES CONTACT ARCHITECT/ ENGINEER FOR SPECIFIC DETAILS.
2) MINIMUM SPACING BETWEEN PIPES = 3x PIPE DIAMETER O.C.
3) STIRRUPS IN CAGES MAY BE BUNDLED IN TWO WHERE PENETRATION OCCURS. PROVIDE #4 U-BAR EA. SIDE OF PENETRATION.

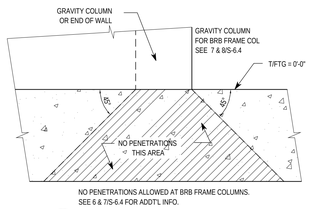

NO PENETRATIONS ALLOWED AT BRB FRAME COLUMNS. SEE 6 & 7/S-6.4 FOR ADDT'L INFO.

4B NO PENETRATION ZONE - ELEVATION

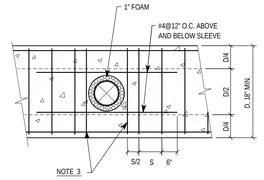

4A ELEVATION - PENETRATION THROUGH MIDDLE THIRD OF GRADE BEAM

4 TYP CONCRETE GUIDELINES FOR GB PENETRATIONS
SCALE = 1:96

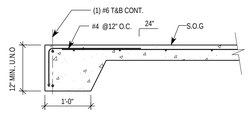

2 TYP CONCRETE SOG TURNDOWN
SCALE = 1:96

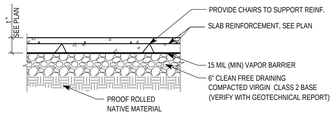

1 TYPICAL CONCRETE SLAB-ON-GRADE

QUATTROCCHI KWOK ARCHITECTS
Main:
636 Fifth Street, Santa Rosa, CA 95404
East Bay:
55 Harrison Street, Suite 525,
Oakland, CA 94607
(707) 576-0829

Gensler
45 Fremont Street
Suite 1500
San Francisco, CA 94105
United States
Tel 415.433.3700
Fax 415.836.4599

Gregory P. Luth & Associates, Inc.
Structural Engineers and Builders
3350 Scott Blvd, Bldg. 48
Santa Clara, CA 95054
Telephone: 408 654-0475
Fax: 408 654-0476

REGISTERED PROFESSIONAL ENGINEER
GREGORY P. LUTH
S2718
Exp. 12/31/2022
STRUCTURAL
STATE OF CALIFORNIA

GAVILAN COLLEGE

NEW COLLEGE CAMPUS

505 FAIRVIEW ROAD
HOLLISTER, CA 95023

GAVILAN JOINT COMMUNITY COLLEGE DISTRICT

DSA APP NO. 01-119906

ARCH PROJECT NO:	1897.00
DRAWN BY:	GPLA
DRAWING SCALE:	AS SHOWN
PTN: 43-C4	FILE NO: N/A

DSA SUBMITTAL

FEBRUARY 4, 2022

SHEET TITLE

TYPICAL CONCRETE DETAILS

SHEET NUMBER

S-1.1

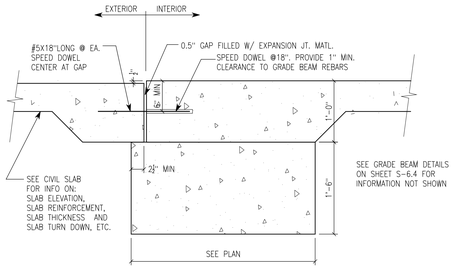

5 TYP DOWEL AT INTERIOR & EXTERIOR INTERFACE
SCALE = 1:96

60 KSI REINFORCING BARS

CONCRETE STRENGTH	fc = 4000 PSI			
CLASS OF LAP SPLICE	CLASS "A"		CLASS "B"	
BAR SIZE / CASE	TOP BARS	OTHER BARS	TOP BARS	OTHER BARS
#3	19	15	25	19
#4	25	19	33	25
#5	31	24	41	31
#6	37	29	49	37
#7	54	42	71	54
#8	62	48	81	62
#9	70	54	91	70
#10	79	61	102	79
#11	87	67	114	87

LAP SPLICE LENGTH UNIT: INCHES

NOTES:
1. UNLESS SPECIFICALLY INDICATED OTHERWISE ON THE CONTRACT DRAWINGS, USE THE TABULATED MINIMUM LAP SPLICE LENGTH FOR CLASS "B" SPLICE ABOVE, MULTIPLY BY APPLICABLE FACTOR(S) LISTED BELOW.
2. TOP BARS ARE HORIZONTAL BARS WITH MORE THAN 12 INCH OF CONCRETE CAST BELOW THE BARS.
3. WHERE LIGHTWEIGHT AGGREGATE CONCRETE IS USED, INCREASE LAP SPLICE LENGTH BY 33%.
4. WHERE EPOXY COATED REINFORCEMENT IS USED, INCREASE LAP SPLICE LENGTH BY 50%.

4 TYP CONC REINF BAR TENSION LAP SPLICES
SCALE = 1:96

CARBON STEEL EXPANSION ANCHORS IN 2500 PSI TO 8000 PSI CONCRETE						
ANCHOR TYPE	ANCHOR & PILOT HOLE DIAMETER	MINIMUM EMBEDMENT H_{nom}	MINIMUM EDGE DISTANCE C_{min}	MINIMUM SPACING S_{min}	MINIMUM CONCERETE THICKNESS H_{min}	MAX INSTALLATION TORQUE (FT-LB)
SIMPSON STRONG-BOLT 2 (ICC-ESR 3037)	3/8"	1 7/8"	6"	3"	4"	30
	1/2"	2 3/4"	7"	7"	5"	60
	5/8"	3 3/8"	6 1/2"	5"	6"	90
	3/4"	4 1/8"	6 1/2"	8"	8 3/4"	150
	1"	5 1/4"	8"	8"	8 3/4"	230
HILTI KWIK BOLT TZ2 (ICC-ESR 4266)	3/8"	2 1/2"	2 1/2"	6"	4"	30
	1/2"	3"	2 3/4"	5 1/2"	4"	40
	5/8"	3 3/4"	3 1/2"	5 1/2"	5 1/2"	50
	3/4"	4 1/2"	4"	5 3/4"	6"	110
DEWALT POWER-STUD+ SD2 (ICC-ESR 2502)	3/8"	2 3/8"	2 1/2"	3 1/2"	4"	20
	1/2"	2 1/2"	4"	6"	4 1/2"	40
	5/8"	3 7/8"	4 1/4"	4 1/4"	5 3/4"	60
	3/4"	4 1/2"	5"	6"	7"	110

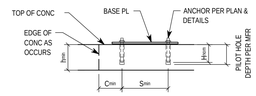

NOTES:

1) INSTALL EXPANSION ANCHORS PER MANUFACTURER'S INFORMATION AND ICC REPORT INSTRUCTIONS.

2) ACCEPTABLE ANCHORS ARE: SIMPSON STRONG-BOLT 2, ICC ESR-3037; HILTI KB-TZ2, ICC ESR-4266; DEWALT POWER-STUD+ SD2, ICC-ESR 2502 OR APPROVED EQUAL UNLESS SPECIFICALLY NOTED OTHERWISE ON DRAWINGS.

3) WHEN INSTALLING DRILLED-IN ANCHORS IN EXISTING REINFORCED CONCRETE, USE CARE AND CAUTION TO AVOID CUTTING OR DAMAGING THE EXISTING REINFORCING BARS. MAINTAIN REASONABLE CLEARANCE BETWEEN REINFORCEMENT AND THE DRILLED-IN ANCHOR.

4) THE SPECIAL INSPECTOR MUST VERIFY ANCHOR TYPE, ANCHOR DIMENSIONS, HOLE CLEANLINESS, EMBEDMENT DEPTH, CONCRETE TYPE, CONCRETE COMPRESSION STRENGTH, DRILL BIT DIAMETER, HOLE DEPTH, EDGE DISTANCE(S), ANCHOR SPACING(S), CONCRETE THICKNESS, AND TIGHTENING TORQUE.

5) TEST ANCHORS IN ACCORDANCE WITH 2019 CBC SECTION 1910A.5 .

2 TYP EXPANSION ANCHOR IN CONCRETE
SCALE = 1:96

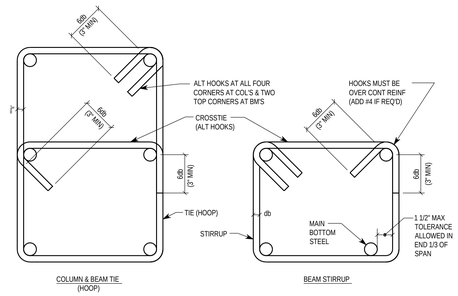

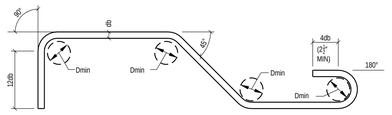

PRINCIPAL REINF

Dmin = 6 db FOR #3 THRU #8
Dmin = 8 db FOR #9 THRU #11
Dmin = 10 db FOR #14 THRU #18

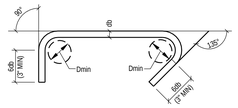

CROSSTIES & STIRRUPS

Dmin = 1 1/2" FOR #3
Dmin = 2" FOR #4
Dmin = 2 1/2" FOR #5

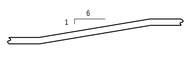

MAX OFFSET BEND

NOTE:
1. ALL BENDS SHALL BE MADE COLD.

3 TYP REINFORCING HOOKS & BENDS
SCALE = 1:96

SCREW ANCHOR IN 2500 TO 8500 PSI CONCRETE							
ANCHOR TYPE	ANCHOR & PILOT HOLE DIAMETER	MINIMUM EMBEDMENT H_{nom}	MINIMUM EDGE DISTANCE C_{min}	MINIMUM SPACING S_{min}	MINIMUM CONCERETE DEPTH H_{min}	INSTALL TORQUE (FT-LB)	MAX INSTALLATION TORQUE (FT-LB)
SIMPSON TITEN HD (ESR-2713)	3/8"	2 1/2"	1 3/4"	3"	4"	10	50
	1/2"	3 1/4"	1 3/4"	3"	5"	10	65
	5/8"	4"	1 3/4"	3"	6"	10	100
	3/4"	5 1/2"	1 3/4"	3"	8 3/4"	20	150
HILTI KH-EZ (ESR-3027)	3/8"	2 1/2"	1 3/4"	3"	4"	10	40
	1/2"	4"	1 3/4"	3"	4 3/4"	10	45
	5/8"	3 1/4"	1 3/4"	4"	5"	10	85
	3/4"	4"	1 3/4"	4"	6"	20	115
DEWALT SCREWBOLT+ (ESR-3889)	3/8"	2 1/2"	1 3/4"	2"	4"	10	20
	1/2"	3"	1 3/4"	2 3/4"	5 1/4"	10	40
	5/8"	3 1/4"	1 3/4"	2 3/4"	5 1/4"	10	60
	3/4"	4 1/4"	1 3/4"	3"	6"	70	150

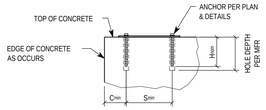

NOTES:

1) INSTALL SCREW ANCHORS PER MANUFACTURER'S INFORMATION AND ICC REPORT INSTRUCTIONS. SPECIAL INSPECTION IS REQUIRED PER SECTION 1705A OF THE CBC AND THE REQUIREMENTS OF THE ICC REPORTS. INSTALLED ANCHORS SHALL BRING CONNECTED PLIES INTO FIRM CONTACT, MEETING THE INSTALL TORQUE BUT NOT EXCEEDING THE MAXIMUM INSTALL TORQUE.

2) ACCEPTABLE SCREW ANCHORS ARE: SIMPSON TITEN HD, ICC ESR-2713; HILTI KH-EZ, ICC ESR-3027; DEWALT SCREW BOLT+, ICC ESR-3889 OR APPROVED EQUAL UNLESS SPECIFICALLY NOTED OTHERWISE ON DRAWINGS.

3) CONTRACTOR TO VERIFY MINIMUM EDGE DISTANCES, SPACING AND THICKNESS ARE IN ACCORDANCE WITH SCHEDULE PRIOR TO INSTALLING ANCHOR.

4) HOLES TO BE DRILLED WITH ROTARY DRILL ONLY. WHEN INSTALLING DRILLED-IN ANCHORS IN EXISTING REINFORCED CONCRETE, USE CARE AND CAUTION TO AVOID CUTTING OR DAMAGING THE EXISTING REINFORCING BARS. MAINTAIN A REASONABLE CLEARANCE BETWEEN REINFORCEMENT AND THE DRILLED-IN ANCHOR.

5) THE SPECIAL INSPECTOR MUST VERIFY ANCHOR TYPE, ANCHOR DIMENSIONS, HOLE CLEANLINESS, EMBEDMENT DEPTH, CONCRETE TYPE, CONCRETE COMPRESSION STRENGTH, DRILL BIT DIAMETER, HOLE DEPTH, EDGE DISTANCE(S), ANCHOR SPACING(S), CONCRETE THICKNESS, AND TIGHTENING TORQUE.

6) TEST ANCHORS IN ACCORDANCE WITH 2019 CBC SECTION 1910A.5 .

7) INSTALL IN DRY INTERIOR LOCATIONS ONLY. REUSE OF SCREW ANCHORS OR ANCHOR HOLES SHALL NOT BE PERMITTED.

1 TYP SCREW ANCHOR IN CONCRETE
SCALE = 1:96

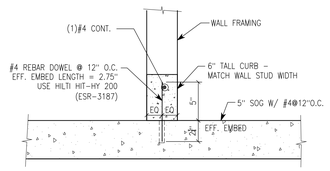

6 CURB DOWEL SOG POST-INSTALLED
SCALE = 1:96

QUATTROCCHI KWOK ARCHITECTS
Main:
636 Fifth Street, Santa Rosa, CA 95404
East Bay:
55 Harrison Street, Suite 525,
Oakland, CA 94607
(707) 576-0829

Gensler
45 Fremont Street
Suite 1500
San Francisco, CA 94105
United States
Tel 415.433.3700
Fax 415.836.4599

Gregory P. Luth & Associates, Inc.
Structural Engineers and Builders
3350 Scott Blvd, Bldg. 48
Santa Clara, CA 95054
Telephone: 408 654-0475
Fax: 408 654-0476

REGISTERED PROFESSIONAL ENGINEER
GREGORY P. LUTH
S2718
Exp. 12/31/2022
STRUCTURAL
STATE OF CALIFORNIA

GAVILAN COLLEGE

NEW COLLEGE CAMPUS

505 FAIRVIEW ROAD
HOLLISTER, CA 95023

GAVILAN JOINT COMMUNITY COLLEGE DISTRICT

DSA APP NO. 01-119906

ARCH PROJECT NO: 1897.00
DRAWN BY: GPLA
DRAWING SCALE: AS SHOWN
PTN: 43-C4 FILE NO: N/A

DSA SUBMITTAL

FEBRUARY 4, 2022

SHEET TITLE

TYPICAL CONCRETE DETAILS

SHEET NUMBER

S-1.2

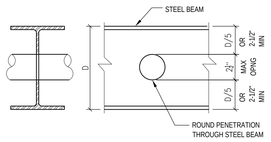

5 ROUND PENETRATION THROUGH STEEL BEAM
SCALE = 1:8

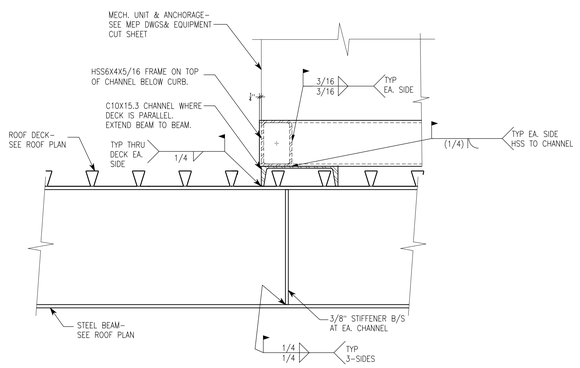

4 MECHANICAL UNIT SUPPORT
SCALE = 1:8

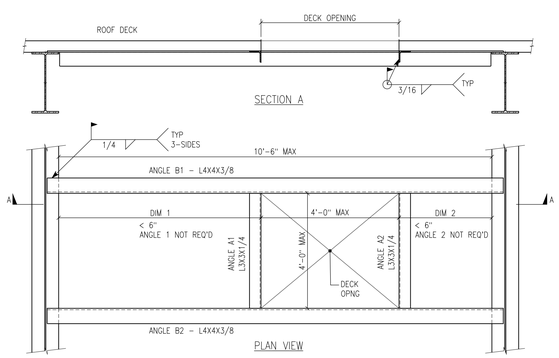

NOTES:
1) FOR ANGLES B1 & B2 WITHIN 6" OF GIRDER, THAT ANGLE IS NOT REQ'D
2) SEE ARCH & MEP DWGS FOR OPENING LOCATIONS.
3) FOR OPENINGS LESS THAN 12" WIDE, NO DECK REINFORCING REQ'D.
4) FOR A1 MORE THAN 4'-0" AND LESS THAN 5'-0", USE L4X4X3/8.

3 ROOF DECK OPENING DETAIL
SCALE = 1:16

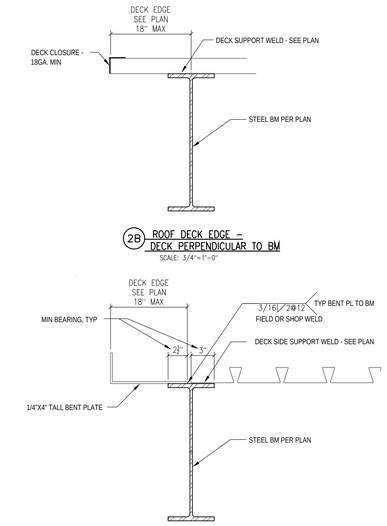

2B ROOF DECK EDGE - DECK PERPENDICULAR TO BM
SCALE: 3/4"=1'-0"

2A ROOF DECK EDGE - DECK PARALLEL TO BM
SCALE: 3/4"=1'-0"

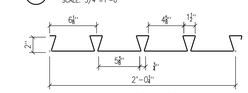

2.0D and 2.0DA DOVETAIL DECK.

DECK SECTION PROPERTIES (per Foot of Width)						
DECK TYPE	GAGE	WEIGHT	EFF. MOMENT OF INERTIA AT SERVICE LOAD		EFF. SECTION MODULUS AT Fy = 40 KSI	
		Wdd (psf)	+I (in^4/ft)	-I (in^4/ft)	+S (in^3/ft)	-S (in^3/ft)
20D	18 GA	3.43	0.626	0.612	0.463	0.450
20D	16 GA	4.34	0.792	0.791	0.587	0.576
20DA	18 GA	3.20	0.551	0.516	0.445	0.427
20DA	16 GA	4.04	0.697	0.677	0.564	0.546

2 TYP STEEL DECK AND PROPERTIES
SCALE = 1:8

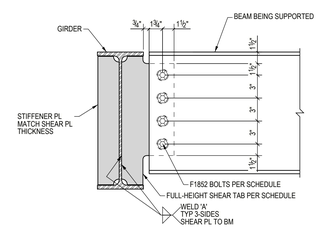

BEAM TO GIRDER DETAIL

SHEAR PLATE CONNECTION TO BEAM WEB SCHEDULE				
SIZE OF SUPPORTED BEAM	SHEAR PLATE THICKNESS	WELD "A"	NO. OF BOLTS	LRFD Capacity, kips
W8	3/8	1/4	2	15
W10	3/8	1/4	2	20
W12	3/8	1/4	3	35
W14	3/8	1/4	3	40
W16	3/8	1/4	4	60
W18	1/2	5/16	5	80
W21	1/2	5/16	6	90
W24	1/2	5/16	7	90

NOTES:
1. ALL BOLTS SHALL BE 3/4" DIA A325N UNO.
2. BOLT HOLES IN SHEAR PLATES SHALL BE HORIZONTAL SHORT SLOTS.
3. DETAIL ALSO APPLICABLE FOR BEAM TO COLUMN FLANGE CONNECTIONS.
4. ALL SHEAR PLATES ARE A572-GR.50 TYP. U.N.O.
5. PROVIDE STIFFENERS ON FAR SIDE OF BEAM AT GIRDER WHERE BEAMS DO NOT OCCUR ON BOTH SIDES OF GIRDER.

1 TYP STEEL BEAM-BEAM SHEAR PL CONN
SCALE = 1:12

QUATTROCCHI KWOK
ARCHITECTS
Main:
636 Fifth Street, Santa Rosa, CA 95404
East Bay:
55 Harrison Street, Suite 525,
Oakland, CA 94607
(707) 576-0829

Gensler
45 Fremont Street
Suite 1500
San Francisco, CA 94105
United States
Tel 415.433.3700
Fax 415.836.4599

Gregory P. Luth & Associates, Inc.
Structural Engineers and Builders
3350 Scott Blvd, Bldg. 48
Santa Clara, CA 95054
Telephone: 408 654-0475
Fax: 408 654-0476

REGISTERED PROFESSIONAL ENGINEER
GREGORY P. LUTH
S2718
Exp. 12/31/2022
STRUCTURAL
STATE OF CALIFORNIA

GAVILAN COLLEGE

NEW COLLEGE CAMPUS

505 FAIRVIEW ROAD
HOLLISTER, CA 95023

GAVILAN JOINT
COMMUNITY
COLLEGE DISTRICT

DSA APP NO. 01-119906
ARCH PROJECT NO: 1897.00
DRAWN BY: GPLA
DRAWING SCALE: AS SHOWN
PTN: 43-C4 FILE NO: N/A

DSA SUBMITTAL
FEBRUARY 4, 2022

SHEET TITLE
TYPICAL
STEEL
DETAILS

SHEET NUMBER
S-1.11

FURRING WALL SCHEDULE		
SIZE	MAX. SPACING	HEIGHT/SPAN
162S125-33	12" O.C.	<=12'-0"
162S125-33 + 400S125-33 (SEE NOTE 2A)	12" O.C.	<=15'-0"
250S125-33	12" O.C.	<= 15'-0"
350S125-33	12" O.C.	<= 15'-0"
400S125-33	24" O.C.	<= 15'-0"
600S125-33	24" O.C.	15'-1" TO 20'-0"
600S125-33	16" O.C.	20'-1" TO 25'-0"

NOTES:
1) INTERIOR WALL DESIGNED FOR 5 PSF LATERAL PRESSURE.
2) DEFLECTION CRITERIA: L/120
2A) PAIR USING #10 SCREW @ 12" O.C. WITH 400S125-33, MIN, IN ANY CONFIGURATION.
3) PROVIDE STUD BRACING AT 48" O.C., MIN WITH 20 GA X 2" WIDE FLAT STRAP W/ 2# 10 SCREWS @ BOTH FLANGES OR STICH BACK TO BACK WITH #10 SCREWS @12"
4) PROVIDE BOTTOM TRACK TO MATCH STUD SIZE AND GAGE. SEE 1/S-1.21 FOR WALL TO SOG CONNECTION.
5) PROVIDE TOP TRACK TO MATCH STUD SIZE AND GAGE. SEE DETAILS 4/S-1.21 FOR TOP TRACK CONNECTION.

10 FURRING WALL SCHEDULE
SCALE = 1:96

INTERIOR WALL STUD SCHEDULE		
SIZE	SPACING	HEIGHT
162S125-33	24" O.C.	<=6'-0"
250S125-43	24" O.C.	6'-1" TO 8'-0"
350S125-43	24" O.C.	8'-1" TO 10'-0"
400S125-43	24" O.C.	10'-1" TO 12'-0"
400S125-43	16" O.C.	12'-1" TO 14'-0"
600S200-43	24" O.C.	14'-1" TO 16'-0"
600S200-43	16" O.C.	16'-1" TO 20'-0"
600S200-43	12" O.C.	20'-1" TO 25'-0"

NOTES:
1) INTERIOR WALL DESIGNED FOR 5 PSF LATERAL PRESSURE.
2) DEFLECTION CRITERIA: L/360
3) PROVIDE STUD BRACING AT 48" O.C., MIN WITH 18 GA X 2" WIDE FLAT STRAP W/ 2# 10 SCREWS @ BOTH FLANGES OR BLOCKING PER 1/A-10.2 WHEN REQUIRED.
4) PROVIDE BOTTOM TRACK TO MATCH STUD SIZE AND GAGE. SEE 1/S-1.21 FOR WALL TO SOG CONNECTION.
5) PROVIDE TOP TRACK TO MATCH STUD SIZE AND GAGE. SEE DETAILS 4/S-1.21 FOR TOP TRACK CONNECTION.

9 INTERIOR WALL SCHEDULE
SCALE = 1:96

CEILING JOIST SCHEDULE		
SIZE	SPACING	SPAN
250S137-43	24" O.C.	<=6'-0"
350S137-43	24" O.C.	6'-1" TO 8'-0"
400S200-43	24" O.C.	8'-1" TO 10'-0"
550S137-43	24" O.C.	10'-1" TO 12'-0"
600S162-43	24" O.C.	12'-1" TO 14'-0"

NOTES:
1) JOISTS DESIGNED FOR 8 PSF DEAD LOAD.
2) DEFLECTION CRITERIA: L/360 (DEAD LOAD), AND 200 lbs CONCENTRATED LIVE LOAD ALLOWANCE.
3) PROVIDE LATERAL BRACING, 250T125-43, SCREW TO TOP FLANGE WITH (2) #10 AT 4 FT O.C.
4) PROVIDE BACKING USING MATCHING STUD AT HANGING ELEMENTS. DO NOT ATTACH ONLY TO GYPBOARD.

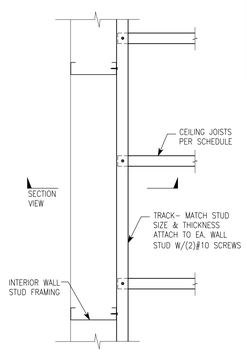

PLAN VIEW

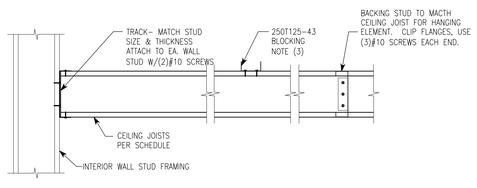

SECTION VIEW

8 CEILING JOIST SCHEDULE AND DETAILS
SCALE = 1:96

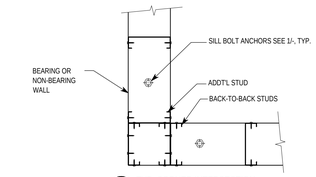

B TYP. CORNER INTERSECTION

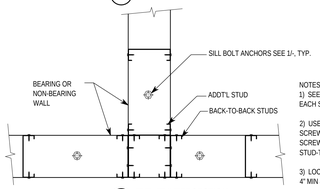

A TYP. 'T' INTERSECTION

NOTES:
1) SEE 1/- FOR TYP. SCREWS AT EACH STUD TO TRACK.
2) USE #10 @ 2'-0" VERT. ADD'L SCREWS SHOWN, MIN. (4) SCREWS PER LOCATION FOR STUD-TO-STUD CONNECTION.
3) LOCATE FIRST SILL BOLT 4" MIN & 12" MAX TO END OF SILL.

7 TYP CFS WALL INTERSECTIONS
SCALE = 1:96

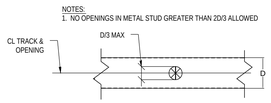

TYPICAL UNREINFORCED TRACK OPENING

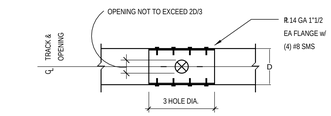

TYPICAL REINFORCED LARGE TRACK OPENING

6 TYP CFS OPENINGS IN WALL TRACK
SCALE = 1:96

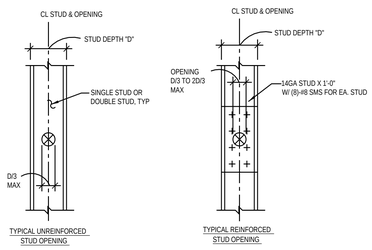

TYPICAL UNREINFORCED STUD OPENING

TYPICAL REINFORCED STUD OPENING

NOTES:
1. NO OPENINGS IN METAL STUD GREATER THAN 2D/3 ALLOWED.
2. DO NOT LOCATE OPENINGS AT BACKING PLATE.
3. DO NOT LOCATE OPENING WITHIN 10" OF BEARING OR CONNECTION TO STRUCTURE.

5 TYP CFS OPENINGS IN WALL STUDS
SCALE = 1:96

6" INTERIOR WALL:
STUD = 600S162-43 @ 24" O.C. MAX. UP TO 12'-0"
600S162-43 @ 16" O.C. MAX FOR WALLS TALLER THAN 12'-1"
TRACK 600T125-43
WALL SHEATHED WITH (1) LAYER OF 5/8"GYP ONE SIDE MIN.
SEE DETAILS FOR DEFLECTION TRACK

4" INTERIOR WALL:
STUD = 400S162-43 @ 16" O.C. MAX. UP TO 18'-0".
WALL HAS HARDLID CEILING AT 9'-0" HEIGHT
TRACK 400T125-43
WALL SHEATHED WITH (1) LAYER OF 5/8" GYP EA. SIDE MIN.
SEE DETAILS FOR DEFLECTION TRACK

PROVIDE FULL-DEPTH BLOCKING AT 4'-0" MAX AT BOTH 4" & 6" WALLS

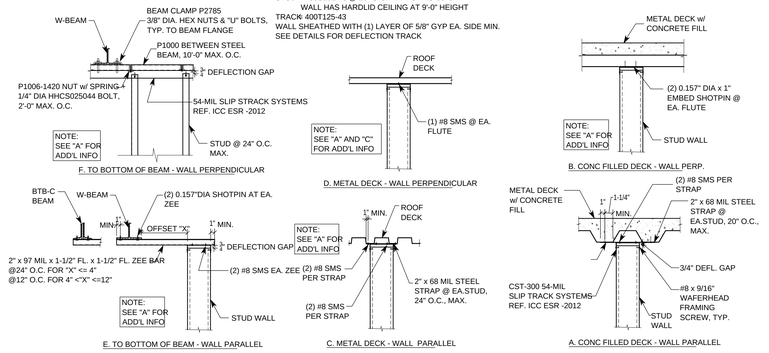

4 TYP CFS WALL TOP CONN
SCALE = 1:96

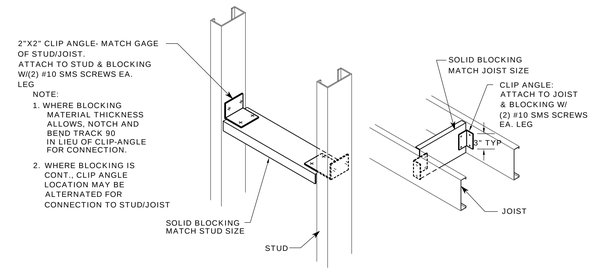

3 TYP CFS SOLID BLOCKING
SCALE = 1:96

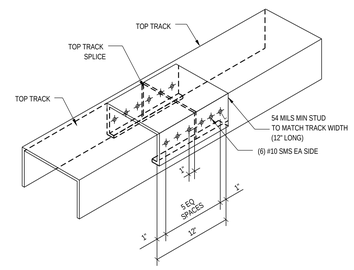

2 TYP CFS TOP TRACK SPLICE CONNECTION
SCALE = 1:96

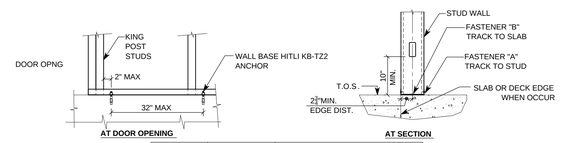

WALL TYPE	FASTENER "A"	FASTENER "B"
INTERIOR	(1) #8 SMS EA. FLANGE	0.157"DIAM x1" EMBED SHOTPIN, ICC-ESR 2269, @ STUD SPACING, 10" MAX. (3) MIN/ SEGMENT
EXTERIOR	(1) #10 SMS EA. FLANGE	HITLI KB-TZ2 ANCHOR PER ESR-4266 AT 32" O.C. MAX.

1 TYP CFS BOTTOM TRACK TO CONCRETE
SCALE = 1:96

QUATTROCCHI KWOK ARCHITECTS
Main:
636 Fifth Street, Santa Rosa, CA 95404
East Bay:
55 Harrison Street, Suite 525,
Oakland, CA 94607
(707) 576-0829

Gensler
45 Fremont Street
Suite 1500
San Francisco, CA 94105
United States
Tel 415.433.3700
Fax 415.836.4599

Gregory P. Luth & Associates, Inc.
Structural Engineers and Builders
3350 Scott Blvd, Bldg. 48
Santa Clara, CA 95054
Telephone: 408 654-0475
Fax: 408 654-0476

REGISTERED PROFESSIONAL ENGINEER GREGORY P. LUTH S2718 Exp. 12/31/2022 STRUCTURAL CALIFORNIA

GAVILAN COLLEGE

NEW COLLEGE CAMPUS

505 FAIRVIEW ROAD
HOLLISTER, CA 95023

GAVILAN JOINT COMMUNITY COLLEGE DISTRICT

DSA APP NO. 01-119906

ARCH PROJECT NO:	1897.00
DRAWN BY:	GPLA
DRAWING SCALE:	AS SHOWN
PTN: 43-C4	FILE NO: N/A

DSA SUBMITTAL

FEBRUARY 4, 2022

SHEET TITLE

TYPICAL COLD-FORMED STEEL DETAILS

SHEET NUMBER

S-1.21

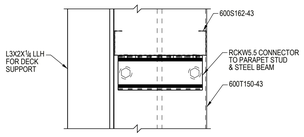

9B PLAN DETAIL AT RCKW
SCALE = 1:4

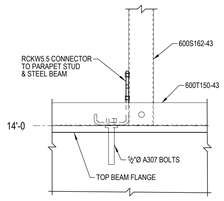

9A SECTION AT RCKW
SCALE = 1:4

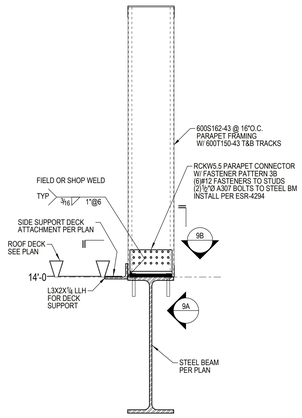

9 PARAPET FRAMING CONN. AT TOP OF STEEL BEAM
SCALE = 1:8

CFS INTERIOR HEADER SCHEDULE – GAVILAN SBCC						
MARK	SHAPE	MEMBER SIZES	SPAN	KING POST EA. SIDE OF HEADER	HEADER TO KING POST ATTACHMENT	
					VERTICAL CONNECTION	HORIZONTAL CONNECTION
HA		(2)400S162-33 + (2)600T150-33 TB	UP TO 6'-0"	600S200-43	RY = 144 LB 3x3x33-MIL W/(4)#10 SCREWS @ HEADER & JAMB (4) PL EA HEADER	RX = 105 LB ANGLES T&B EACH END 1.5x1.5x3" LONG 33-MIL W/(2)#10 SCREWS EA LEG @ EA CONNECTION
HB		(2)600S200-43 + (2)600T200-43 TB	6'-1" TO 10'-0"	BOXED (2)600S200-43	RY = 240 LB 4x4x43MIL W/(6)#10 SCREWS @ HEADER & JAMB (4) PL EA HEADER	RX = 225 LB ANGLES T&B EACH END 1.5x1.5x5" LONG 43-MIL W/(3)#10 SCREWS EA LEG @ EA CONNECTION
HC		(2)800S200-54 + (2)600T200-54	10'-1" TO 15'-0"	(2)600S200-54	RY = 350 LB 4x6x54-MIL W/(8)#10 SCREWS @ HEADER & JAMB (4) PL EA HEADER	RX = 400 LB ANGLES T&B EACH END 1.5x1.5x5" LONG 68-MIL W/(4)#10 SCREWS EA LEG @ EA CONNECTION
HD		(2)800S300-68 + (2)800T200-68	15'-1" TO 20'-0"	(2)600S200-68	RY = 480 LB 4x6x68-MIL W/(8)#10 SCREWS @ HEADER & JAMB (4) PL EA HEADER	RX = 700 LB ANGLES T&B EACH END 1.5x1.5x5" LONG 68-MIL W/(4)#10 SCREWS EA LEG @ EA CONNECTION
FOR HEADERS LONGER THAN 20'-0", USE HSS HEADER PER DETAIL 6/S-7.11						

NOTES:
1) SEE DETAIL 4/– FOR KING POST CONN. DETAIL.
2) SEE DETAIL 5/– FOR TYP HEADER CONNECTION DETAIL.
3) SEE DETAIL 6/– FOR HEADER TO KING POST ATTACHMENT.
4) SCREW SPACINGS:
   A. SPACE ALL SCREWS EVENING AT HEADER & POST.
   B. MIN. EDGE DISTANCE = 1.5*NOM. DIA. OF SCREW
   C. MIN. SCREW SPACING = 3*NOM. DIA. OF SCREW
5) MIN. SCREW SIZE = #10 SCREWS

3B CFS INTERIOR HEADER SCHEDULE
SCALE = 1:96

CFS EXTERIOR HEADER SCHEDULE – GAVILAN SBCC						
MARK	SHAPE	MEMBER SIZES	SPAN	KING POST EA. SIDE OF HEADER	HEADER TO KING POST ATTACHMENT	
					VERTICAL CONNECTION	HORIZONTAL CONNECTION
H1		(2)600S200-43 + (2)600T150-43 TB	UP TO 5'-0"	BOXED (2)600S200-43 P1	RY = 473 LB 4x4x43-MIL W/(8)#10 SCREWS @ HEADER & JAMB (4) PL EA HEADER	RX = 53 LB ANGLES T&B EACH END 1.5x1.5x5"x43-MIL W/(2)#10 SCREWS TO EA LEG @ EA CONNECTION
H2		(2)600S200-54 + (2)600T150-43 TB	5'-1" TO 8'-0"	BOXED (2)600S200-43 P2	RY = 756 LB 4x4x54-MIL W/(8)#10 SCREWS @ HEADER & JAMB (4) PL EA HEADER	RX = 147 LB ANGLES T&B EACH END 1.5x1.5x5"x54-MIL W/(3)#10 SCREWS TO EA LEG @ EA CONNECTION
H3		(2)800S200-68 + (2)600T200-68 TB	8'-1" TO 12'-0"	BOXED (2)600S200-54 P3	RY = 1134 LB 4x6x54-MIL W/(10)#10 SCREWS @ HEADER & JAMB (4) PL EA HEADER	RX = 336 LB ANGLES T&B EACH END 3x3x5"x68-MIL W/(4)#10 SCREWS TO EA LEG @ EA CONNECTION
FOR HEADERS LONGER THAN 12'-0", USE HSS HEADER PER DETAIL 5/S-7.11						

NOTES:
1) SEE DETAIL 4/– FOR KING POST CONN. DETAIL.
2) SEE DETAIL 5/– FOR TYP HEADER CONNECTION DETAIL.
3) SEE DETAIL 6/– FOR HEADER TO KING POST ATTACHMENT.
4) SCREW SPACINGS:
   A. SPACE ALL SCREWS EVENING AT HEADER & POST.
   B. MIN. EDGE DISTANCE = 1.5*NOM. DIA. OF SCREW
   C. MIN. SCREW SPACING = 3*NOM. DIA. OF SCREW
5) MIN. SCREW SIZE = #10 SCREWS

3A CFS EXTERIOR HEADER SCHEDULE
SCALE = 1:96

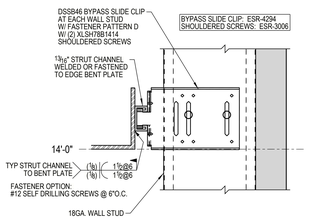

7B TYP SLIDE CLIP DETAIL
SCALE = 1:4

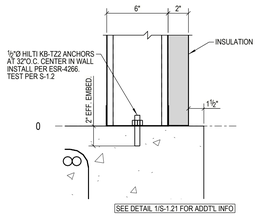

7A TYP WALL ANCHOR AT BASE DETAIL
SCALE = 1:6

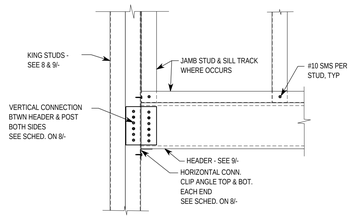

6 TYP CFS HEADER TO KING STUD CONNECTION
SCALE = 1:96

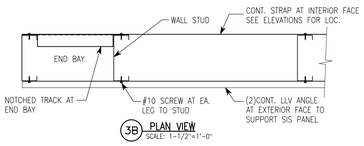

3B PLAN VIEW
SCALE: 1-1/2"=1'-0"

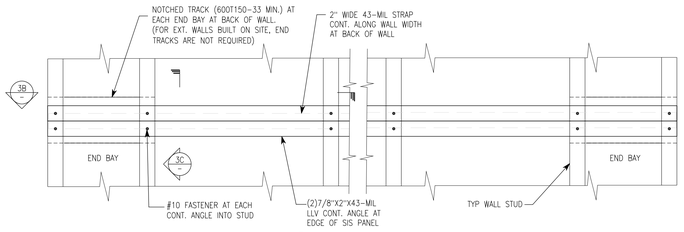

3A ELEVATION VIEW
SCALE: 1-1/2"=1'-0"

2 TYP CFS STRAP ELEVATION
SCALE = 1:96

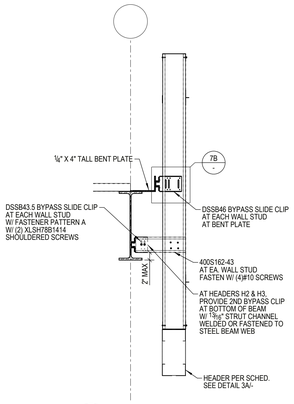

8A DETAIL AT HEADER
SCALE = 1:16

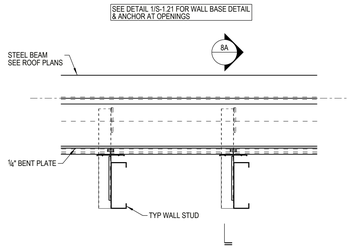

8 PLAN VIEW - WALL STUD SUPPORT AT HEADER
SCALE = 1:8

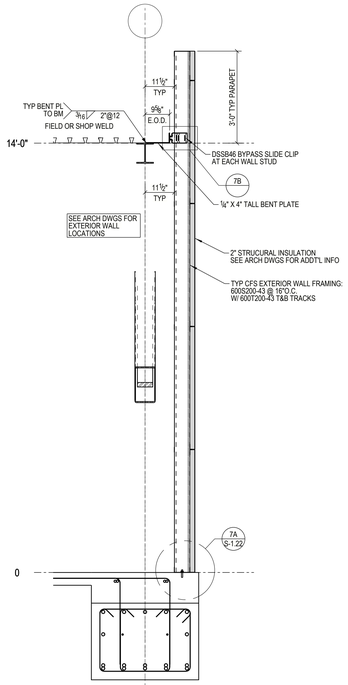

7 TYP EXTERIOR WALL SECTION
SCALE = 1:24

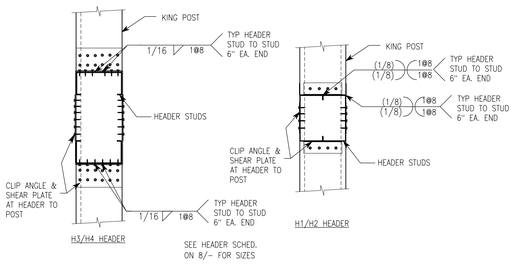

5 TYP CFS HEADER WITH WELDS
SCALE = 1:96

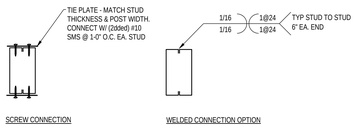

4 TYP CFS KING STUD CONNECTION
SCALE = 1:96

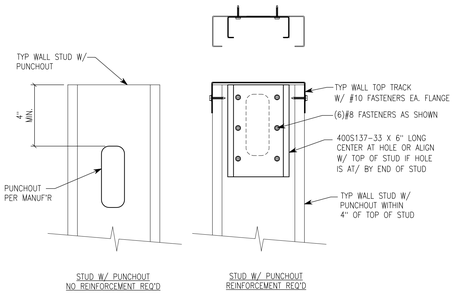

1 TYP CFS STUD PATCH DETAIL
SCALE = 1:96

QUATTROCCHI KWOK ARCHITECTS
Main:
636 Fifth Street, Santa Rosa, CA 95404
East Bay:
55 Harrison Street, Suite 525,
Oakland, CA 94607
(707) 576-0829

Gensler
45 Fremont Street
Suite 1500
San Francisco, CA 94105
United States
Tel 415.433.3700
Fax 415.836.4599

Gregory P. Luth & Associates, Inc.
Structural Engineers and Builders
3350 Scott Blvd, Bldg. 48
Santa Clara, CA 95054
Telephone: 408 654-0475
Fax: 408 654-0476

REGISTERED PROFESSIONAL ENGINEER GREGORY P. LUTH S2718 Exp. 12/31/2022 STRUCTURAL CALIFORNIA

GAVILAN COLLEGE

NEW COLLEGE CAMPUS

505 FAIRVIEW ROAD
HOLLISTER, CA 95023

GAVILAN JOINT COMMUNITY COLLEGE DISTRICT

DSA APP NO. 01-119906

ARCH PROJECT NO:	1897.00
DRAWN BY:	GPLA
DRAWING SCALE:	AS SHOWN
PTN: 43-C4	FILE NO: N/A

DSA SUBMITTAL
FEBRUARY 4, 2022

SHEET TITLE
TYPICAL COLD-FORMED STEEL DETAILS

SHEET NUMBER
S-1.22

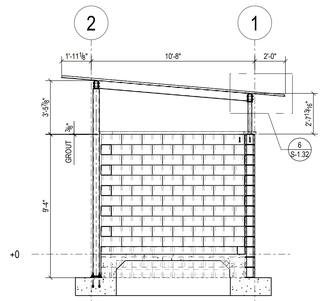

8 TRANSVERSE ELEVATION
SCALE = 1:48

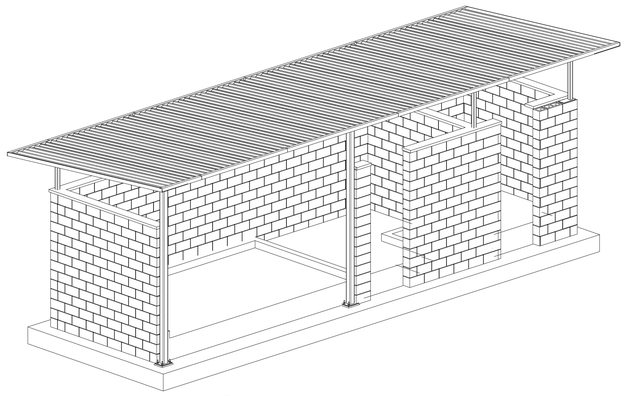

4 AXONOMETRIC VIEW

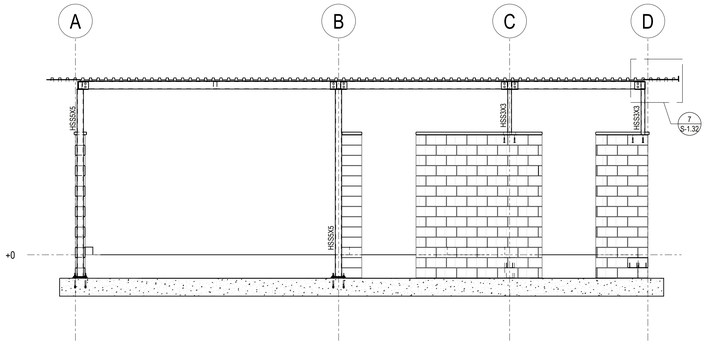

7 ELEVATION ALONG GRID LINE 2
SCALE = 1:48

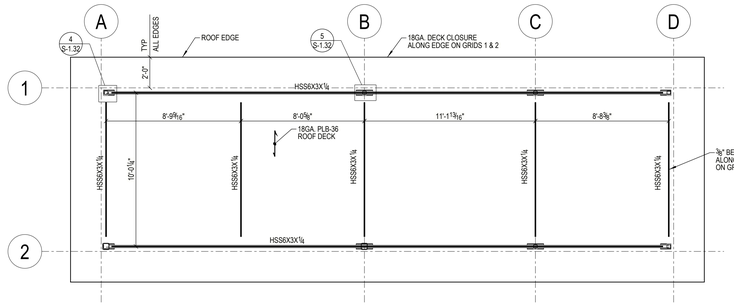

3 PLAN AT ENCLOSURE ROOF
SCALE = 1:48

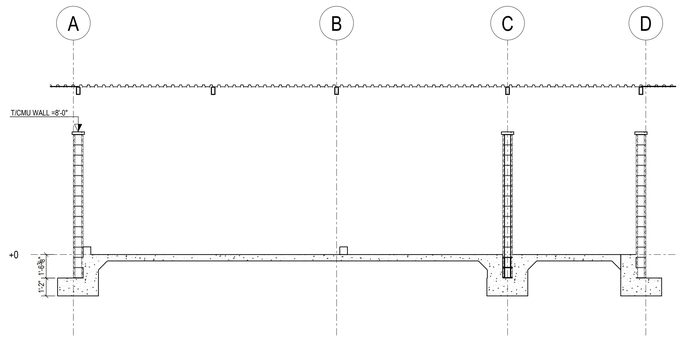

6 SECTION ALONG ENCLOSURE
SCALE = 1:48

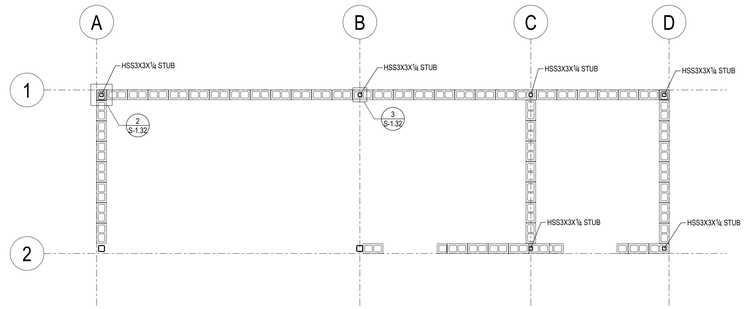

2 PLAN AT TOP OF WALL/ HSS POST BASE
SCALE = 1:48

ALL STEEL TO BE GALVANIZED

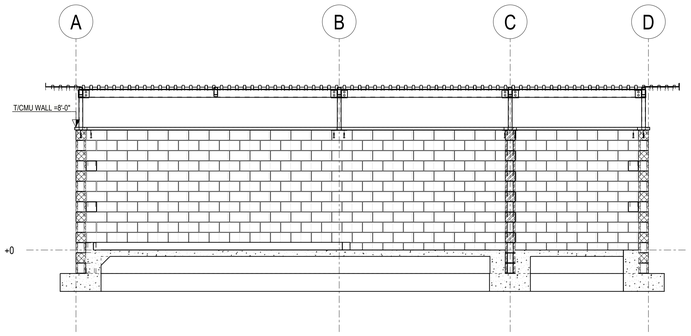

5 ELEVATION ALONG GRID LINE 1
SCALE = 1:48

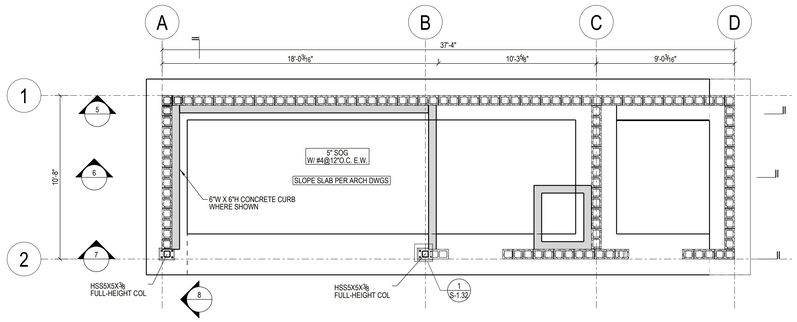

1 TRASH ENCLOSURE FOUNDATION PLAN
SCALE = 1:48

REINFORCED MASONRY NOTES:

Notes apply to masonry shown on structural drawings and shall be the minimum requirements for masonry shown on architectural drawings.

1. Concrete masonry:
   a. Compressive strength of masonry, f'm = 2000 psi. min
   b. Concrete masonry units lightweight (105 pcf), grade n, type I – 2 cell units; H-block.
   c. Grout strength at 28 days = 125% of f'm, 2000 psi minimum.
   d. Mortar type – S, at exterior walls, hydrated lime required. Type N mortar, at interior walls, hydrated lime required.
   e. Continuous special inspection is required.
   f. Prism testing is required [see specifications].
2. Reinforcing bars: ASTM A615, grade 60
   wire: ASTM A82
3. Wire Reinforcing: See Specifications.
4. Dowels from concrete will be furnished and placed by concrete contractor.
5. Minimum wall reinforcing unless noted otherwise:

NOMINAL WALL THICKNESS	VERT./HOR. REINF.	HORIZ JOINT REINF. WIRE
8"	#5@16"MID	3/16" Heavy Duty Durowal Truss Mesh

6. Provide vertical wall reinforcing at all wall corners; end of walls; each side of openings and at each side of control and expansion joints. Match vertical bars in wall, U.N.O.
7. Continue reinforcing through construction joints, control joints and around corners unless noted otherwise.
8. Vertical reinforcing bars shall have a minimum clearance of 3/4" from masonry and shall be held in position top and bottom and at intervals not exceeding 4'-0. Accessories for such support shall be used. Provide DUR-O-Wall (or equal) Rebar Positioner D/8-811 or D/A-812 or D/A-816 for vertical bars. Horizontal joint reinforcing shall be lapped no less than 6" all splices, including corners and tees where no control joint is used.
9. Vertical grouting may be low lift as follows: Low lift grouting shall be used for all walls. Lifts shall not exceed 4'-0" in height. Clean out holes shall be provided at the base of each grouted cell. All grout, low lift or high lift, shall be mechanically vibrated throughout the height of the lift no more than five minutes after grouting.
10. Coordinate blockouts, reveals, holes, openings and built in items with all contract documents and trades.
11. Grout all cells solid.

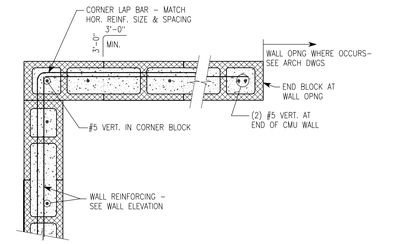

4 TYP WALL CORNER DTL – PLAN VIEW
SCALE : NTS

BAR	LAP LENGTH (LRFD) INCHES
#3	20"
#4	34"
#5	45"
#6	54"
#7	63"

LAPS IN REINFORCING BARS IN REINFORCED MASONRY SHALL HAVE MINIMUM LENGTHS DEFINED BELOW UNLESS SPECIFICALLY NOTED OTHERWISE ON THE DRAWINGS

3 TYP TENSION SPLICE LENGTH
SCALE : NTS

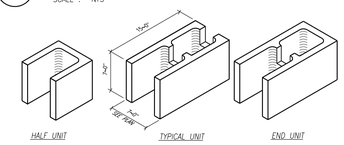

TYPICAL CONCRETE MASONRY UNIT SHALL BE SINGLE-OPEN-END UNIT. ALL UNITS EXCEPT END UNITS TO HAVE KNOCK-OUT WEBS AS SHOWN, EVEN WHEN NO HORIZONTAL REINFORCEMENT IS PRESENT IN THE COURSE.

ALL MASONRY IS TO BE FULLY-GROUTED, WITH CONSOLIDATION BY MECHANICAL VIBRATION. CELLS ADJACENT TO REINFORCED CELLS MAY BE VIBRATED IN LIEU OF VIBRATING REINFORCED CELLS.

2 TYP CMU TYPES
SCALE : NTS

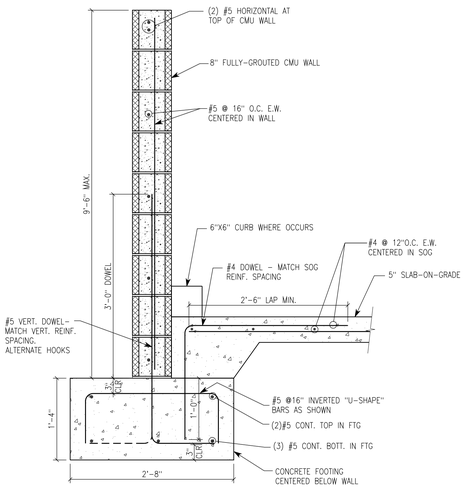

1 TYP WALL ELEVATION
SCALE : NTS

QUATTROCCHI KWOK ARCHITECTS
Main:
636 Fifth Street, Santa Rosa, CA 95404
East Bay:
55 Harrison Street, Suite 525,
Oakland, CA 94607
(707) 576-0829

Gensler
45 Fremont Street
Suite 1500
San Francisco, CA 94105
United States
Tel 415.433.3700
Fax 415.836.4599

Gregory P. Luth & Associates, Inc.
Structural Engineers and Builders
3350 Scott Blvd, Bldg. 48
Santa Clara, CA 95054
Telephone: 408 654-0475
Fax: 408 654-0476

REGISTERED PROFESSIONAL ENGINEER
GREGORY P. LUTH
S2718
Exp. 12/31/2022
STRUCTURAL
STATE OF CALIFORNIA

GAVILAN COLLEGE

NEW COLLEGE CAMPUS

505 FAIRVIEW ROAD
HOLLISTER, CA 95023

GAVILAN JOINT COMMUNITY COLLEGE DISTRICT

DSA APP NO.	01-119906
ARCH PROJECT NO:	1897.00
DRAWN BY:	GPLA
DRAWING SCALE:	AS SHOWN
PTN: 43-C4	FILE NO: N/A

DSA SUBMITTAL
FEBRUARY 4, 2022

SHEET TITLE
CMU TRASH ENCLOSURE PLAN & ELEV

SHEET NUMBER
S-1.31

4B DETAIL
SCALE = 1:8

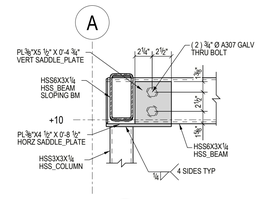

4A DETAIL
SCALE = 1:8

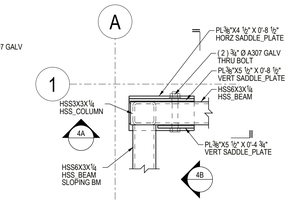

4 HSS BM - BM CONNECTION
SCALE = 1:8

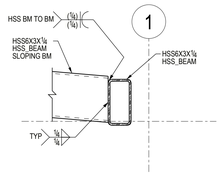

8 HSS SLOPING BM TO HSS BM TYPICAL CONNECTION
SCALE = 1:8

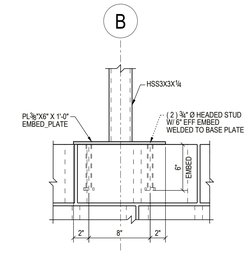

3A DETAIL
SCALE = 1:8

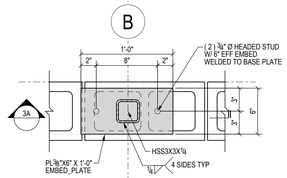

3 HSS POST ANCHORAGE TO CMU @ EDGE
SCALE = 1:8

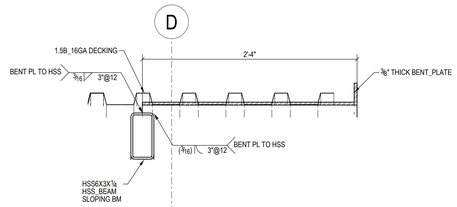

7 OVERHANG PERPENDICULAR TO DECK SPAN
SCALE = 1:8

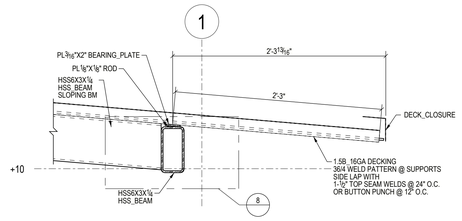

6 OVERHANG PARALLET TO SLOPING BEAM
SCALE = 1:8

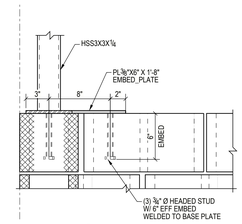

2A DETAIL
SCALE = 1:8

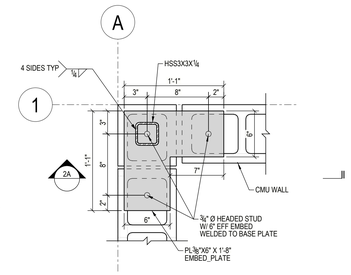

2 HSS POST ANCHORAGE TO CMU @ CORNER
SCALE = 1:8

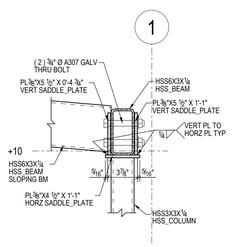

5B DETAIL
SCALE = 1:8

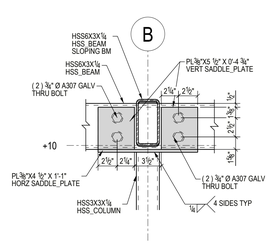

5A DETAIL
SCALE = 1:8

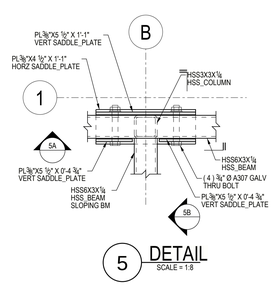

5 DETAIL
SCALE = 1:8

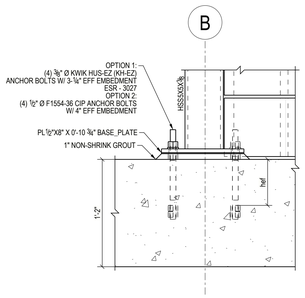

1A BASE PLATE SECTION
SCALE = 1:8

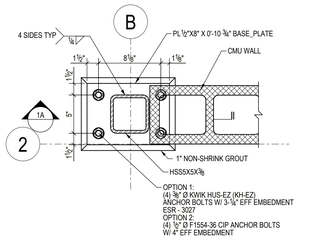

1 HSS ANCHORAGE TO CONCRETE
SCALE = 1:8

QUATTROCCHI KWOK ARCHITECTS
Main:
636 Fifth Street, Santa Rosa, CA 95404
East Bay:
55 Harrison Street, Suite 525,
Oakland, CA 94607
(707) 576-0829

Gensler
45 Fremont Street
Suite 1500
San Francisco, CA 94105
United States
Tel 415.433.3700
Fax 415.836.4599

Gregory P. Luth & Associates, Inc.
Structural Engineers and Builders
3350 Scott Blvd, Bldg. 48
Santa Clara, CA 95054
Telephone: 408 654-0475
Fax: 408 654-0476

REGISTERED PROFESSIONAL ENGINEER
GREGORY P. LUTH
S2718
Exp. 12/31/2022
STRUCTURAL
STATE OF CALIFORNIA

GAVILAN COLLEGE

NEW COLLEGE CAMPUS

505 FAIRVIEW ROAD
HOLLISTER, CA 95023

GAVILAN JOINT COMMUNITY COLLEGE DISTRICT

DSA APP NO. 01-119906

ARCH PROJECT NO:	1897.00
DRAWN BY:	GPLA
DRAWING SCALE:	AS SHOWN
PTN: 43-C4	FILE NO: N/A

DSA SUBMITTAL
FEBRUARY 4, 2022

SHEET TITLE
CMU TRASH ENCLOSURE DETAILS

SHEET NUMBER
S-1.32

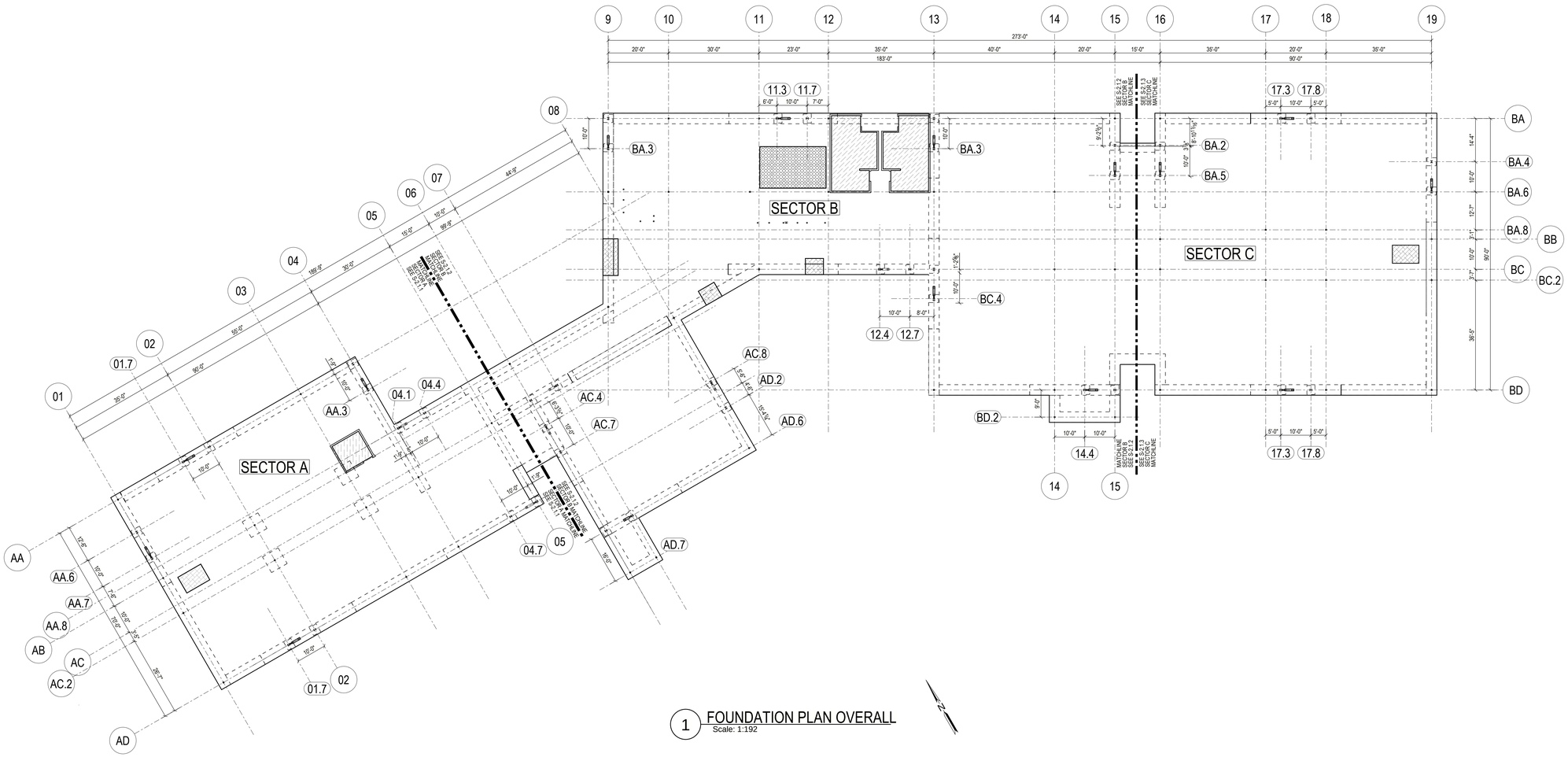

1 FOUNDATION PLAN OVERALL
Scale: 1:192

QUATTROCCHI KWOK ARCHITECTS
Main:
636 Fifth Street, Santa Rosa, CA 95404
East Bay:
55 Harrison Street, Suite 525,
Oakland, CA 94607
(707) 576-0829

Gensler
45 Fremont Street
Suite 1500
San Francisco, CA 94105
United States
Tel 415.433.3700
Fax 415.836.4599

Gregory P. Luth & Associates, Inc.
Structural Engineers and Builders
3350 Scott Blvd. Bldg. 48
Santa Clara, CA 95054
Telephone: 408 654-0475
Fax: 408 654-0476

REGISTERED PROFESSIONAL ENGINEER
GREGORY P. LUTH
S2718
Exp. 12/31/2022
STRUCTURAL
STATE OF CALIFORNIA

GAVILAN COLLEGE

NEW COLLEGE CAMPUS

505 FAIRVIEW ROAD
HOLLISTER, CA 95023

GAVILAN JOINT COMMUNITY COLLEGE DISTRICT

DSA APP NO. 01-119906
ARCH PROJECT NO: 1897.00
DRAWN BY: GPLA
DRAWING SCALE: AS SHOWN
PTN: 43-C4 FILE NO: N/A

DSA SUBMITTAL
FEBRUARY 4, 2022

SHEET TITLE
FOUNDATION PLAN OVERALL

SHEET NUMBER
S-2.1

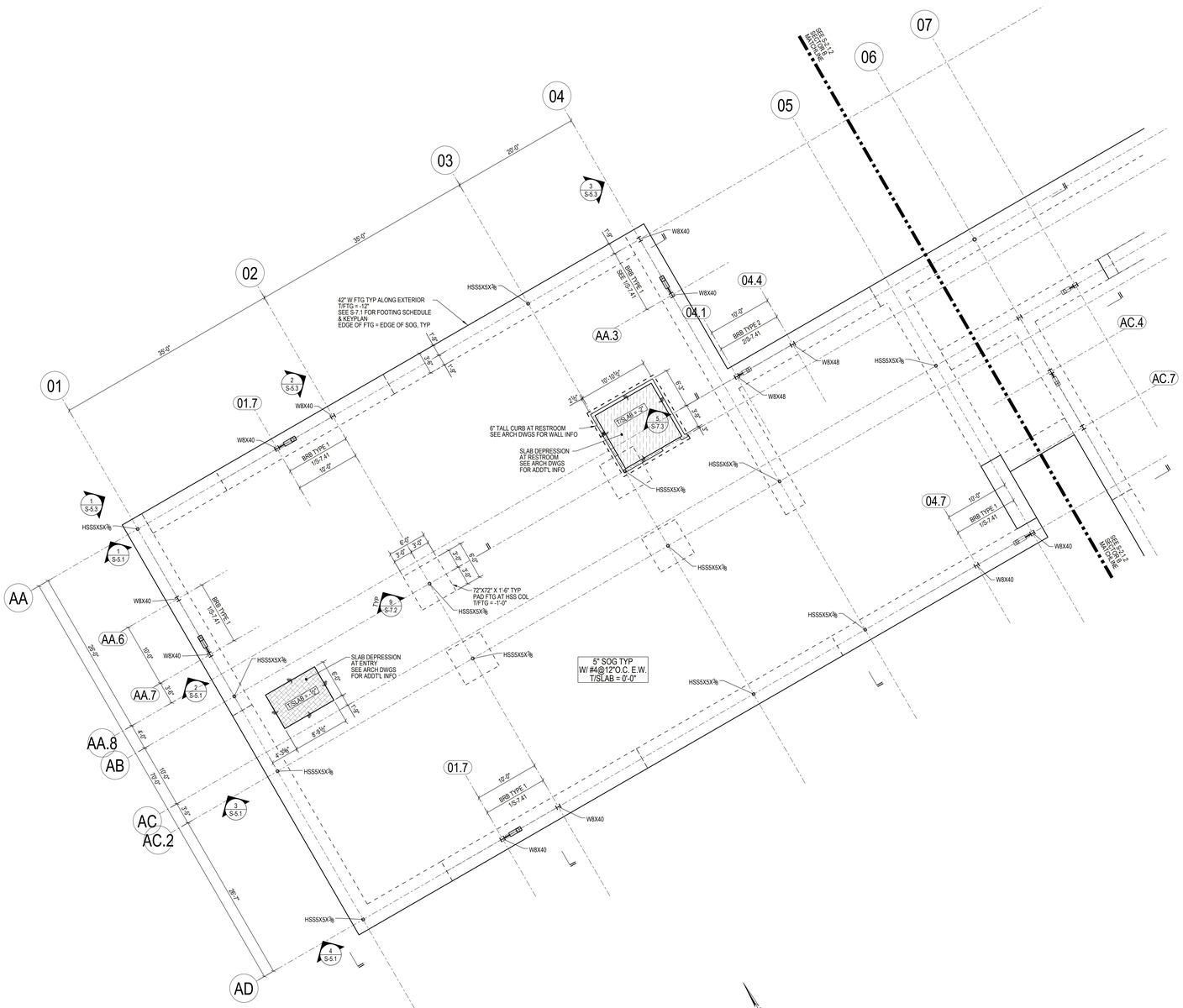

1 FOUNDATION PLAN - SECTOR A
SCALE = 1:96

SHEET NOTES:

1) SEE SHEET S-0.1 FOR LEGEND AND ABBREVIATIONS.
2) SEE SHEETS S-0.2 FOR GENERAL NOTES.
3) SEE S-0.3 FOR LOAD KEY PLANS & LEGEND.
4) SEE S-0.4 FOR COLLECTOR FORCE PLAN.
5) SEE SHEETS S-1.1 AND S-1.2 FOR TYPICAL CONCRETE DETAILS.
6) SEE SHEET S-1.11 FOR TYPICAL STEEL DETAILS.
7) SEE SHEET S-1.21 & S-1.22 FOR TYPICAL COLD-FORMED STEEL DETAILS.
8) SEE SHEETS S-5.X FOR BUILDING SECTIONS.
9) SEE SHEET S-7.X FOR FRAMING DETAILS - FOUNDATIONS.
10) SEE SHEET S-7.1X FOR FRAMING DETAILS - ROOF.
11) SEE SHEET S-7.2X FOR FRAMING DETAILS - ROOF OVERFRAME.
12) SEE SHEET S-7.3X FOR FRAMING DETAILS - CLERESTORY.
13) SEE SHEET S-7.4X FOR BRACED FRAME DETAILS.
14) ALL STEEL EXPOSED TO WEATHER TO BE HOT-DIPPED GALVANIZED.
15) CAMBER = 0" U.N.O. ON PLAN.
16) T/S.O.G. DATUM = 503'-0" = 0'-0"

QUATTROCCHI KWOK
ARCHITECTS
Main:
636 Fifth Street, Santa Rosa, CA 95404
East Bay:
55 Harrison Street, Suite 525,
Oakland, CA 94607
(707) 576-0829

Gensler
45 Fremont Street
Suite 1500
San Francisco, CA 94105
United States
Tel 415.433.3700
Fax 415.836.4599

Gregory P. Luth & Associates, Inc.
Structural Engineers and Builders
3350 Scott Blvd, Bldg. 48
Santa Clara, CA 95054
Telephone: 408 654-0475
Fax: 408 654-0476

REGISTERED PROFESSIONAL ENGINEER
GREGORY P. LUTH
S2718
Exp. 12/31/2022
STRUCTURAL
STATE OF CALIFORNIA

GAVILAN COLLEGE

NEW COLLEGE CAMPUS

505 FAIRVIEW ROAD
HOLLISTER, CA 95023

GAVILAN JOINT
COMMUNITY
COLLEGE DISTRICT

DSA APP NO. 01-119906

ARCH PROJECT NO:	1897.00
DRAWN BY:	GPLA
DRAWING SCALE:	AS SHOWN
PTN: 43-C4	FILE NO: N/A

DSA SUBMITTAL

FEBRUARY 4, 2022

SHEET TITLE

FOUNDATION
PLAN
SECTOR A

SHEET NUMBER

S-2.1.1

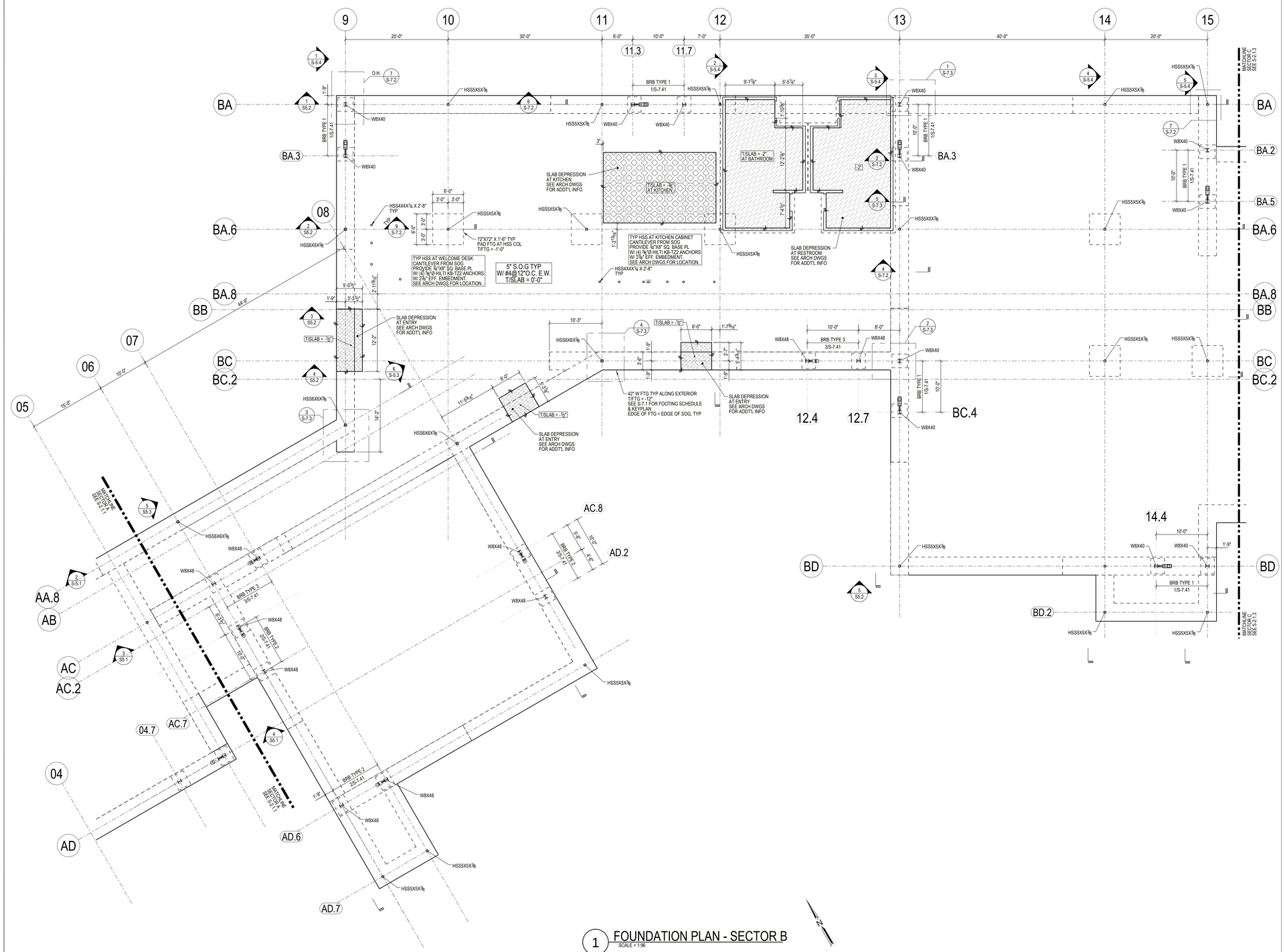

1 FOUNDATION PLAN - SECTOR B
SCALE = 1:96

SHEET NOTES:

1) SEE SHEET S-0.1 FOR LEGEND AND ABBREVIATIONS.
2) SEE SHEETS S-0.2 FOR GENERAL NOTES.
3) SEE S-0.3 FOR LOAD KEY PLANS & LEGEND.
4) SEE S-0.4 FOR COLLECTOR FORCE PLAN.
5) SEE SHEETS S-1.1 AND S-1.2 FOR TYPICAL CONCRETE DETAILS.
6) SEE SHEET S-1.11 FOR TYPICAL STEEL DETAILS.
7) SEE SHEET S-1.21 & S-1.22 FOR TYPICAL COLD-FORMED STEEL DETAILS.
8) SEE SHEETS S-5.X FOR BUILDING SECTIONS.
9) SEE SHEET S-7.X FOR FRAMING DETAILS - FOUNDATIONS.
10) SEE SHEET S-7.1X FOR FRAMING DETAILS - ROOF.
11) SEE SHEET S-7.2X FOR FRAMING DETAILS - ROOF OVERFRAME.
12) SEE SHEET S-7.3X FOR FRAMING DETAILS - CLERESTORY.
13) SEE SHEET S-7.4X FOR BRACED FRAME DETAILS.
14) ALL STEEL EXPOSED TO WEATHER TO BE HOT-DIPPED GALVANIZED.
15) CAMBER = 0" U.N.O. ON PLAN.
16) T/S.O.G. DATUM = 503'-0" = 0'-0"

QUATTROCCHI KWOK ARCHITECTS
Main:
636 Fifth Street, Santa Rosa, CA 95404
East Bay:
55 Harrison Street, Suite 525,
Oakland, CA 94607
(707) 576-0829

Gensler
45 Fremont Street
Suite 1500
San Francisco, CA 94105
United States
Tel 415.433.3700
Fax 415.836.4599

Gregory P. Luth & Associates, Inc.
Structural Engineers and Builders
3350 Scott Blvd, Bldg. 48
Santa Clara, CA 95054
Telephone: 408 654-0475
Fax: 408 654-0476

REGISTERED PROFESSIONAL ENGINEER
GREGORY P. LUTH
S2718
Exp. 12/31/2022
STRUCTURAL
STATE OF CALIFORNIA

GAVILAN COLLEGE

NEW COLLEGE CAMPUS

505 FAIRVIEW ROAD
HOLLISTER, CA 95023

GAVILAN JOINT COMMUNITY COLLEGE DISTRICT

DSA APP NO. 01-119906

ARCH PROJECT NO:	1897.00
DRAWN BY:	GPLA
DRAWING SCALE:	AS SHOWN
PTN: 43-C4	FILE NO: N/A

DSA SUBMITTAL
FEBRUARY 4, 2022

SHEET TITLE
FOUNDATION PLAN SECTOR B

SHEET NUMBER
S-2.1.2

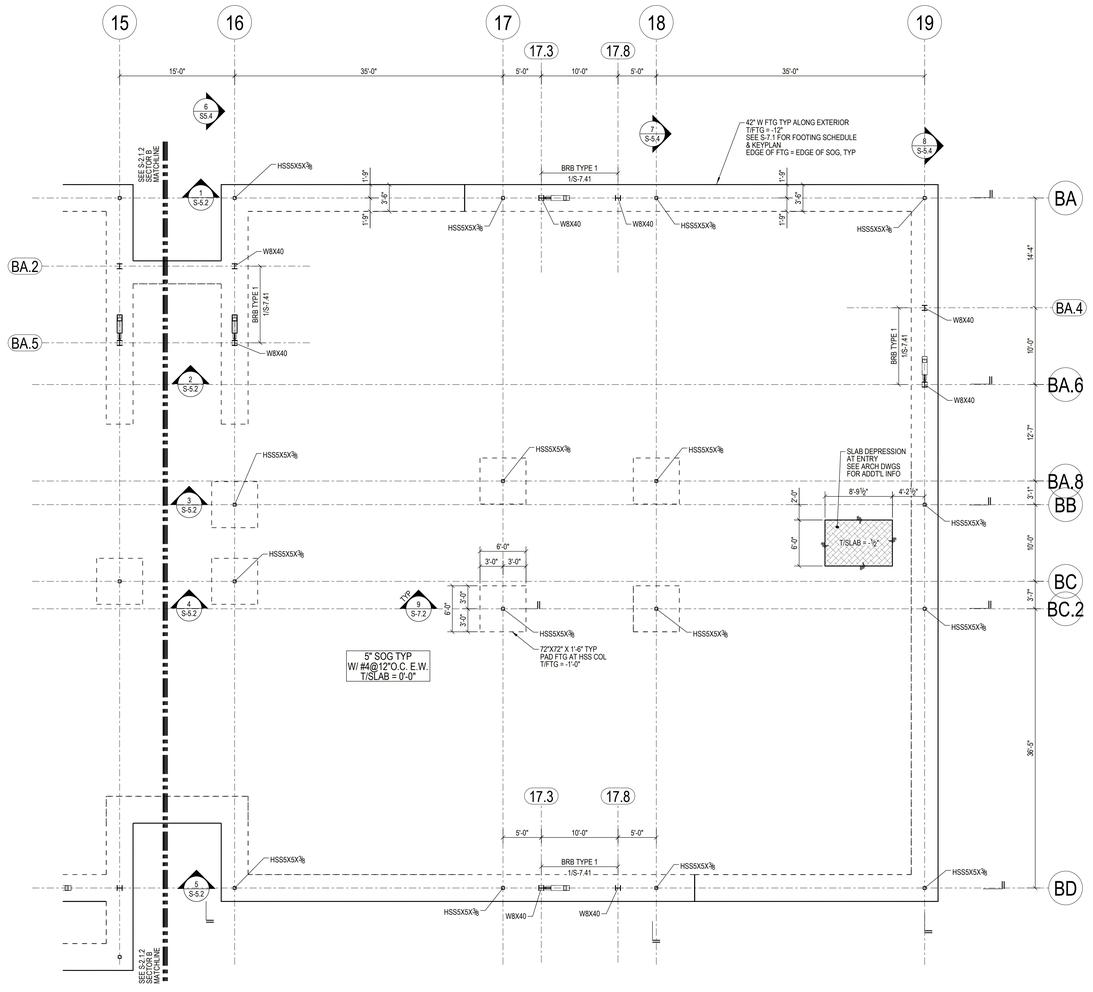

1 FOUNDATION PLAN - SECTOR C
SCALE = 1:96

SHEET NOTES:

1) SEE SHEET S-0.1 FOR LEGEND AND ABBREVIATIONS.
2) SEE SHEETS S-0.2 FOR GENERAL NOTES.
3) SEE S-0.3 FOR LOAD KEY PLANS & LEGEND.
4) SEE S-0.4 FOR COLLECTOR FORCE PLAN.
5) SEE SHEETS S-1.1 AND S-1.2 FOR TYPICAL CONCRETE DETAILS.
6) SEE SHEET S-1.11 FOR TYPICAL STEEL DETAILS.
7) SEE SHEET S-1.21 & S-1.22 FOR TYPICAL COLD-FORMED STEEL DETAILS.
8) SEE SHEETS S-5.X FOR BUILDING SECTIONS.
9) SEE SHEET S-7.X FOR FRAMING DETAILS - FOUNDATIONS.
10) SEE SHEET S-7.1X FOR FRAMING DETAILS - ROOF.
11) SEE SHEET S-7.2X FOR FRAMING DETAILS - ROOF OVERFRAME.
12) SEE SHEET S-7.3X FOR FRAMING DETAILS - CLERESTORY.
13) SEE SHEET S-7.4X FOR BRACED FRAME DETAILS.
14) ALL STEEL EXPOSED TO WEATHER TO BE HOT-DIPPED GALVANIZED.
15) CAMBER = 0" U.N.O. ON PLAN.
16) T/S.O.G. DATUM = 503'-0" = 0'-0"

QUATTROCCHI KWOK ARCHITECTS
Main:
636 Fifth Street, Santa Rosa, CA 95404
East Bay:
55 Harrison Street, Suite 525,
Oakland, CA 94607
(707) 576-0829

Gensler
45 Fremont Street
Suite 1500
San Francisco, CA 94105
United States
Tel 415.433.3700
Fax 415.836.4599

Gregory P. Luth & Associates, Inc.
Structural Engineers and Builders
3350 Scott Blvd, Bldg. 48
Santa Clara, CA 95054
Telephone: 408 654-0475
Fax: 408 654-0476

REGISTERED PROFESSIONAL ENGINEER
GREGORY P. LUTH
S2718
Exp. 12/31/2022
STRUCTURAL
STATE OF CALIFORNIA

GAVILAN COLLEGE

NEW COLLEGE CAMPUS

505 FAIRVIEW ROAD
HOLLISTER, CA 95023

GAVILAN JOINT COMMUNITY COLLEGE DISTRICT

DSA APP NO. 01-119906

ARCH PROJECT NO:	1897.00
DRAWN BY:	GPLA
DRAWING SCALE:	AS SHOWN
PTN: 43-C4	FILE NO: N/A

DSA SUBMITTAL

FEBRUARY 4, 2022

SHEET TITLE

FOUNDATION PLAN SECTOR C

SHEET NUMBER

S-2.1.3

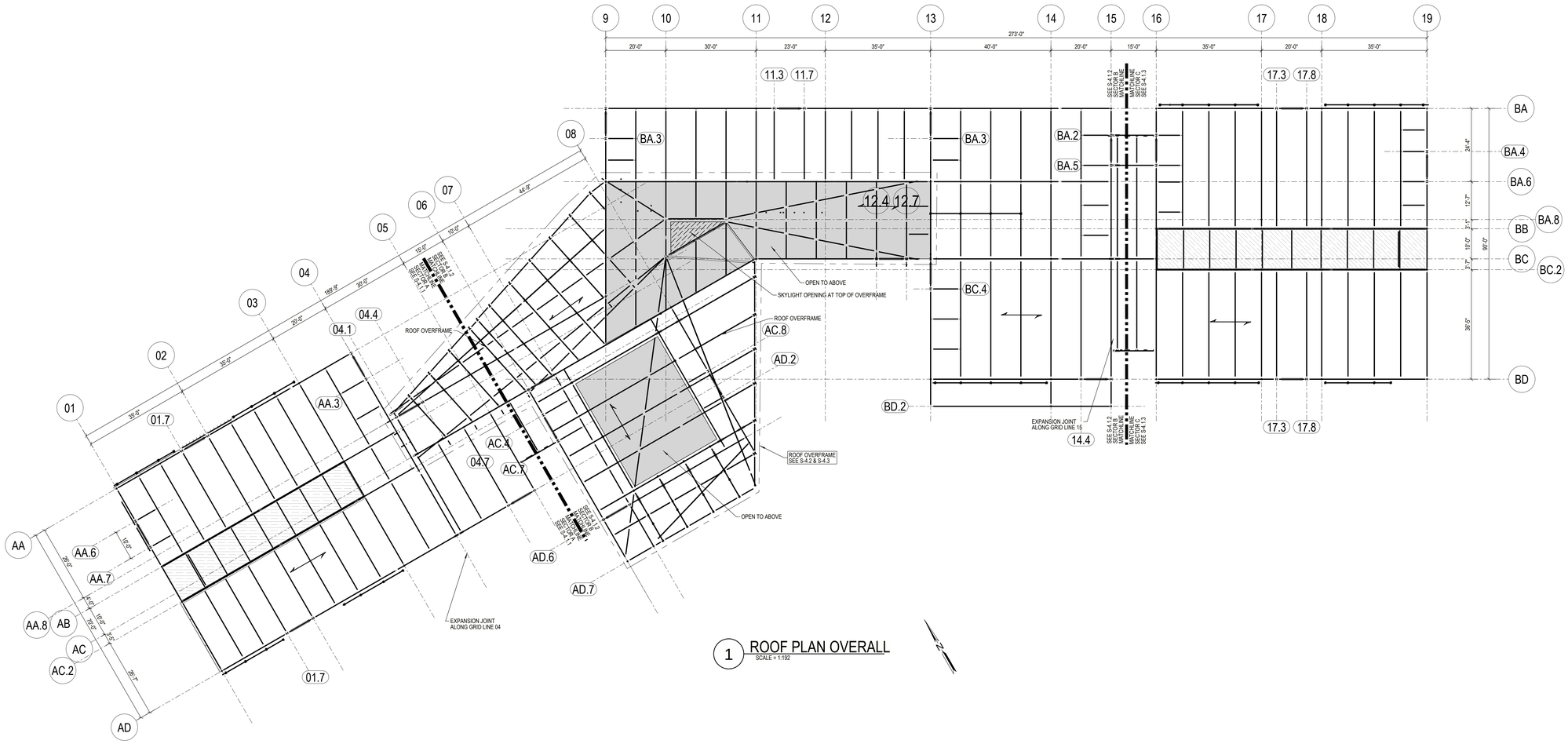

1 ROOF PLAN OVERALL
SCALE = 1:192

QUATTROCCHI KWOK
ARCHITECTS
Main:
636 Fifth Street, Santa Rosa, CA 95404
East Bay:
55 Harrison Street, Suite 525,
Oakland, CA 94607
(707) 576-0829

Gensler
45 Fremont Street
Suite 1500
San Francisco, CA 94105
United States
Tel 415.433.3700
Fax 415.836.4599

Gregory P. Luth & Associates, Inc.
Structural Engineers and Builders
3350 Scott Blvd. Bldg. 48
Santa Clara, CA 95054
Telephone: 408 654-0475
Fax: 408 654-0476

REGISTERED PROFESSIONAL ENGINEER
GREGORY P. LUTH
S2718
Exp. 12/31/2022
STRUCTURAL
STATE OF CALIFORNIA

GAVILAN COLLEGE

NEW COLLEGE CAMPUS

505 FAIRVIEW ROAD
HOLLISTER, CA 95023

GAVILAN JOINT
COMMUNITY
COLLEGE DISTRICT

DSA APP NO. 01-119906

ARCH PROJECT NO:	1897.00
DRAWN BY:	GPLA
DRAWING SCALE:	AS SHOWN
PTN: 43-C4	FILE NO: N/A

DSA SUBMITTAL

FEBRUARY 4, 2022

SHEET TITLE

ROOF
PLAN
OVERALL

SHEET NUMBER

S-4.1

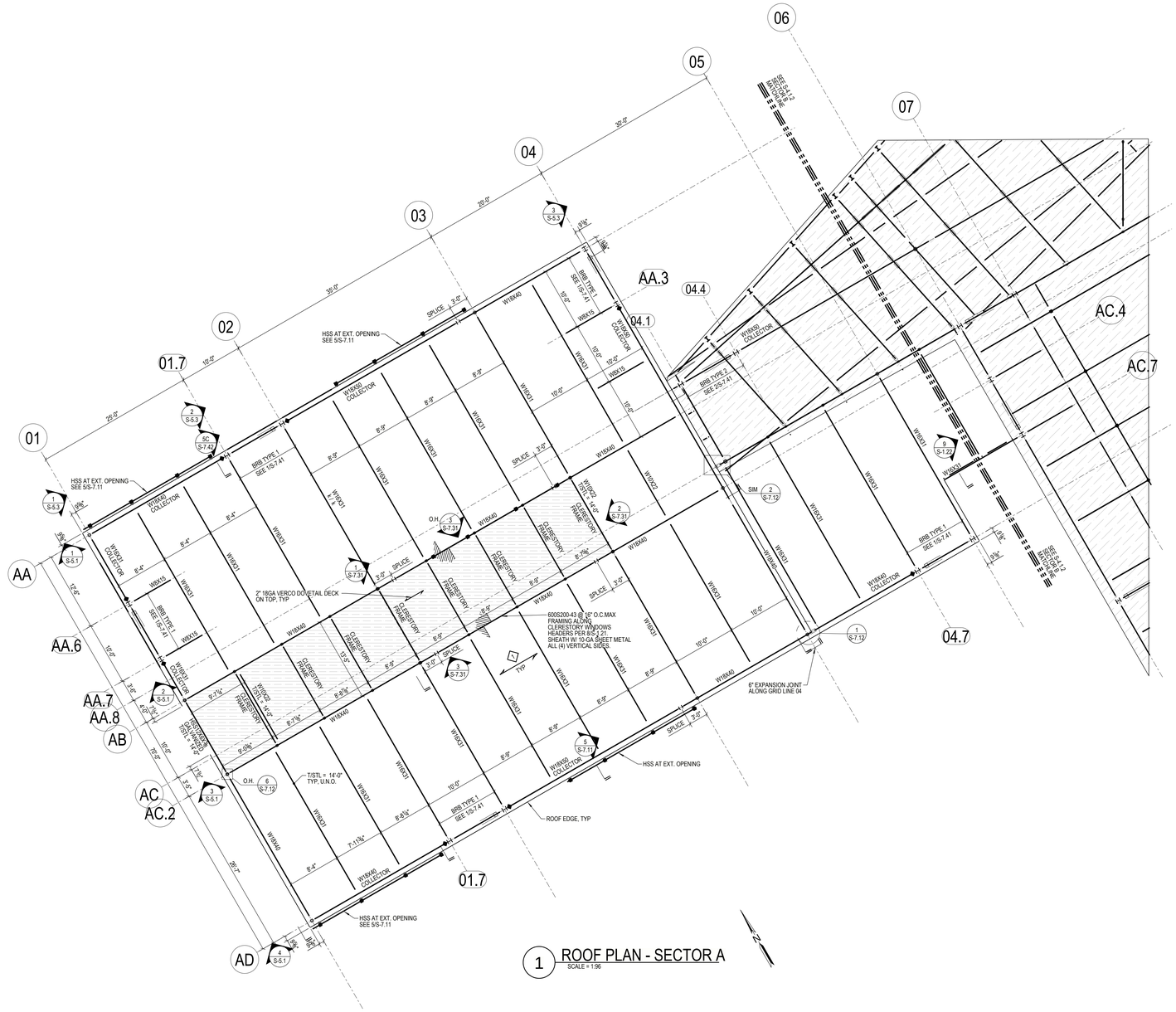

1 ROOF PLAN - SECTOR A
SCALE = 1:96

SHEET NOTES:

1) SEE SHEET S-0.1 FOR LEGEND AND ABBREVIATIONS.
2) SEE SHEETS S-0.2 FOR GENERAL NOTES.
3) SEE S-0.3 FOR LOAD KEY PLANS & LEGEND.
4) SEE S-0.4 FOR COLLECTOR FORCE PLAN.
5) SEE SHEETS S-1.1 AND S-1.2 FOR TYPICAL CONCRETE DETAILS.
6) SEE SHEET S-1.11 FOR TYPICAL STEEL DETAILS.
7) SEE SHEET S-1.21 & S-1.22 FOR TYPICAL COLD-FORMED STEEL DETAILS.
8) SEE SHEETS S-5.X FOR BUILDING SECTIONS.
9) SEE SHEET S-7.X FOR FRAMING DETAILS - FOUNDATIONS.
10) SEE SHEET S-7.1X FOR FRAMING DETAILS - ROOF.
11) SEE SHEET S-7.2X FOR FRAMING DETAILS - ROOF OVERFRAME.
12) SEE SHEET S-7.3X FOR FRAMING DETAILS - CLERESTORY.
13). SEE SHEET S-7.4X FOR BRACED FRAME DETAILS.
14) ALL STEEL EXPOSED TO WEATHER TO BE HOT-DIPPED GALVANIZED.
15) CAMBER = 0" U.N.O. ON PLAN.
16) T/S.O.G. DATUM = 503'-0" = 0'-0"

ROOF DECK & DIAPHRAGM ATTACHMENT

7 2" VERCO DOVETEAIL DECK (ER-0423)
2.0DA18 (18 GA) UP TO 10'-0" MAX
2.0DA16 (16 GA) >10'-0" < 12'-0"
(2-SPAN MINIMM FOR BOTH DECKS)
DECK BEARING LENGTH = 2" MIN

ROOF DECK ATTACHMENT, TYP
SUPPORT: 24 5/4 WELD PATTERN W/ 7/8 "Ø VISIBLE ARC SPOT WELD
SIDELAP: #10 SMS SCREWS AT 12"O.C.
SIDE SUPPORT: 7/8 "Ø VISIBLE ARC SPOT WELD @12"O.C.

◆ COLLECTOR BEAM CONNECTION DESIGNATION

QUATTROCCHI KWOK ARCHITECTS
Main:
636 Fifth Street, Santa Rosa, CA 95404
East Bay:
55 Harrison Street, Suite 525,
Oakland, CA 94607
(707) 576-0829

Gensler
45 Fremont Street
Suite 1500
San Francisco, CA 94105
United States
Tel 415.433.3700
Fax 415.836.4599

Gregory P. Luth & Associates, Inc.
Structural Engineers and Builders
3350 Scott Blvd, Bldg. 48
Santa Clara, CA 95054
Telephone: 408 654-0475
Fax: 408 654-0476

REGISTERED PROFESSIONAL ENGINEER
GREGORY P. LUTH
S2718
Exp. 12/31/2022
STRUCTURAL
STATE OF CALIFORNIA

GAVILAN COLLEGE

NEW COLLEGE CAMPUS

505 FAIRVIEW ROAD
HOLLISTER, CA 95023

GAVILAN JOINT COMMUNITY COLLEGE DISTRICT

DSA APP NO. 01-119906

ARCH PROJECT NO:	1897.00
DRAWN BY:	GPLA
DRAWING SCALE:	AS SHOWN
PTN: 43-C4	FILE NO: N/A

DSA SUBMITTAL

FEBRUARY 4, 2022

SHEET TITLE

ROOF PLAN SECTOR A

SHEET NUMBER

S-4.1.1

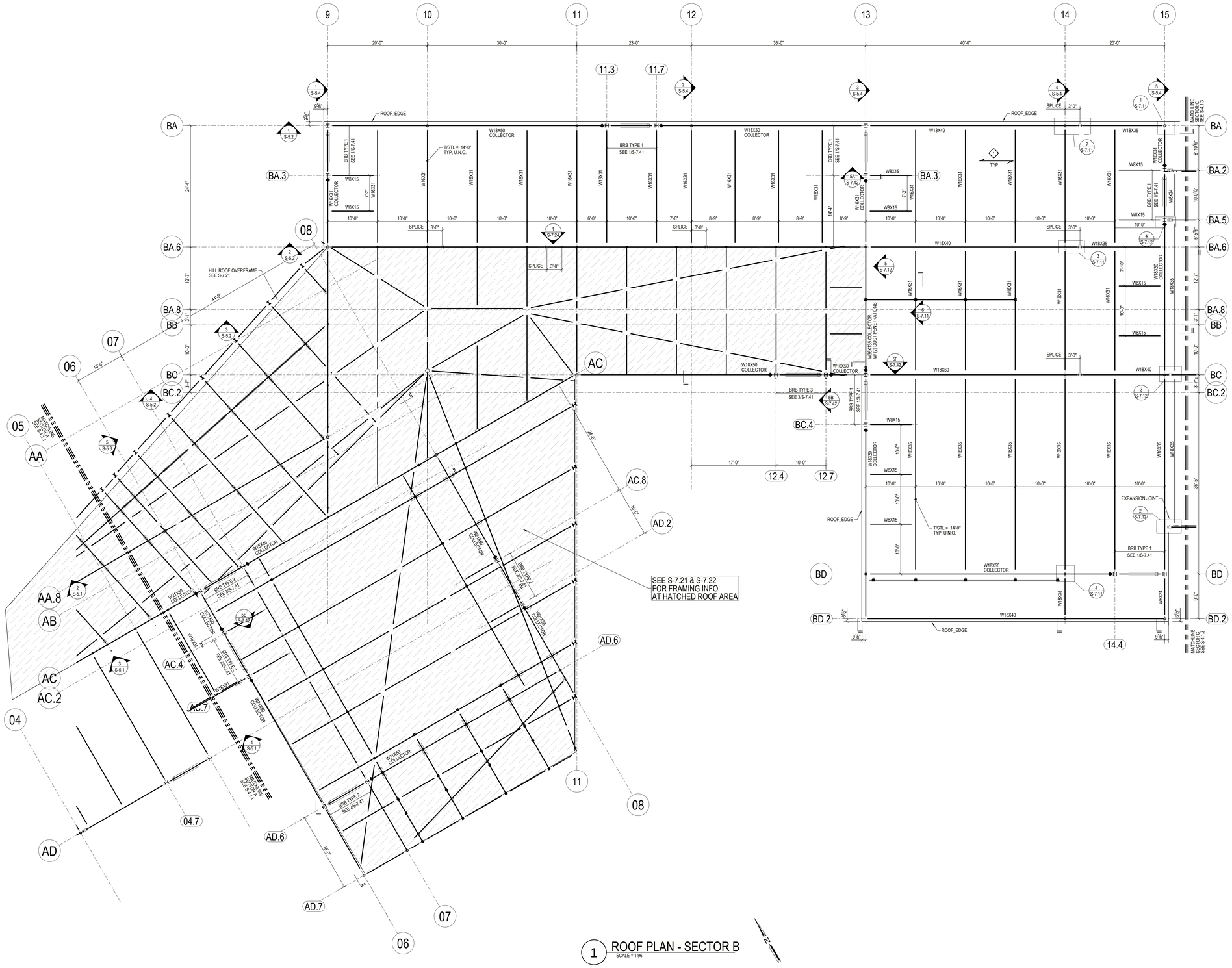

1 ROOF PLAN - SECTOR B
SCALE = 1:96

SHEET NOTES:

1) SEE SHEET S-0.1 FOR LEGEND AND ABBREVIATIONS.
2) SEE SHEETS S-0.2 FOR GENERAL NOTES.
3) SEE S-0.3 FOR LOAD KEY PLANS & LEGEND.
4) SEE S-0.4 FOR COLLECTOR FORCE PLAN.
5) SEE SHEETS S-1.1 AND S-1.2 FOR TYPICAL CONCRETE DETAILS.
6) SEE SHEET S-1.11 FOR TYPICAL STEEL DETAILS.
7) SEE SHEET S-1.21 & S-1.22 FOR TYPICAL COLD-FORMED STEEL DETAILS.
8) SEE SHEETS S-5.X FOR BUILDING SECTIONS.
9) SEE SHEET S-7.X FOR FRAMING DETAILS - FOUNDATIONS.
10) SEE SHEET S-7.1X FOR FRAMING DETAILS - ROOF.
11) SEE SHEET S-7.2X FOR FRAMING DETAILS - ROOF OVERFRAME.
12) SEE SHEET S-7.3X FOR FRAMING DETAILS - CLERESTORY.
13) SEE SHEET S-7.4X FOR BRACED FRAME DETAILS.
14) ALL STEEL EXPOSED TO WEATHER TO BE HOT-DIPPED GALVANIZED.
15) CAMBER = 0" U.N.O. ON PLAN.
16) T/S.O.G. DATUM = 503'-0" = 0'-0"

ROOF DECK & DIAPHRAGM ATTACHMENT

1 2" VERCO DOVETEAIL DECK (ER-0423)
2.0DA18 (18 GA) UP TO 10'-0" MAX
2.0DA16 (16 GA) >10'-0" < 12'-0"
(2-SPAN MINIMM FOR BOTH DECKS)
DECK BEARING LENGTH = 2" MIN

ROOF DECK ATTACHMENT, TYP
SUPPORT: 24 5/4 WELD PATTERN W/ 5/8 "Ø VISIBLE ARC SPOT WELD
SIDELAP: #10 SMS SCREWS AT 12"O.C.
SIDE SUPPORT: 5/8 "Ø VISIBLE ARC SPOT WELD @12"O.C.

◆ COLLECTOR BEAM CONNECTION DESIGNATION

QUATTROCCHI KWOK ARCHITECTS
Main:
636 Fifth Street, Santa Rosa, CA 95404
East Bay:
55 Harrison Street, Suite 525,
Oakland, CA 94607
(707) 576-0829

Gensler
45 Fremont Street
Suite 1500
San Francisco, CA 94105
United States
Tel 415.433.3700
Fax 415.836.4599

Gregory P. Luth & Associates, Inc.
Structural Engineers and Builders
3350 Scott Blvd, Bldg. 48
Santa Clara, CA 95054
Telephone: 408 654-0475
Fax: 408 654-0476

REGISTERED PROFESSIONAL ENGINEER
GREGORY P. LUTH
S2718
Exp. 12/31/2022
STRUCTURAL
STATE OF CALIFORNIA

GAVILAN COLLEGE

NEW COLLEGE CAMPUS

505 FAIRVIEW ROAD
HOLLISTER, CA 95023

GAVILAN JOINT COMMUNITY COLLEGE DISTRICT

DSA APP NO. 01-119906

ARCH PROJECT NO:	1897.00
DRAWN BY:	GPLA
DRAWING SCALE:	AS SHOWN
PTN: 43-C4	FILE NO: N/A

DSA SUBMITTAL
FEBRUARY 4, 2022

SHEET TITLE

ROOF PLAN SECTOR B

SHEET NUMBER

S-4.1.2

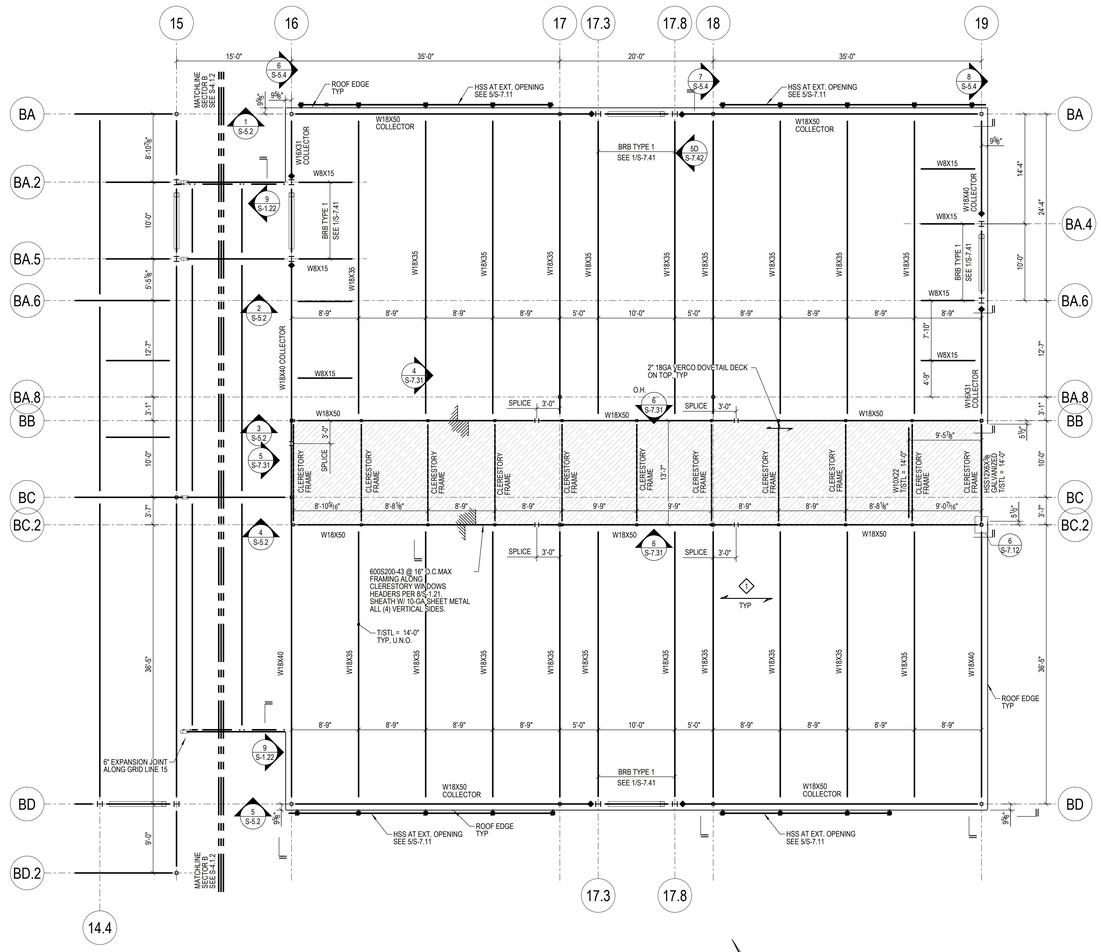

1 ROOF PLAN - SECTOR C
SCALE = 1:96

SHEET NOTES:

1) SEE SHEET S-0.1 FOR LEGEND AND ABBREVIATIONS.
2) SEE SHEETS S-0.2 FOR GENERAL NOTES.
3) SEE S-0.3 FOR LOAD KEY PLANS & LEGEND.
4) SEE S-0.4 FOR COLLECTOR FORCE PLAN.
5) SEE SHEETS S-1.1 AND S-1.2 FOR TYPICAL CONCRETE DETAILS.
6) SEE SHEET S-1.11 FOR TYPICAL STEEL DETAILS.
7) SEE SHEET S-1.21 & S-1.22 FOR TYPICAL COLD-FORMED STEEL DETAILS.
8) SEE SHEETS S-5.X FOR BUILDING SECTIONS.
9) SEE SHEET S-7.X FOR FRAMING DETAILS - FOUNDATIONS.
10) SEE SHEET S-7.1X FOR FRAMING DETAILS - ROOF.
11) SEE SHEET S-7.2X FOR FRAMING DETAILS - ROOF OVERFRAME.
12) SEE SHEET S-7.3X FOR FRAMING DETAILS - CLERESTORY.
13) SEE SHEET S-7.4X FOR BRACED FRAME DETAILS.
14) ALL STEEL EXPOSED TO WEATHER TO BE HOT-DIPPED GALVANIZED.
15) CAMBER = 0" U.N.O. ON PLAN.
16) T/S.O.G. DATUM = 503'-0" = 0'-0"

ROOF DECK & DIAPHRAGM ATTACHMENT

1 2" VERCO DOVETEAIL DECK (ER-0423)
2.0DA18 (18 GA) UP TO 10'-0" MAX
2.0DA16 (16 GA) >10'-0" < 12'-0"
(2-SPAN MINIMUM FOR BOTH DECKS)
DECK BEARING LENGTH = 2" MIN

ROOF DECK ATTACHMENT, TYP.
SUPPORT: 24.5/4 WELD PATTERN W/ 3/8 "Ø VISIBLE ARC SPOT WELD
SIDELAP: #10 SMS SCREWS AT 12"O.C.
SIDE SUPPORT: 3/8 "Ø VISIBLE ARC SPOT WELD @12"O.C.

◆ COLLECTOR BEAM CONNECTION DESIGNATION

QUATTROCCHI KWOK ARCHITECTS
Main:
636 Fifth Street, Santa Rosa, CA 95404
East Bay:
55 Harrison Street, Suite 525,
Oakland, CA 94607
(707) 576-0829

Gensler
45 Fremont Street
Suite 1500
San Francisco, CA 94105
United States
Tel 415.433.3700
Fax 415.836.4599

Gregory P. Luth & Associates, Inc.
Structural Engineers and Builders
3350 Scott Blvd, Bldg. 48
Santa Clara, CA 95054
Telephone: 408 654-0475
Fax: 408 654-0476

REGISTERED PROFESSIONAL ENGINEER
GREGORY P. LUTH
S2718
Exp. 12/31/2022
STRUCTURAL
STATE OF CALIFORNIA

GAVILAN COLLEGE

NEW COLLEGE CAMPUS

505 FAIRVIEW ROAD
HOLLISTER, CA 95023

GAVILAN JOINT COMMUNITY COLLEGE DISTRICT

DSA APP NO. 01-119906

ARCH PROJECT NO:	1897.00
DRAWN BY:	GPLA
DRAWING SCALE:	AS SHOWN
PTN: 43-C4	FILE NO: N/A

DSA SUBMITTAL

FEBRUARY 4, 2022

SHEET TITLE

ROOF PLAN SECTOR C

SHEET NUMBER

S-4.1.3

ROOF DECK & DIAPHRAGM ATTACHMENT

2" VERCO DOVETEAIL DECK (ER-0423)
2.0DA18 (18 GA) UP TO 10'-0" MAX
2.0DA16 (16 GA) >10'-0" < 12'-0"
(2.SPAN MINIMM FOR BOTH DECKS)
DECK BEARING LENGTH = 2" MIN

ROOF DECK ATTACHMENT, TYP:
SUPPORT: 24 5/4 WELD PATTERN W/ ⅞ "Ø VISIBLE ARC SPOT WELD
SIDELAP: #10 SMS SCREWS AT 12"O.C.
SIDE SUPPORT: ⅞ "Ø VISIBLE ARC SPOT WELD @12"O.C.

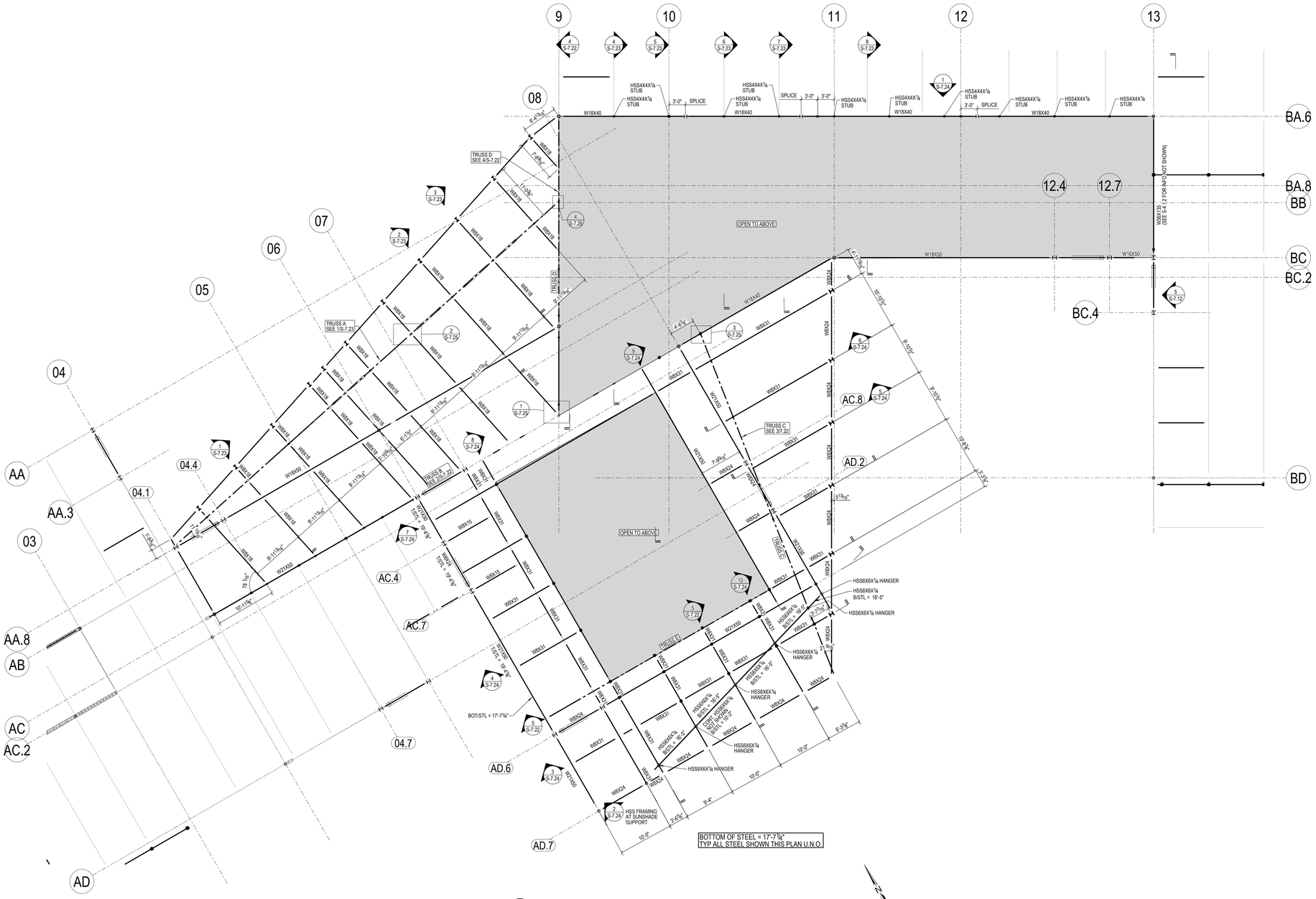

1 FLAT STEEL FRAMING PLAN AT SOFFIT LEVEL
SCALE = 1:96

QUATTROCCHI KWOK ARCHITECTS
Main:
636 Fifth Street, Santa Rosa, CA 95404
East Bay:
55 Harrison Street, Suite 525,
Oakland, CA 94607
(707) 576-0829

Gensler
45 Fremont Street
Suite 1500
San Francisco, CA 94105
United States
Tel 415.433.3700
Fax 415.836.4599

Gregory P. Luth & Associates, Inc.
Structural Engineers and Builders
3350 Scott Blvd, Bldg. 48
Santa Clara, CA 95054
Telephone: 408 654-0475
Fax: 408 654-0476

REGISTERED PROFESSIONAL ENGINEER
GREGORY P. LUTH
S2718
Exp. 12/31/2022
STRUCTURAL
STATE OF CALIFORNIA

GAVILAN COLLEGE

NEW COLLEGE CAMPUS

505 FAIRVIEW ROAD
HOLLISTER, CA 95023

GAVILAN JOINT COMMUNITY COLLEGE DISTRICT

DSA APP NO. 01-119906

ARCH PROJECT NO:	1897.00
DRAWN BY:	GPLA
DRAWING SCALE:	AS SHOWN
PTN: 43-C4	FILE NO: N/A

DSA SUBMITTAL
FEBRUARY 4, 2022

SHEET TITLE
ENLARGED ROOF PLAN SOFFIT LEVEL

SHEET NUMBER
S-4.2

ROOF DECK & DIAPHRAGM ATTACHMENT

2" VERCO DOVETEAIL DECK (ER-0423)
2.00A18 (18 GA) UP TO 10'-0" MAX
2.00A16 (16 GA) >10'-0" < 12'-0"
(2-SPAN MINIMUM FOR BOTH DECKS)
DECK BEARING LENGTH = 2" MIN

ROOF DECK ATTACHMENT, TYP
SUPPORT: 24.5/4 WELD PATTERN W/ 3/8 "Ø VISIBLE ARC SPOT WELD
SIDELAP: #10 SMS SCREWS AT 12"O.C.
SIDE SUPPORT: 3/8 "Ø VISIBLE ARC SPOT WELD @12"O.C.

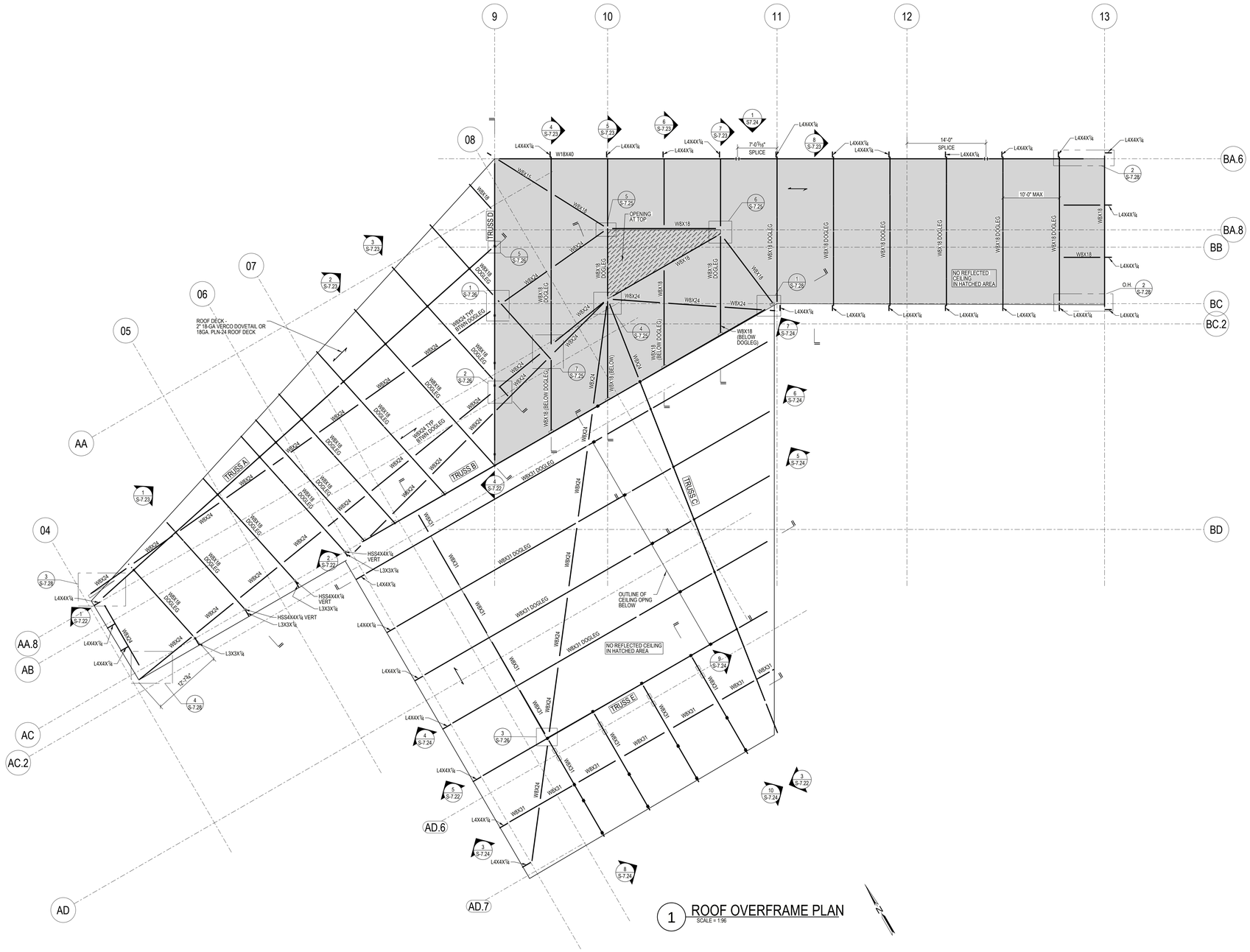

1 ROOF OVERFRAME PLAN
SCALE = 1:96

QUATTROCCHI KWOK ARCHITECTS
Main:
636 Fifth Street, Santa Rosa, CA 95404
East Bay:
55 Harrison Street, Suite 525,
Oakland, CA 94607
(707) 576-0829

Gensler
45 Fremont Street
Suite 1500
San Francisco, CA 94105
United States
Tel 415.433.3700
Fax 415.836.4599

Gregory P. Luth & Associates, Inc.
Structural Engineers and Builders
3350 Scott Blvd, Bldg. 48
Santa Clara, CA 95054
Telephone: 408 654-0475
Fax: 408 654-0476

REGISTERED PROFESSIONAL ENGINEER
GREGORY P. LUTH
S2718
Exp. 12/31/2022
STRUCTURAL
STATE OF CALIFORNIA

GAVILAN COLLEGE

NEW COLLEGE CAMPUS

505 FAIRVIEW ROAD
HOLLISTER, CA 95023

GAVILAN JOINT COMMUNITY COLLEGE DISTRICT

DSA APP NO. 01-119906

ARCH PROJECT NO:	1897.00
DRAWN BY:	GPLA
DRAWING SCALE:	AS SHOWN
PTN: 43-C4	FILE NO: N/A

DSA SUBMITTAL
FEBRUARY 4, 2022

SHEET TITLE
ENLARGED ROOF PLAN OVERFRAME

SHEET NUMBER
S-4.3

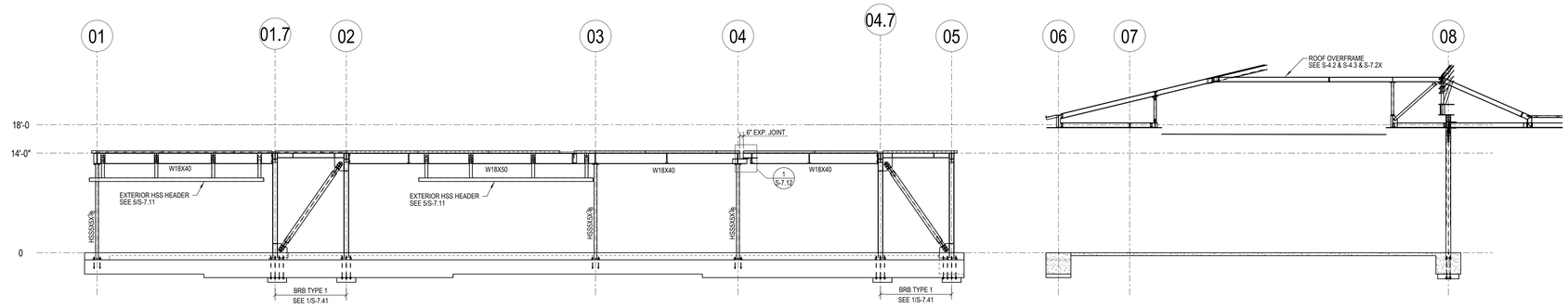

4 SECTION ALONG GRID LINE AD
SCALE = 1:96

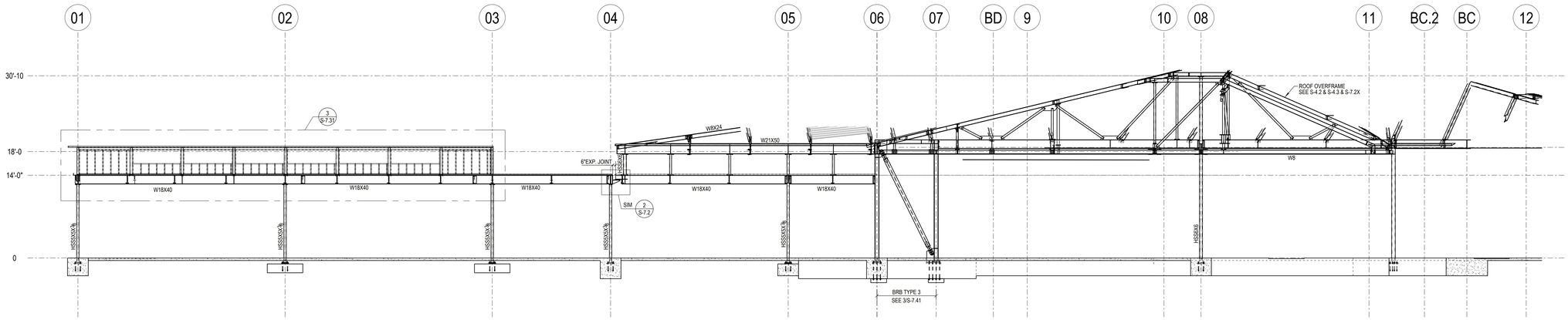

3 SECTION ALONG GRID LINE AC.2 / AC
SCALE = 1:96

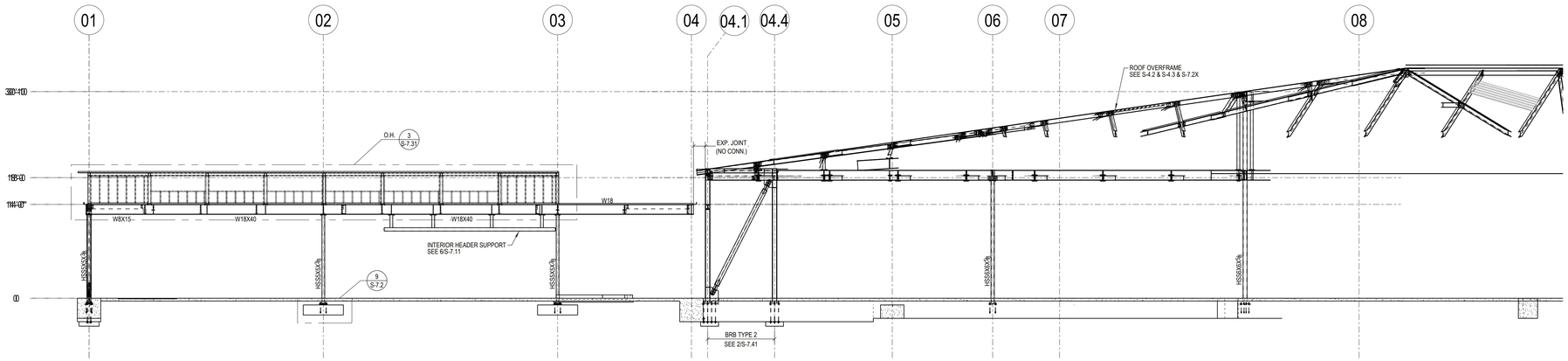

2 SECTION ALONG GRID LINE AB/ AA.8
SCALE = 1:96

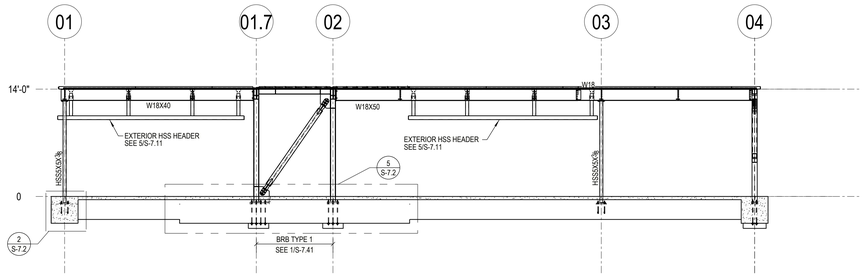

1 SECTION ALONG GRID LINE AA
SCALE = 1:96

QUATTROCCHI KWOK
ARCHITECTS
Main:
636 Fifth Street, Santa Rosa, CA 95404
East Bay:
55 Harrison Street, Suite 525,
Oakland, CA 94607
(707) 576-0829

Gensler
45 Fremont Street
Suite 1500
San Francisco, CA 94105
United States
Tel 415.433.3700
Fax 415.836.4599

Gregory P. Luth & Associates, Inc.
Structural Engineers and Builders
3350 Scott Blvd, Bldg. 48
Santa Clara, CA 95054
Telephone: 408 654-0475
Fax: 408 654-0476

REGISTERED PROFESSIONAL ENGINEER
GREGORY P. LUTH
S2718
Exp. 12/31/2022
STRUCTURAL
STATE OF CALIFORNIA

GAVILAN COLLEGE

NEW COLLEGE CAMPUS

505 FAIRVIEW ROAD
HOLLISTER, CA 95023

GAVILAN JOINT
COMMUNITY
COLLEGE DISTRICT

DSA APP NO. 01-119906

ARCH PROJECT NO:	1897.00
DRAWN BY:	GPLA
DRAWING SCALE:	AS SHOWN
PTN: 43-C4	FILE NO: N/A

DSA SUBMITTAL
FEBRUARY 4, 2022

SHEET TITLE
BUILDING SECTIONS

SHEET NUMBER
S-5.1

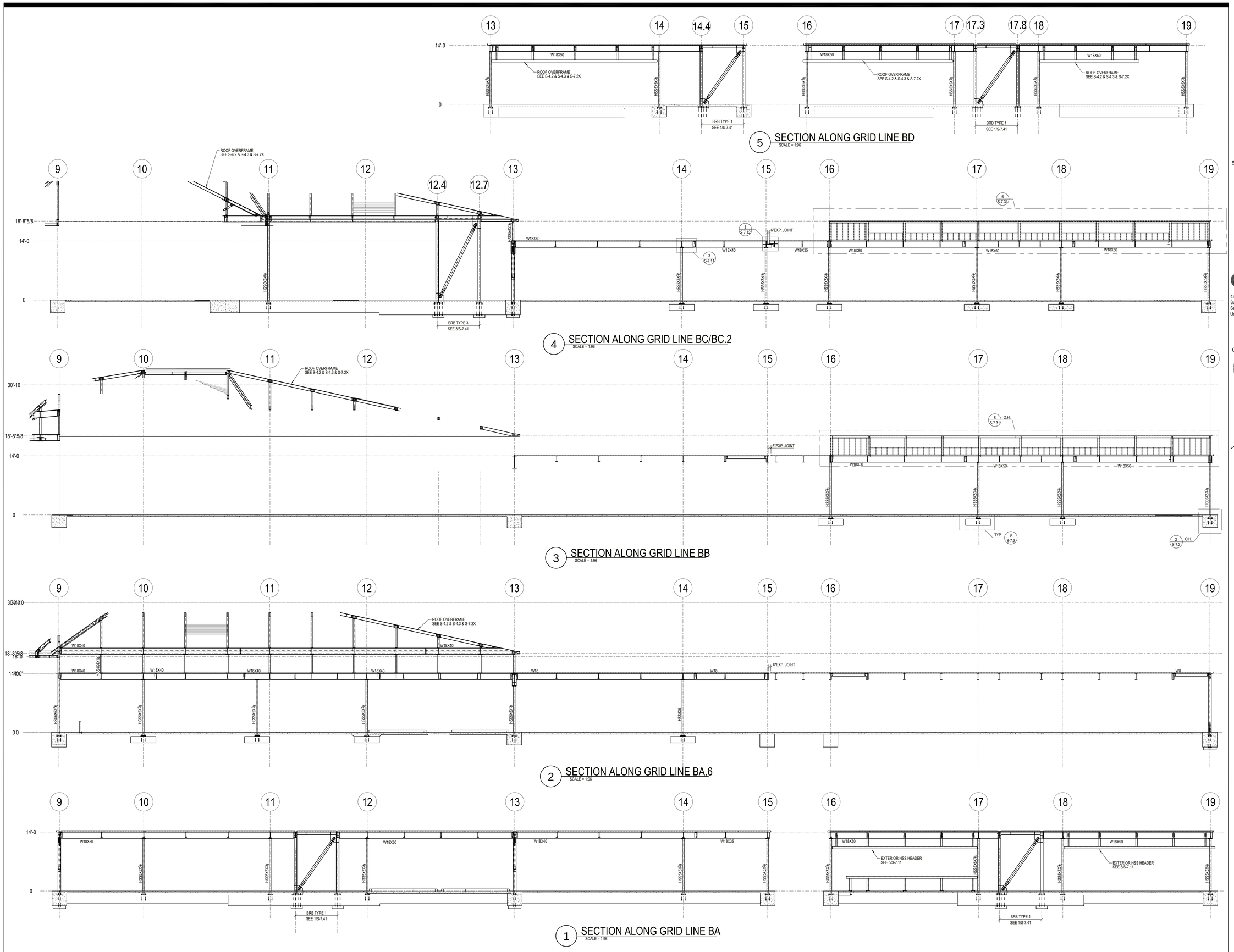

QUATTROCCHI KWOK
ARCHITECTS
Main:
636 Fifth Street, Santa Rosa, CA 95404
East Bay:
55 Harrison Street, Suite 525,
Oakland, CA 94607
(707) 576-0829

Gensler
45 Fremont Street
Suite 1500
San Francisco, CA 94105
United States
Tel 415.433.3700
Fax 415.836.4599

Gregory P. Luth & Associates, Inc.
Structural Engineers and Builders
3350 Scott Blvd. Bldg. 48
Santa Clara, CA 95054
Telephone: 408 654-0475
Fax: 408 654-0476

REGISTERED PROFESSIONAL ENGINEER
GREGORY P. LUTH
S2718
Exp. 12/31/2022
STRUCTURAL
STATE OF CALIFORNIA

GAVILAN COLLEGE

NEW COLLEGE CAMPUS

505 FAIRVIEW ROAD
HOLLISTER, CA 95023

GAVILAN JOINT
COMMUNITY
COLLEGE DISTRICT

DSA APP NO.	01-119906
ARCH PROJECT NO:	1897.00
DRAWN BY:	GPLA
DRAWING SCALE:	AS SHOWN
PTN: 43-C4	FILE NO: N/A

DSA SUBMITTAL

FEBRUARY 4, 2022

SHEET TITLE

BUILDING
SECTIONS

SHEET NUMBER

S-5.2

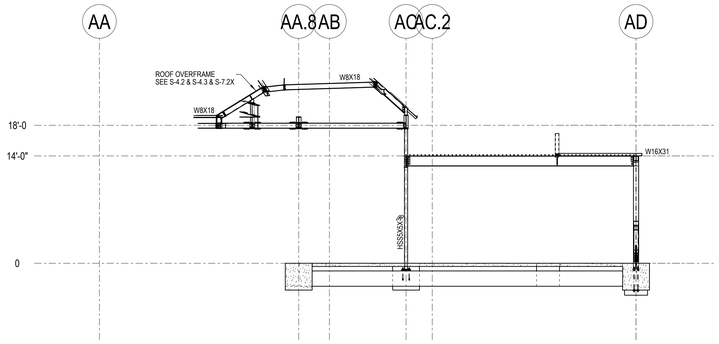

4 SECTION ALONG GRID LINE 05
SCALE = 1:96

3 SECTION ALONG GRID LINE 04
SCALE = 1:96

2 SECTION ALONG GRID LINE 02
SCALE = 1:96

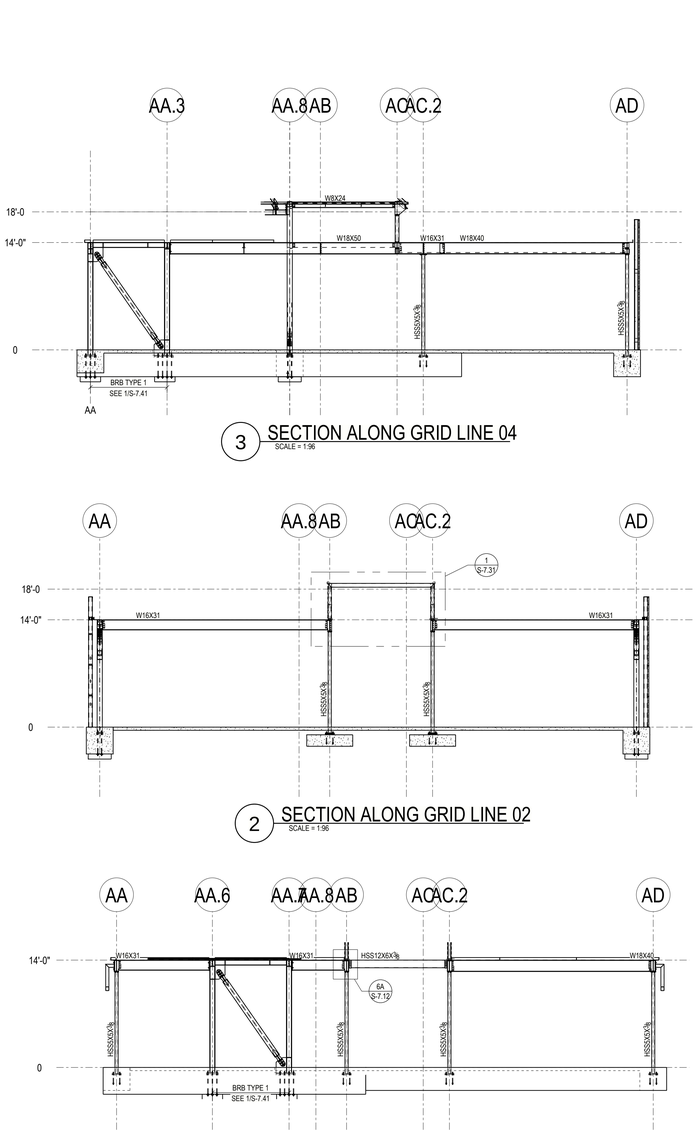

1 SECTION ALONG GRID LINE 01
SCALE = 1:96

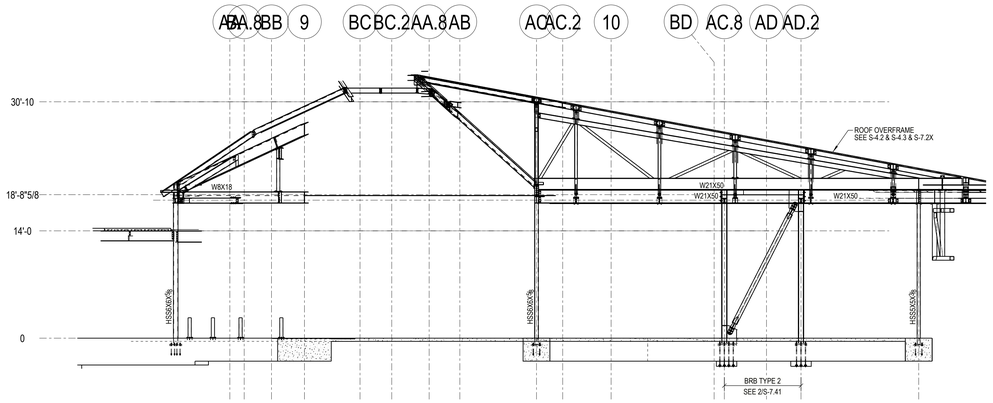

6 SECTION ALONG GRID LINE 08
SCALE = 1:96

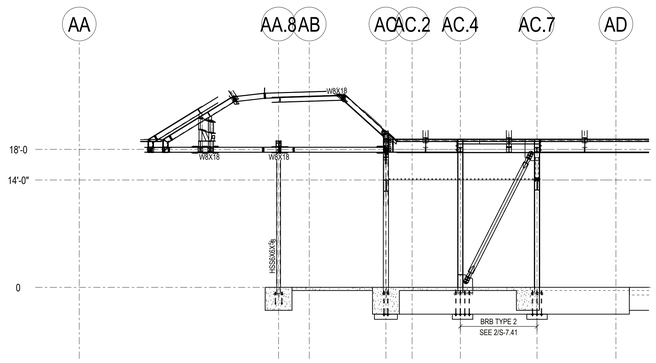

5 SECTION ALONG GRID LINE 06
SCALE = 1:96

QUATTROCCHI KWOK
ARCHITECTS
Main:
636 Fifth Street, Santa Rosa, CA 95404
East Bay:
55 Harrison Street, Suite 525,
Oakland, CA 94607
(707) 576-0829

Gensler
45 Fremont Street
Suite 1500
San Francisco, CA 94105
United States
Tel 415.433.3700
Fax 415.836.4599

Gregory P. Luth & Associates, Inc.
Structural Engineers and Builders
3350 Scott Blvd, Bldg. 48
Santa Clara, CA 95054
Telephone: 408 654-0475
Fax: 408 654-0476

REGISTERED PROFESSIONAL ENGINEER
GREGORY P. LUTH
S2718
Exp. 12/31/2022
STRUCTURAL
STATE OF CALIFORNIA

GAVILAN COLLEGE

NEW COLLEGE CAMPUS

505 FAIRVIEW ROAD
HOLLISTER, CA 95023

GAVILAN JOINT
COMMUNITY
COLLEGE DISTRICT

DSA APP NO. 01-119906

ARCH PROJECT NO:	1897.00
DRAWN BY:	GPLA
DRAWING SCALE:	AS SHOWN
PTN: 43-C4	FILE NO: N/A

DSA SUBMITTAL

FEBRUARY 4, 2022

SHEET TITLE

BUILDING
SECTIONS

SHEET NUMBER

S-5.3

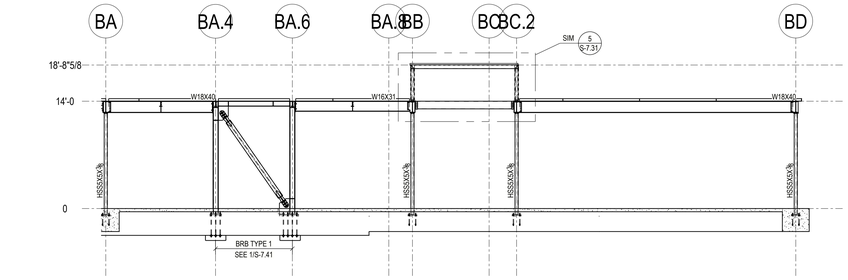

8 SECTION ALONG GRID LINE 19
SCALE = 1:96

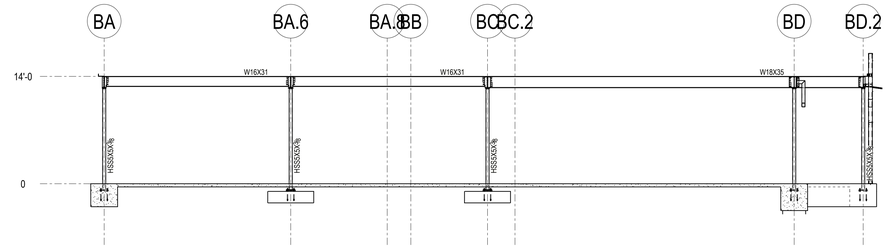

4 SECTION ALONG GRID LINE 14
SCALE = 1:96

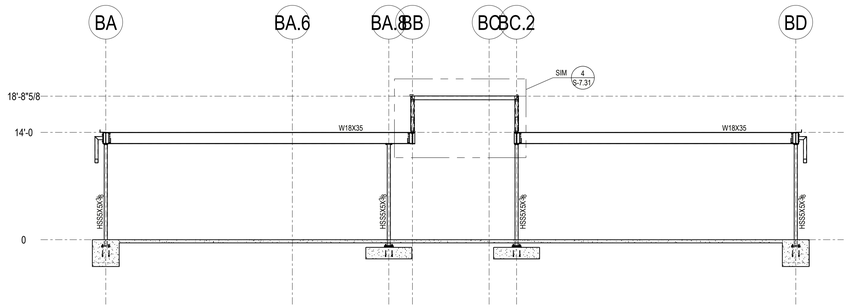

7 SECTION ALONG GRID LINE 18
SCALE = 1:96

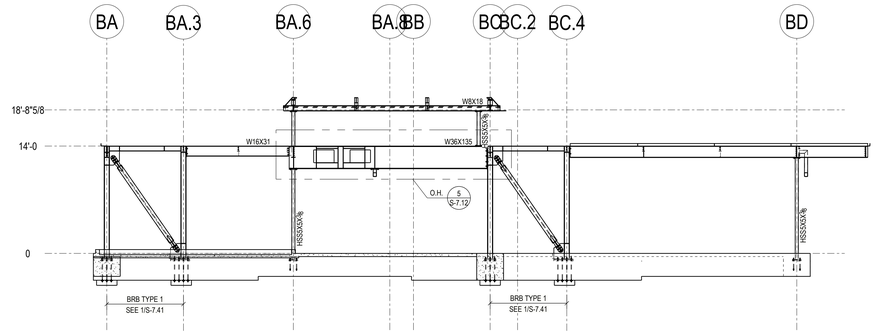

3 SECTION ALONG GRID LINE 13
SCALE = 1:96

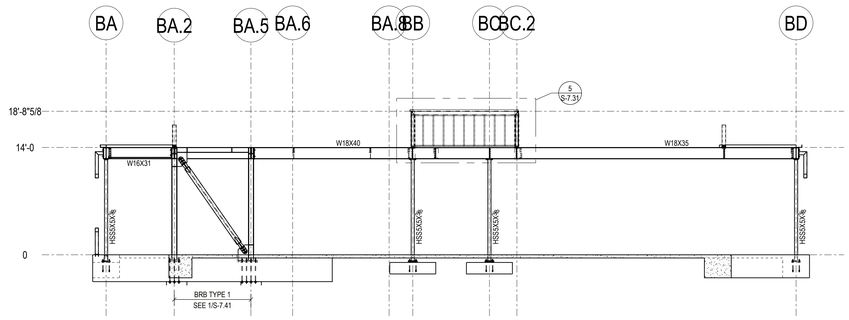

6 SECTION ALONG GRID LINE 16
SCALE = 1:96

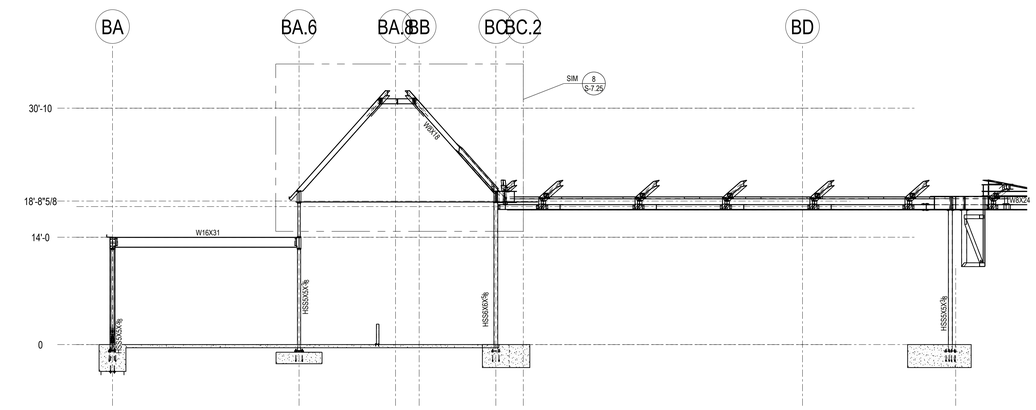

2 SECTION ALONG GRID LINE 12
SCALE = 1:96

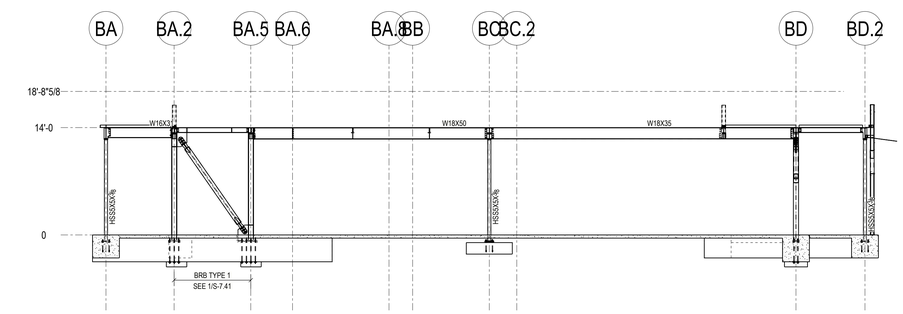

5 SECTION ALONG GRID LINE 15
SCALE = 1:96

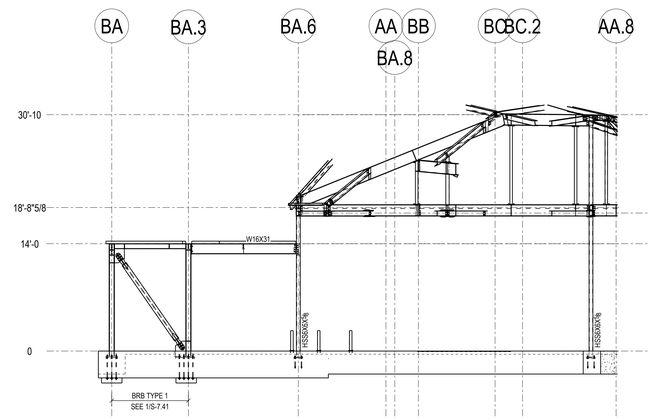

1 SECTION ALONG GRID LINE 9
SCALE = 1:96

QUATTROCCHI KWOK ARCHITECTS
Main:
636 Fifth Street, Santa Rosa, CA 95404
East Bay:
55 Harrison Street, Suite 525,
Oakland, CA 94607
(707) 576-0829

Gensler
45 Fremont Street
Suite 1500
San Francisco, CA 94105
United States
Tel 415.433.3700
Fax 415.836.4599

Gregory P. Luth & Associates, Inc.
Structural Engineers and Builders
3350 Scott Blvd, Bldg. 48
Santa Clara, CA 95054
Telephone: 408 654-0475
Fax: 408 654-0476

REGISTERED PROFESSIONAL ENGINEER
GREGORY P. LUTH
S2718
Exp. 12/31/2022
STRUCTURAL
STATE OF CALIFORNIA

GAVILAN COLLEGE

NEW COLLEGE CAMPUS

505 FAIRVIEW ROAD
HOLLISTER, CA 95023

GAVILAN JOINT COMMUNITY COLLEGE DISTRICT

DSA APP NO.	01-119906
ARCH PROJECT NO:	1897.00
DRAWN BY:	GPLA
DRAWING SCALE:	AS SHOWN
PTN: 43-C4	FILE NO: N/A

DSA SUBMITTAL
FEBRUARY 4, 2022

SHEET TITLE
BUILDING SECTIONS

SHEET NUMBER
S-5.4

FOOTING SCHEDULE

FOOTING #	GRIDLINE	DEPTH	LENGTH	TOP REINF (#9 U.N.O.)	BTM REINF (#9 U.N.O.)	TIES	COMMENTS/ DETAIL REFERENCE
GB-1	1 (AB-AD)	24"	39'-3"	4	4	#4 TIES @ 12" O.C.	
GB-2	1 (AA-AB)	30"	34'-3"	6	10	(4)LEGS #5 TIES @ 12" O.C.	
GB-3	AA (1-)	24"	13'-3"	4	4	#4 TIES @ 12" O.C.	
GB-4	AA(1.7-2)	30"	30'-0"	5	10	(4)LEGS #5 TIES @ 12" O.C.	
GB-5	AA (2-3)	24"	43'-3"	4	6	#4 TIES @ 12" O.C.	
GB-6	4 (AA-AA.8)	30"	29'-6"	7	9	(4)LEGS #5 TIES @ 12" O.C.	
GB-7	AA.8 (4-5)	30"	30'-0"	5	9	(4)LEGS #5 TIES @ 12" O.C.	
GB-8	AA.8 (5-7)	24"	30'-0"	4	5	#4 TIES @ 12" O.C.	
GB-9	AA.8 (7-8)	24"	24'-6 1/2 "	4	4	#4 TIES @ 12" O.C.	
GB-10	9 (BA.6-BC.2)	24"	36'- 3 3/8"	4	4	#4 TIES @ 12" O.C.	
GB-11	9 (BA-BA.6)	30"	33'-6"	7	7	(4)LEGS #5 TIES @ 12" O.C.	
GB-12	BA (9-11)	24"	41'-9"	4	4	#4 TIES @ 12" O.C.	
GB-13	BA (11-12)	30"	36'-0"	6	7#11	(4)LEGS #5 TIES @ 9" O.C.	
GB-14	BA (12-13)	24"	30'-2 3/4"	4	4	#4 TIES @ 12" O.C.	
GB-15	BA (13-14)	24"	32'-0"	4	4	#4 TIES @ 12" O.C.	
GB-16	BA (14-15)	24"	24'-6"	4	4	#4 TIES @ 12" O.C.	
GB-17	15 (BA-BA.6)	30"	31'-3"	4	7#11	(4)LEGS #5 TIES @ 12" O.C.	
GB-18	BA.2 (15-16)	24"	11'-6"	4	4	#4 TIES @ 12" O.C.	
GB-19	16 (BA-BA.6)	30"	31'-3"	6	7#11	(4)LEGS #5 TIES @ 9" O.C.	
GB-20	BA (16-17)	24"	28'-3"	4	4	#4 TIES @ 12" O.C.	
GB-21	BA (17-18)	30"	30'-0"	7#11	10#11	(4)LEGS #5 TIES @ 6" O.C.	
GB-22	BA (18-19)	24"	28'-3"	5	10	#4 TIES @ 12" O.C.	
GB-23	19 (BA-BA.8)	30"	36'-0"	7	8#11	(4)LEGS #5 TIES @ 9" O.C.	
GB-24	19 (BA.8-BC.2)	24"	30'-0"	4	5	#4 TIES @ 12" O.C.	
GB-25	19 (BC.2-BD)	24"	27'-5"	4	4	#4 TIES @ 12" O.C.	
GB-26	BD (18-19)	24"	28'-3"	4	4	#4 TIES @ 12" O.C.	
GB-27	BD (17-18)	30"	30'-0"	9	10	(4)LEGS #5 TIES @ 9" O.C.	
GB-28	BD (16-17)	24"	31'-9"	4	4	#4 TIES @ 12" O.C.	
GB-29	16	24"	6'-8 1/2"	4	4	#4 TIES @ 12" O.C.	
GB-30	(15-16)	24"	18'-6"	4	4	#4 TIES @ 12" O.C.	
GB-31	15 (BD)	24"	6'-8 1/ 2"	4	4	#4 TIES @ 12" O.C.	
GB-32	BD (14-15)	30"	33'-6"	8	8	(4)LEGS #5 TIES @ 12" O.C.	
GB-33	15 (BD-BD.2)	24"	5'-6"	4	4	#4 TIES @ 12" O.C.	
GB-34	BD.2 (14-15)	24"	23'-6"	4	4	#4 TIES @ 12" O.C.	
GB-35	14 (BD-BD.2)	24"	5'-6"	4	4	#4 TIES @ 12" O.C.	
GB-36	BD (13-14)	24"	30'-0"	4	4	#4 TIES @ 12" O.C.	
GB-37	13 (BC.2-BD)	24"	22'-0"	11#6	8#6	#4 TIES @ 12" O.C.	
GB-38	13 (BC.4-BD)	30"	30'-0"	4	8#11	(4)LEGS #5 TIES @ 6" O.C.	
GB-39	13	24"	20'-0"	4	4	#4 TIES @ 12" O.C.	

FOOTING SCHEDULE

FOOTING #	GRIDLINE	DEPTH	LENGTH	TOP REINF (#9 U.N.O.)	BTM REINF (#9 U.N.O.)	TIES	COMMENTS/ DETAIL REFERENCE
GB-40	13 (BA-BA.6)	30"	21'-6"	13#11	13#11	(4) LEGS #5 TIES @ 6" O.C.	
GB-41	BC (12-13)	30"	30'-3"	5	9	(4) LEGS #5 TIES @ 12" O.C.	
GB-42	BC (11-12)	24"	26'-1 1/2"	4	4	#4 TIES @ 12" O.C.	
GB-43	AC (8-11)	24"	36'-9 3/8"	4	4	#4 TIES @ 12" O.C.	
GB-44	08 (AC-AC.8)	24"	12'-9"	4	4	#4 TIES @ 12" O.C.	
GB-45	08 (AC.8-AD.6)	30"	37'-1 1/4"	7#11	8#11	(4) LEGS #5 TIES @ 12" O.C.	
GB-46	AD.6 (7-8)	24"	24'-9"	4	4	#4 TIES @ 12" O.C.	
GB-47	AD.6 (6-7)	30"	33'-6"	5	7	(4) LEGS #5 TIES @ 12" O.C.	
GB-48	7 (AD.6-AC.7)	24"	12'-6"	4	4	#4 TIES @ 12" O.C.	
GB-49	AC.7 (6-7)	24"	13'- 3"	4	4	#4 TIES @ 12" O.C.	
GB-50	6 (AD.6-AC.7)	24"	12'-6"	4	4	#4 TIES @ 12" O.C.	
GB-51	6 (AD-AD.6)	24"	16'-4"1/4	7	5	#4 TIES @ 12" O.C.	
GB-52	6 (AC-AD)	30"	30'-0"	8	8	(4) LEGS #5 TIES @ 9" O.C.	
GB-53	AC (5-7)	30"	32'-6"	6	8#11	(4) LEGS #5 TIES @ 12" O.C.	
GB-54	6 (AA.8-AC)	24"	10'-6"	4	4	#4 TIES @ 12" O.C.	
GB-55	AC.7 (5-6)	24"	15'-0"	4	4	#4 TIES @ 12 O.C.	
GB-56	5 (AC.7-AD)	24"	8'-2 3/4"	4	9	#4 TIES @ 12" O.C.	
GB-57	AD (4-5)	30"	40'-3"	9	11	(4) LEGS #5 TIES @ 12" O.C.	
GB-58	AD (3-4)	24"	35'-0"	4	4	#4 TIES @ 12" O.C.	
GB-59	AD (2-3)	30"	35'-0"	5	10	(4) LEGS #5 TIES @ 12" O.C.	
GB-60	AD (1-2)	24"	13'-3"	9#6	9#6	#4 TIES @ 12" O.C.	

NOTES:

1. TYP FTG WIDTH = 42"
2. TYP TIES AT GRAVITY GRADE BEAMS: #4@12"O.C U.N.O. (OPEN TIES W/ CAPS OR CLOSED STIRRUPS).
3. SEE DETAILS 2 & 4/S- 7.2 FOR GRAVITY GRADE BEAM DETAILS.
4. ALL GB-X @ AT BRB HAVE (1) #9 SIDE BARS AS SHOWN IN DTL 1/S-7.2 & 3/S-7.2
5. (4) LEGS OF TIES = (1) STIRRUP + (2) HAIRPINS
6. TIES AT BRB ANCHOR BOLTS ARE SPACED AT 7"O.C. FOR ANCHOR BOLTS & BEARING PLATES TO SLEEVE THROUGH. SEE DETAIL 5/S-7.2.

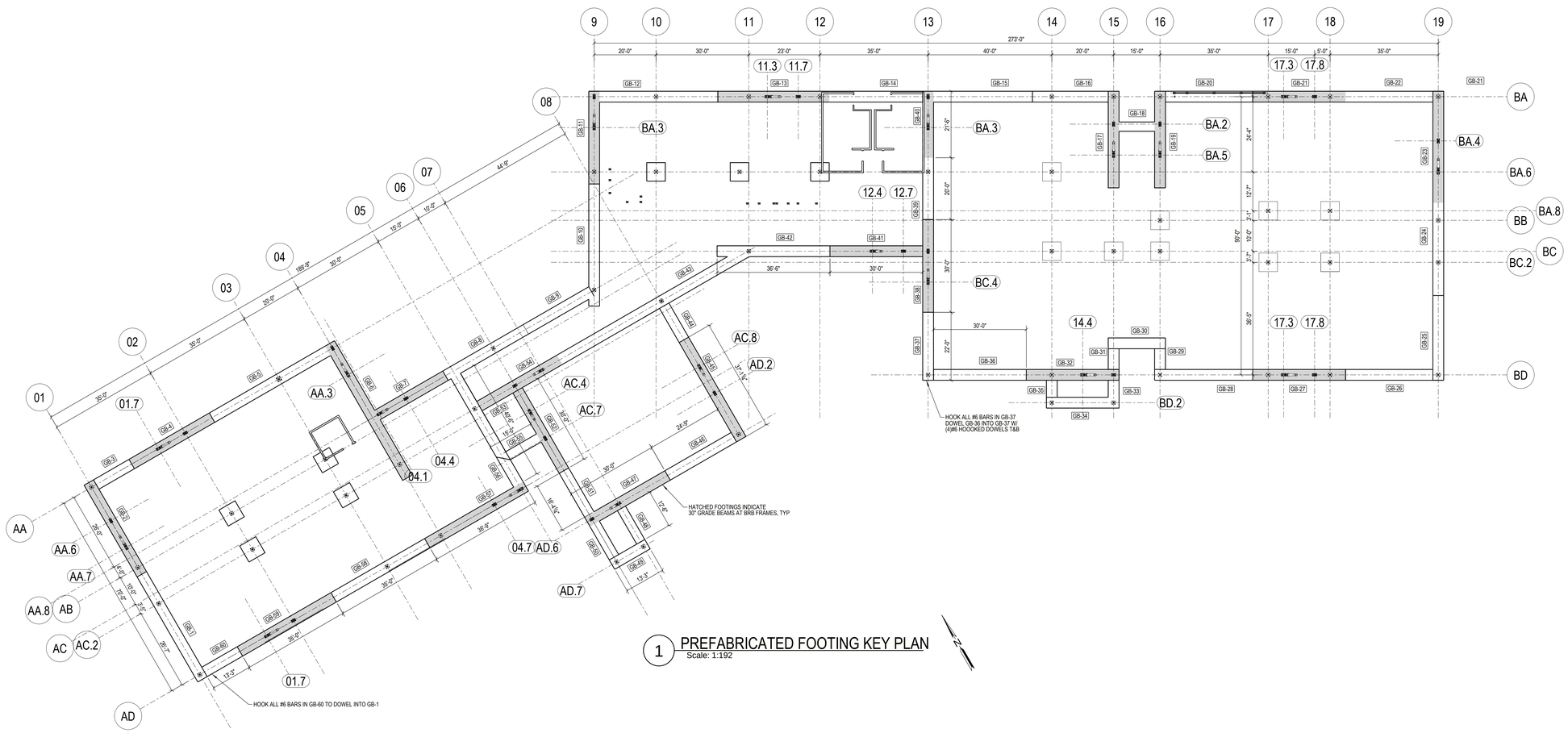

1 PREFABRICATED FOOTING KEY PLAN
Scale: 1:192

QUATTROCCHI KWOK ARCHITECTS
Main:
636 Fifth Street, Santa Rosa, CA 95404
East Bay:
55 Harrison Street, Suite 525,
Oakland, CA 94607
(707) 576-0829

Gensler
45 Fremont Street
Suite 1500
San Francisco, CA 94105
United States
Tel 415.433.3700
Fax 415.836.4599

Gregory P. Luth & Associates, Inc.
Structural Engineers and Builders
3350 Scott Blvd, Bldg. 48
Santa Clara, CA 95054
Telephone: 408 654-0475
Fax: 408 654-0476

REGISTERED PROFESSIONAL ENGINEER
GREGORY P. LUTH
S2718
Exp. 12/31/2022
STRUCTURAL
STATE OF CALIFORNIA

GAVILAN COLLEGE

NEW COLLEGE CAMPUS

505 FAIRVIEW ROAD
HOLLISTER, CA 95023

GAVILAN JOINT COMMUNITY COLLEGE DISTRICT

DSA APP NO. 01-119906

ARCH PROJECT NO:	1897.00
DRAWN BY:	GPLA
DRAWING SCALE:	AS SHOWN
PTN: 43-C4	FILE NO: N/A

DSA SUBMITTAL

FEBRUARY 4, 2022

SHEET TITLE

FOOTING KEY PLAN & SCHEDULE

SHEET NUMBER

S-7.1

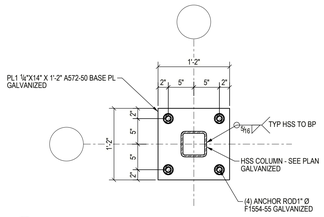

9A PLAN VIEW - HSS COLUMN BASE PLATE
SCALE = 1:12

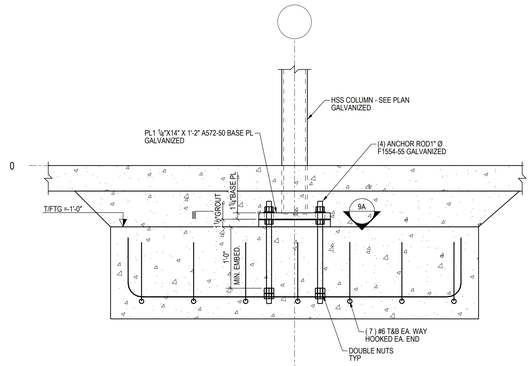

9 TYP HSS COLUMN BASE PLATE DETAIL
SCALE = 1:12

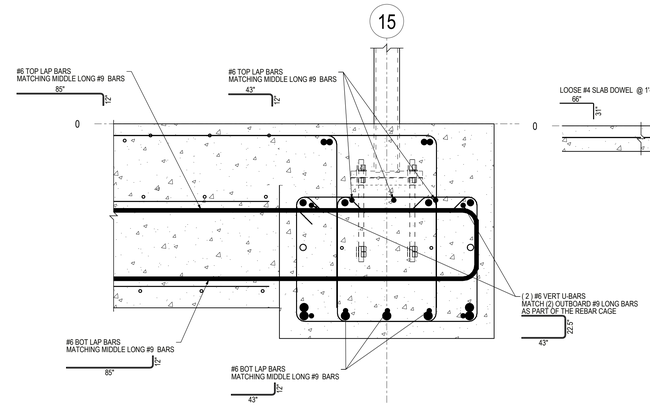

7A DETAIL
SCALE = 1:12

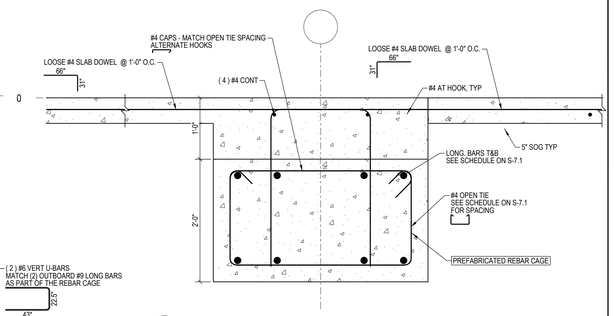

4 INTERIOR GRAVITY FOOTING SECTION
SCALE = 1:12

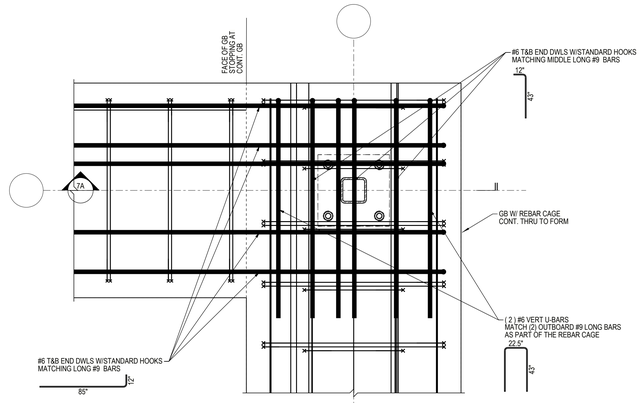

7 TYP GRADE BEAM REINF PLAN DETAIL AT CORNER
SCALE = 1:12

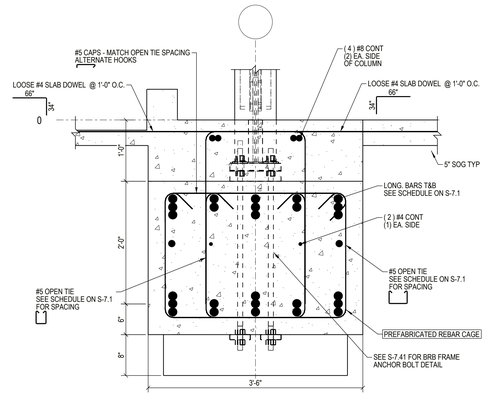

3 INTERIOR FOOTING SECTION AT BRB FRAME
SCALE = 1:12

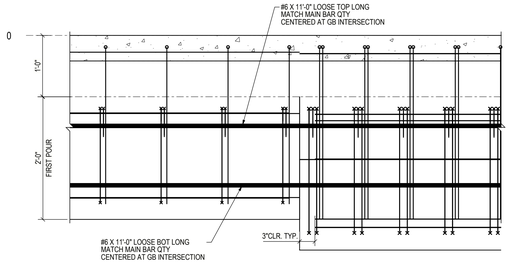

6 TYP SPLICE DETAIL
SCALE = 1:12

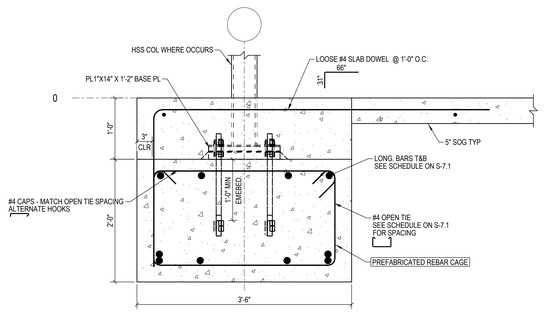

2 EXTERIOR GRAVITY FOOTING SECTION
SCALE = 1:12

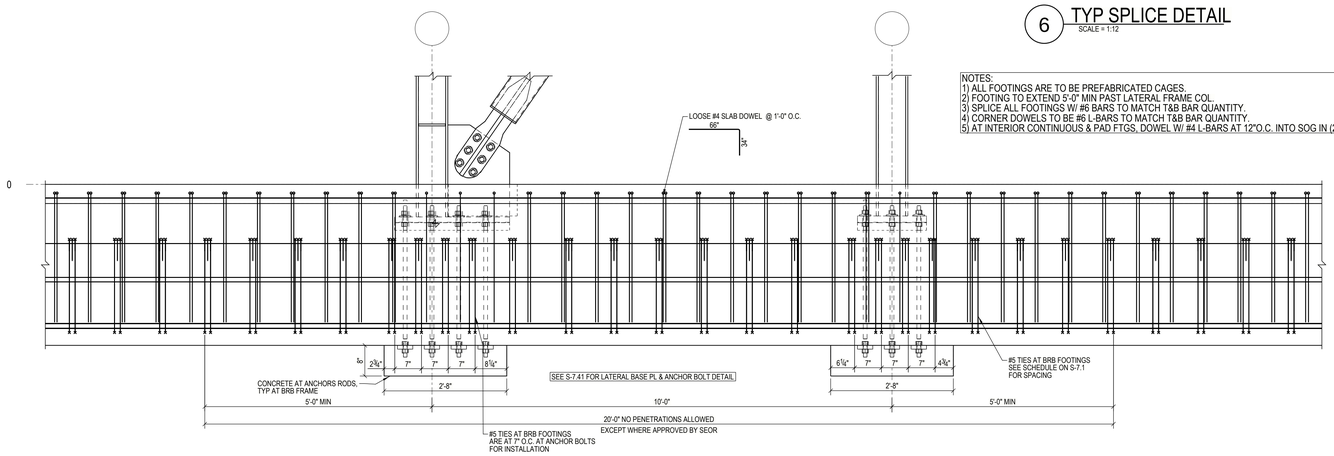

5 FOOTING ELEVATION AT BRB FRAME
SCALE = 1:16

NOTES:
1) ALL FOOTINGS ARE TO BE PREFABRICATED CAGES.
2) FOOTING TO EXTEND 5'-0" MIN PAST LATERAL FRAME COL.
3) SPLICE ALL FOOTINGS W/ #6 BARS TO MATCH T&B BAR QUANTITY.
4) CORNER DOWELS TO BE #6 L-BARS TO MATCH T&B BAR QUANTITY.
5) AT INTERIOR CONTINUOUS & PAD FTGS, DOWEL W/ #4 L-BARS AT 12"O.C. INTO SOG IN (2) DIRECTIONS.

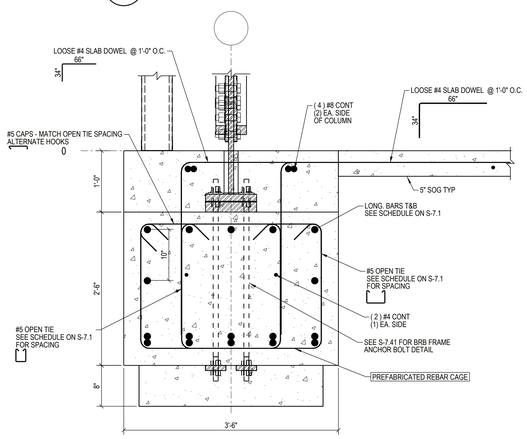

1 EXTERIOR FOOTING SECTION AT BRB FRAME
SCALE = 1:12

QUATTROCCHI KWOK ARCHITECTS
Main:
636 Fifth Street, Santa Rosa, CA 95404
East Bay:
55 Harrison Street, Suite 525,
Oakland, CA 94607
(707) 576-0829

Gensler
45 Fremont Street
Suite 1500
San Francisco, CA 94105
United States
Tel 415.433.3700
Fax 415.836.4599

Gregory P. Luth & Associates, Inc.
Structural Engineers and Builders
3350 Scott Blvd, Bldg. 48
Santa Clara, CA 95054
Telephone: 408 654-0475
Fax: 408 654-0476

REGISTERED PROFESSIONAL ENGINEER
GREGORY P. LUTH
S2718
Exp. 12/31/2022
STRUCTURAL
STATE OF CALIFORNIA

GAVILAN COLLEGE

NEW COLLEGE CAMPUS

505 FAIRVIEW ROAD
HOLLISTER, CA 95023

GAVILAN JOINT COMMUNITY COLLEGE DISTRICT

DSA APP NO.	01-119906
ARCH PROJECT NO:	1897.00
DRAWN BY:	GPLA
DRAWING SCALE:	AS SHOWN
PTN: 43-C4	FILE NO: N/A

DSA SUBMITTAL
FEBRUARY 4, 2022

SHEET TITLE
FOUNDATION DETAILS

SHEET NUMBER
S-7.2

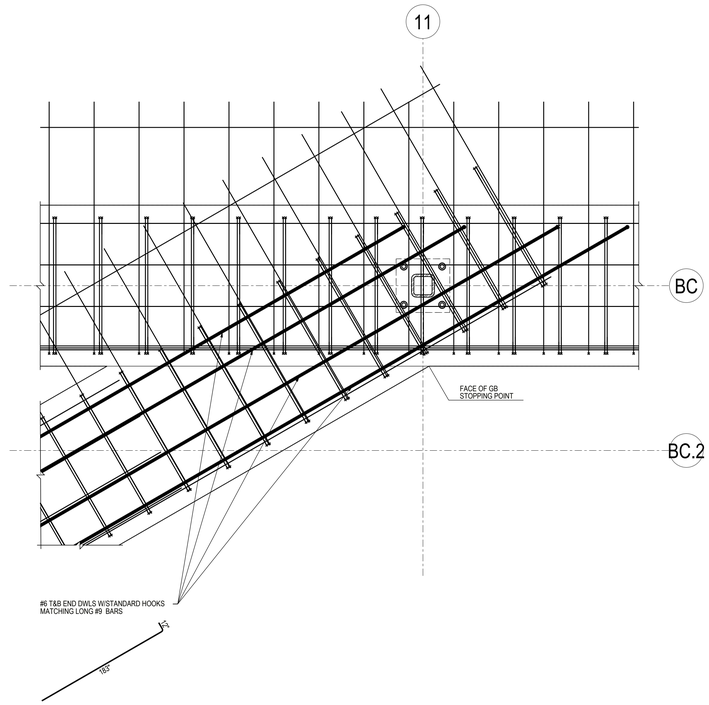

4 GRADE BEAM INTERSECTION
SCALE = 1:16

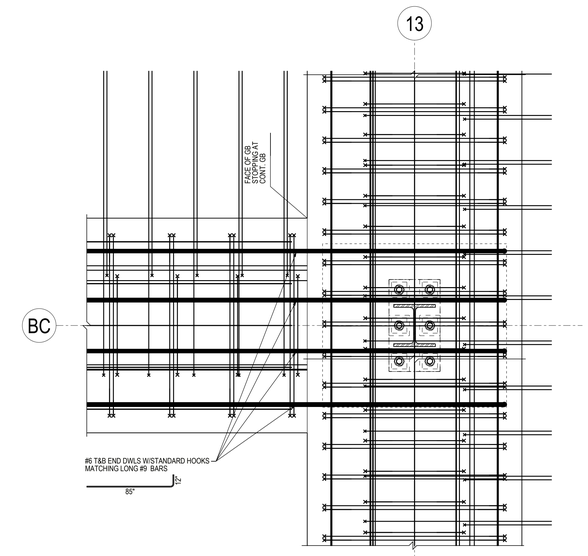

2 GRADE BEAM REINF DETAIL AT 'T' INTERSECTION
(ONE GRADE BEAM FRAMING INTO ANOTHER)
SCALE = 1:12

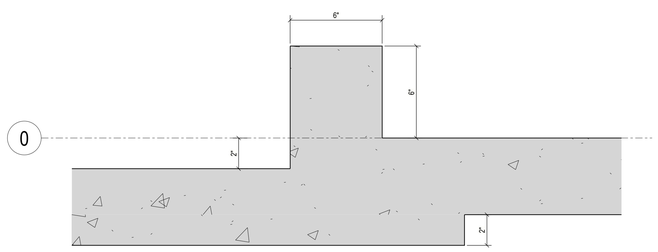

5 SECTION AT SLAB DEPRESSION
SCALE = 1:4

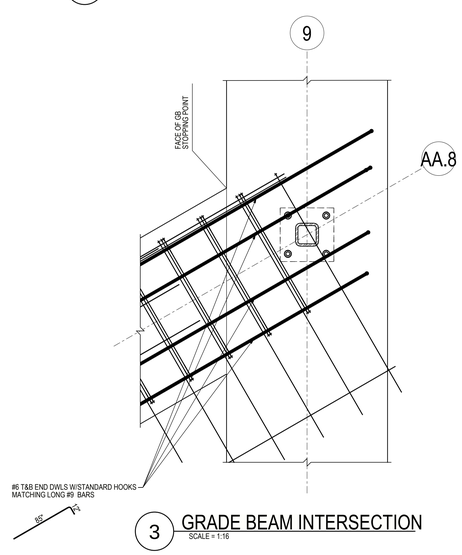

3 GRADE BEAM INTERSECTION
SCALE = 1:16

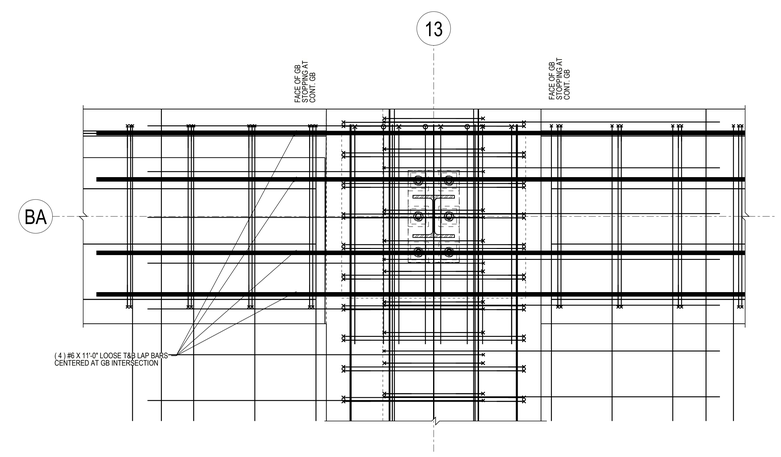

1 GRADE BEAM REINF DETAIL AT 'T' INTERSECTION
(TWO GRADE BEAMS FRAMING INTO ONE)
SCALE = 1:12

QUATTROCCHI KWOK
ARCHITECTS
Main:
636 Fifth Street, Santa Rosa, CA 95404
East Bay:
55 Harrison Street, Suite 525,
Oakland, CA 94607
(707) 576-0829

Gensler
45 Fremont Street
Suite 1500
San Francisco, CA 94105
United States
Tel 415.433.3700
Fax 415.836.4599

Gregory P. Luth & Associates, Inc.
Structural Engineers and Builders
3350 Scott Blvd. Bldg. 48
Santa Clara, CA 95054
Telephone: 408 654-0475
Fax: 408 654-0476

REGISTERED PROFESSIONAL ENGINEER
GREGORY P. LUTH
S2718
Exp. 12/31/2022
STRUCTURAL
STATE OF CALIFORNIA

GAVILAN COLLEGE

NEW COLLEGE CAMPUS

505 FAIRVIEW ROAD
HOLLISTER, CA 95023

GAVILAN JOINT
COMMUNITY
COLLEGE DISTRICT

DSA APP NO.	01-119906
ARCH PROJECT NO:	1897.00
DRAWN BY:	GPLA
DRAWING SCALE:	AS SHOWN
PTN: 43-C4	FILE NO: N/A

DSA SUBMITTAL
FEBRUARY 4, 2022

SHEET TITLE
FOUNDATION DETAILS

SHEET NUMBER
S-7.3

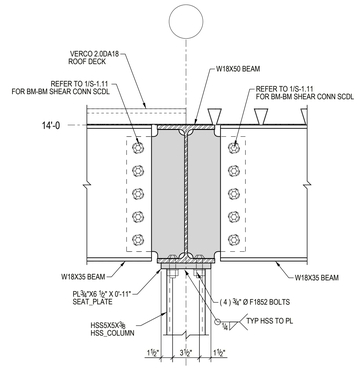

4A DETAIL
SCALE = 1:8

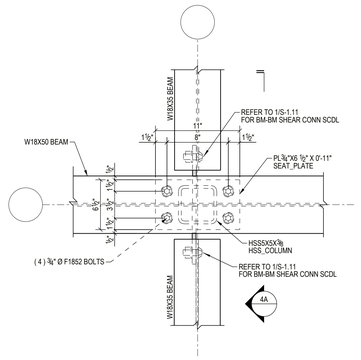

4 PLAN DETAIL AT INTERIOR GIRDER
SCALE = 1:8

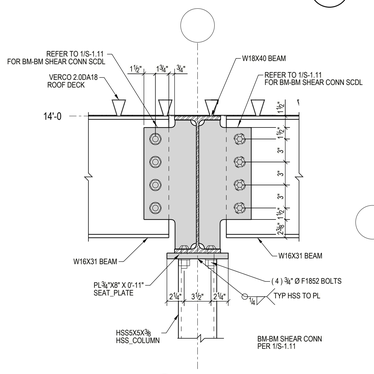

3A DETAIL
SCALE = 1:8

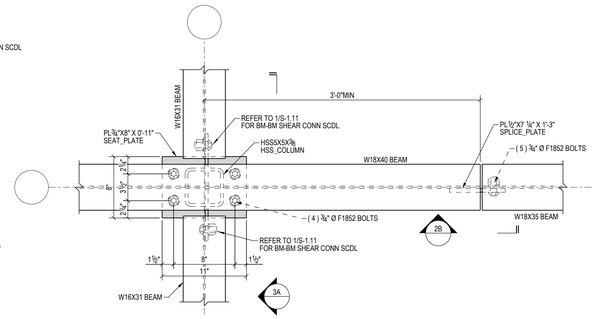

3 PLAN DETAIL AT INTERIOR GIRDER W/ SPLICE
SCALE = 1:8

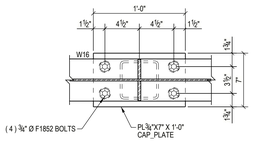

6A PLAN DETAIL AT END PLATE
SCALE = 1:8

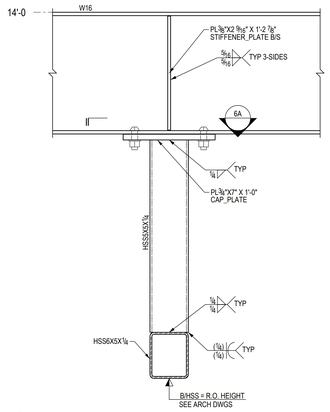

6 HSS HEADER DETAIL AT INTERIOR WALL
SCALE = 1:8

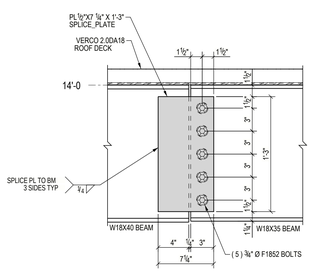

2B SPLICE DETAIL
SCALE = 1:8

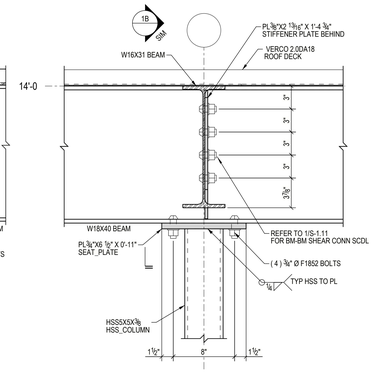

2A DETAIL
SCALE = 1:8

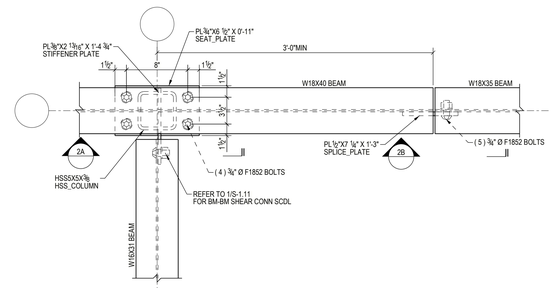

2 PLAN DETAIL
GIRDER SUPPORT & SPLICE DETAIL
SCALE = 1:8

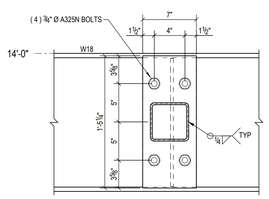

5B END PLATE DETAIL
SCALE = 1:8

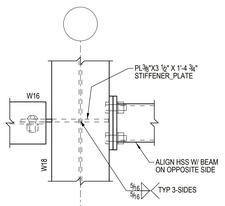

5A PLAN DETAIL
SCALE = 1:8

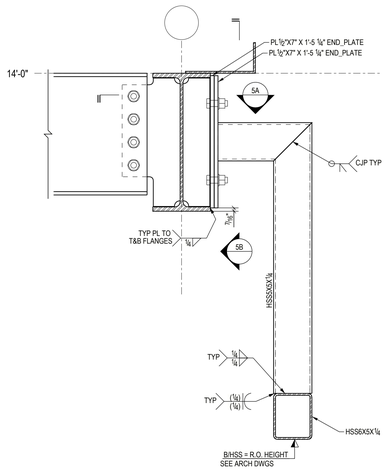

5 HSS HEADER DETAIL AT EXTERIOR WALL
SCALE = 1:8

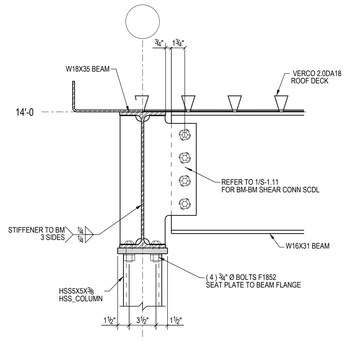

1B DETAIL
SCALE = 1:8

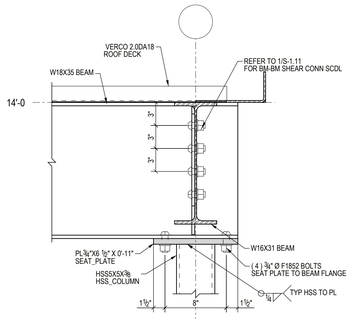

1A DETAIL
SCALE = 1:8

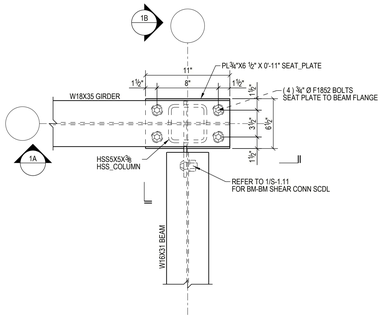

1 PLAN DETAIL
GIRDER OVER COL AT END CONDITION
SCALE = 1:8

QUATTROCCHI KWOK
ARCHITECTS
Main:
636 Fifth Street, Santa Rosa, CA 95404
East Bay:
55 Harrison Street, Suite 525,
Oakland, CA 94607
(707) 576-0829

Gensler
45 Fremont Street
Suite 1500
San Francisco, CA 94105
United States
Tel 415.433.3700
Fax 415.836.4599

Gregory P. Luth & Associates, Inc.
Structural Engineers and Builders
3350 Scott Blvd, Bldg. 48
Santa Clara, CA 95054
Telephone: 408 654-0475
Fax: 408 654-0476

REGISTERED PROFESSIONAL ENGINEER
GREGORY P. LUTH
S2718
Exp. 12/31/2022
REGISTERED
STRUCTURAL
CALIFORNIA

GAVILAN COLLEGE

NEW COLLEGE CAMPUS

505 FAIRVIEW ROAD
HOLLISTER, CA 95023

GAVILAN JOINT
COMMUNITY
COLLEGE DISTRICT

DSA APP NO.	01-119906
ARCH PROJECT NO:	1897.00
DRAWN BY:	GPLA
DRAWING SCALE:	AS SHOWN
PTN: 43-C4	FILE NO: N/A

DSA SUBMITTAL
FEBRUARY 4, 2022

SHEET TITLE
FRAMING
DETAILS
ROOF

SHEET NUMBER
S-7.11

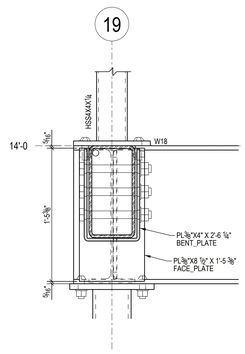

6B ELEVATION
SCALE = 1:8

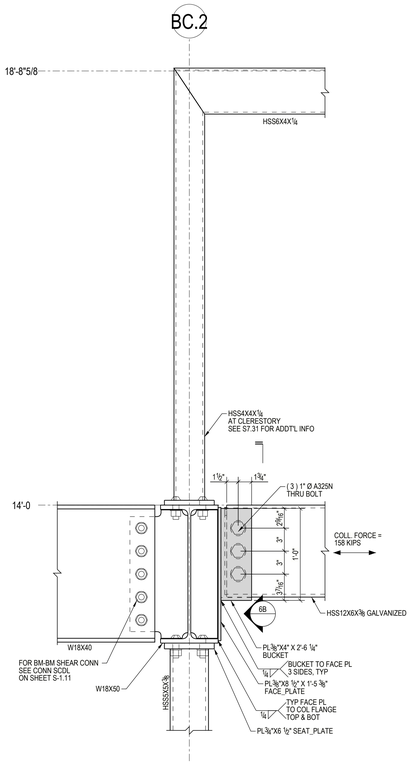

6A SECTION AT HSS
SCALE = 1:8

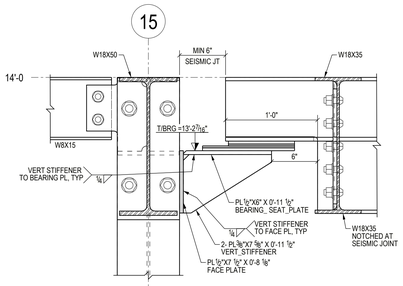

4A SEISMIC JOINT
ELEVATION AT WF COLUMN
SCALE = 1:8

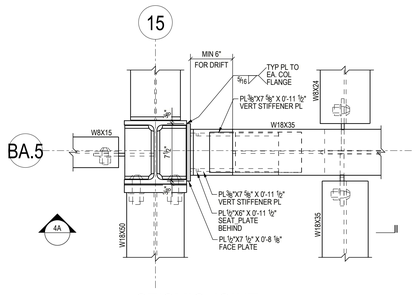

4 SEISMIC JOINT
AT WF COLUMN - PLAN VIEW
SCALE = 1:8

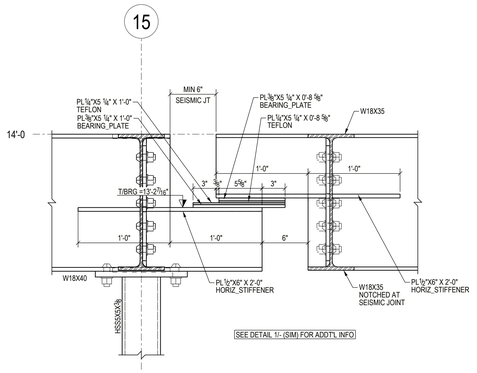

3A SEISMIC JOINT
ELEVATION VIEW
SCALE = 1:8

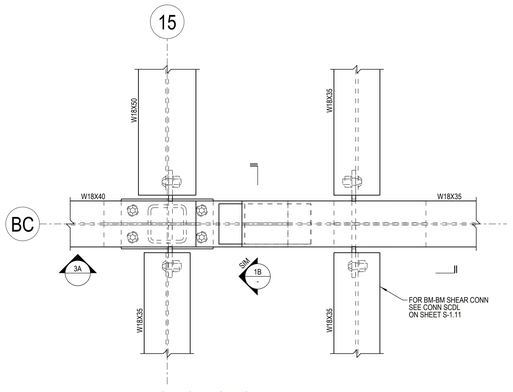

3 SEISMIC JOINT
TO INTERIOR GIRDER - PLAN VIEW
SCALE = 1:8

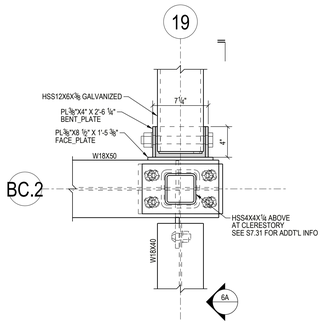

6 PLAN VIEW -
HSS COLLECTOR ALONG GRIDS 01 & 19
SCALE = 1:8

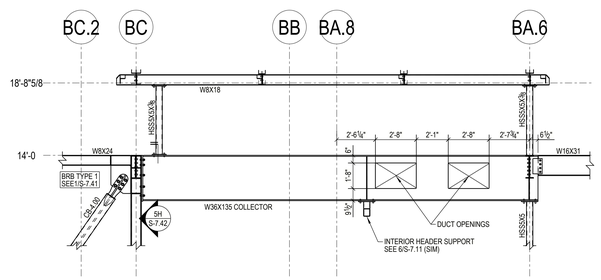

5 DUCT PENETRATIONS THROUGH COLLECTOR ALONG GRID LINE 13
SCALE = 1:48

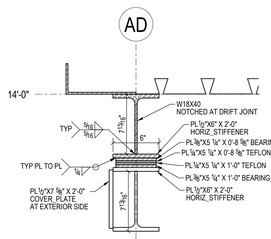

1C SEISMIC JOINT
SECTION VIEW AT BEARING PLATES
SCALE = 1:8

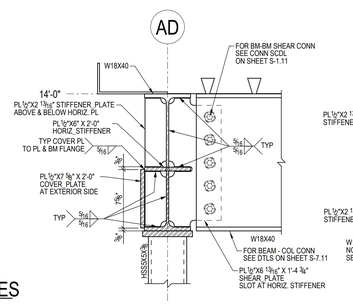

1B SEISMIC JOINT
SECTION AT BEAM FRAMING
SCALE = 1:8

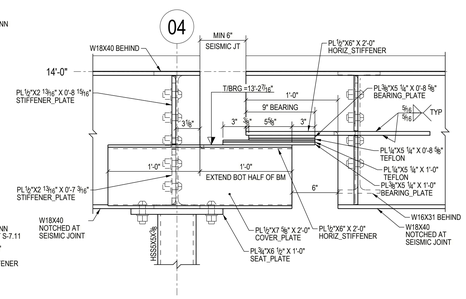

1A SEISMIC JOINT
ELEVATION VIEW
SCALE = 1:8

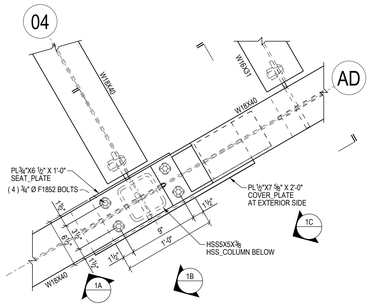

1 SEISMIC JOINT
@ EXTERIOR GIRDER- PLAN VIEW
SCALE = 1:8

QUATTROCCHI KWOK ARCHITECTS
Main:
636 Fifth Street, Santa Rosa, CA 95404
East Bay:
55 Harrison Street, Suite 525,
Oakland, CA 94607
(707) 576-0829

Gensler
45 Fremont Street
Suite 1500
San Francisco, CA 94105
United States
Tel 415.433.3700
Fax 415.836.4599

Gregory P. Luth & Associates, Inc.
Structural Engineers and Builders
3350 Scott Blvd, Bldg. 48
Santa Clara, CA 95054
Telephone: 408 654-0475
Fax: 408 654-0476
REGISTERED PROFESSIONAL ENGINEER GREGORY P. LUTH S2718 Exp. 12/31/2022 STRUCTURAL CALIFORNIA

GAVILAN COLLEGE

NEW COLLEGE CAMPUS

505 FAIRVIEW ROAD
HOLLISTER, CA 95023

GAVILAN JOINT COMMUNITY COLLEGE DISTRICT

DSA APP NO.	01-119906
ARCH PROJECT NO:	1897.00
DRAWN BY:	GPLA
DRAWING SCALE:	AS SHOWN
PTN: 43-C4	FILE NO: N/A

DSA SUBMITTAL
FEBRUARY 4, 2022

SHEET TITLE
FRAMING DETAILS ROOF

SHEET NUMBER
S-7.12

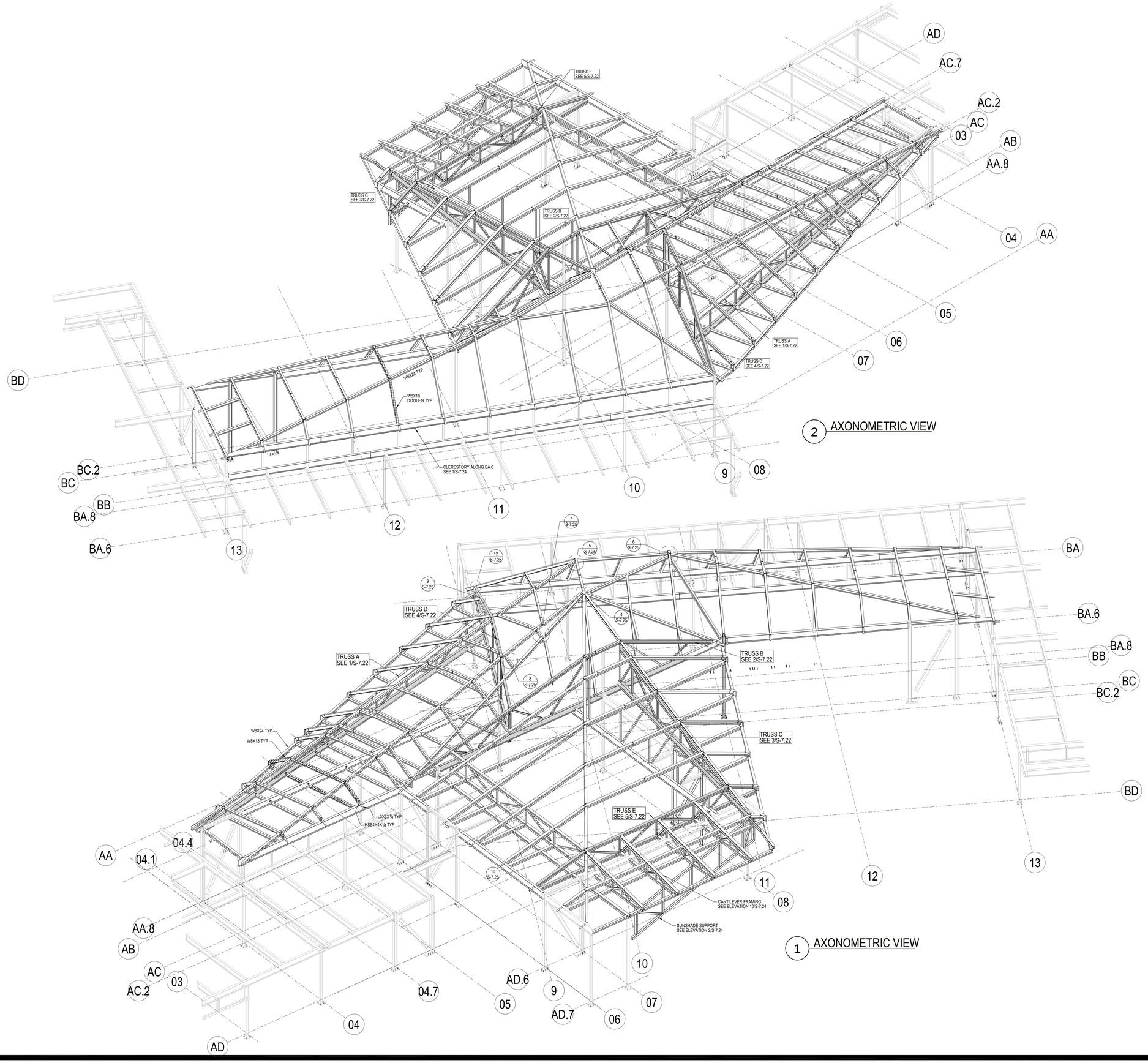

QUATTROCCHI KWOK
ARCHITECTS
Main:
636 Fifth Street, Santa Rosa, CA 95404
East Bay:
55 Harrison Street, Suite 525,
Oakland, CA 94607
(707) 576-0829

Gensler
45 Fremont Street
Suite 1500
San Francisco, CA 94105
United States
Tel 415.433.3700
Fax 415.836.4599

Gregory P. Luth & Associates, Inc.
Structural Engineers and Builders
3350 Scott Blvd. Bldg. 48
Santa Clara, CA 95054
Telephone: 408 654-0475
Fax: 408 654-0476

REGISTERED PROFESSIONAL ENGINEER
GREGORY P. LUTH
S2718
Exp. 12/31/2022
STRUCTURAL
STATE OF CALIFORNIA

GAVILAN COLLEGE

NEW COLLEGE CAMPUS

505 FAIRVIEW ROAD
HOLLISTER, CA 95023

GAVILAN JOINT
COMMUNITY
COLLEGE DISTRICT

DSA APP NO. 01-119906

ARCH PROJECT NO:	1897.00
DRAWN BY:	GPLA
DRAWING SCALE:	AS SHOWN
PTN: 43-C4	FILE NO: N/A

DSA SUBMITTAL

FEBRUARY 4, 2022

SHEET TITLE

FRAMING
DETAILS
ROOF OVERFRAME

SHEET NUMBER

S-7.21

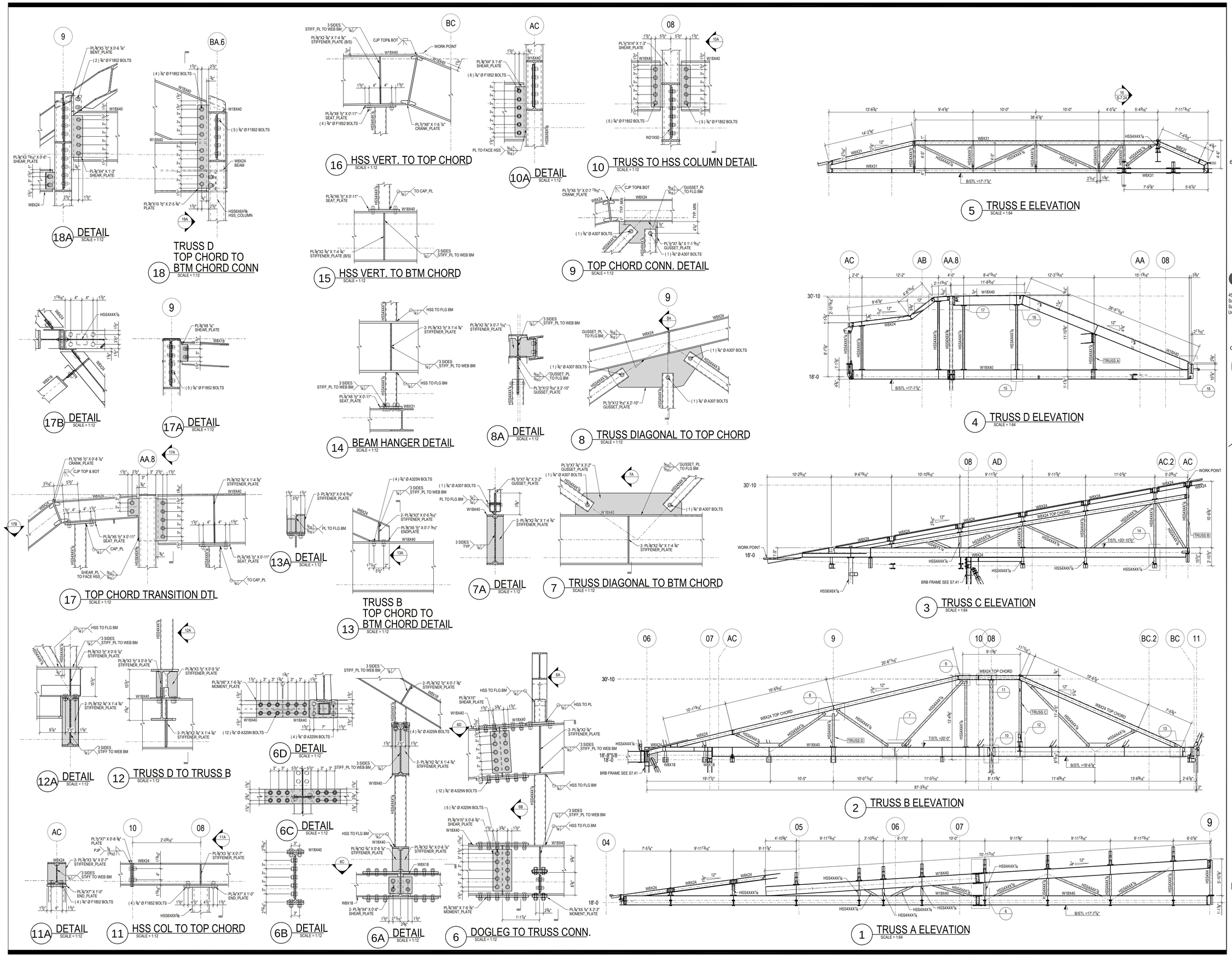

QUATTROCCHI KWOK ARCHITECTS
Main:
636 Fifth Street, Santa Rosa, CA 95404
East Bay:
55 Harrison Street, Suite 525,
Oakland, CA 94607
(707) 576-0829

Gensler
45 Fremont Street
Suite 1500
San Francisco, CA 94105
United States
Tel 415.433.3700
Fax 415.836.4599

Gregory P. Luth & Associates, Inc.
Structural Engineers and Builders
3350 Scott Blvd, Bldg. 48
Santa Clara, CA 95054
Telephone: 408 654-0475
Fax: 408 654-0476

REGISTERED PROFESSIONAL ENGINEER
GREGORY P. LUTH
S2718
Exp. 12/31/2022
STRUCTURAL
STATE OF CALIFORNIA

GAVILAN COLLEGE

NEW COLLEGE CAMPUS

505 FAIRVIEW ROAD
HOLLISTER, CA 95023

GAVILAN JOINT COMMUNITY COLLEGE DISTRICT

DSA APP NO.	01-119906
ARCH PROJECT NO:	1897.00
DRAWN BY:	GPLA
DRAWING SCALE:	AS SHOWN
PTN: 43-C4	FILE NO: N/A

DSA SUBMITTAL
FEBRUARY 4, 2022

SHEET TITLE
FRAMING DETAILS ROOF OVERFRAME

SHEET NUMBER
S-7.22

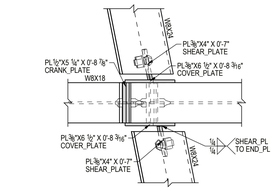

11A DETAIL
SCALE = 1:8

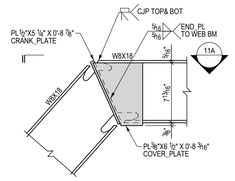

11 DETAIL
SCALE = 1:8

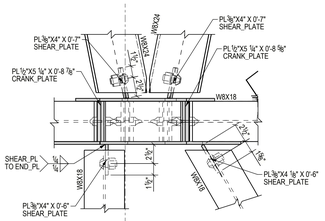

10A DETAIL
SCALE = 1:8

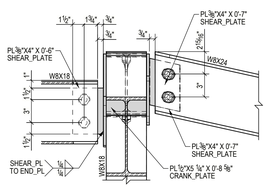

H DETAIL
SCALE = 1:8

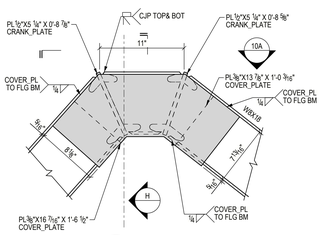

10 DETAIL
SCALE = 1:8

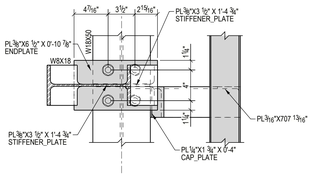

9B DETAIL
SCALE = 1:8

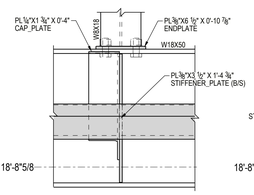

9A DETAIL
SCALE = 1:8

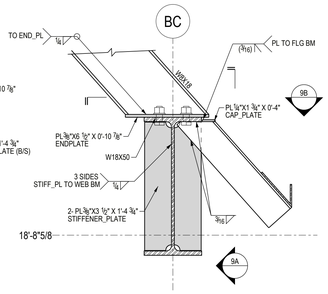

9 DETAIL
SCALE = 1:8

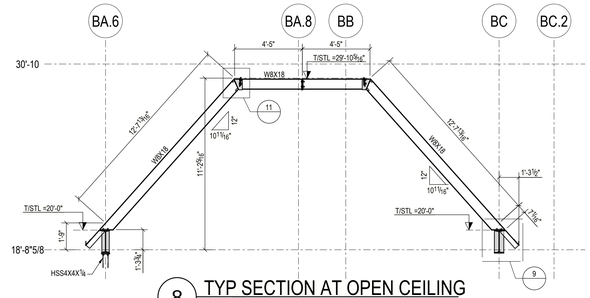

8 TYP SECTION AT OPEN CEILING
SCALE = 1:48

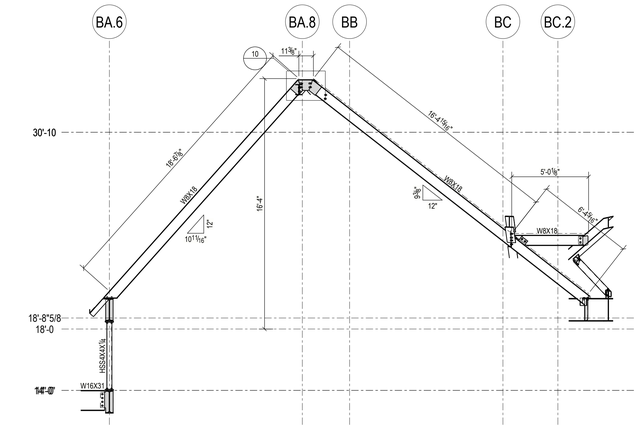

7 SECTION AT EAST SKYLIGHT OPENING
SCALE = 1:48

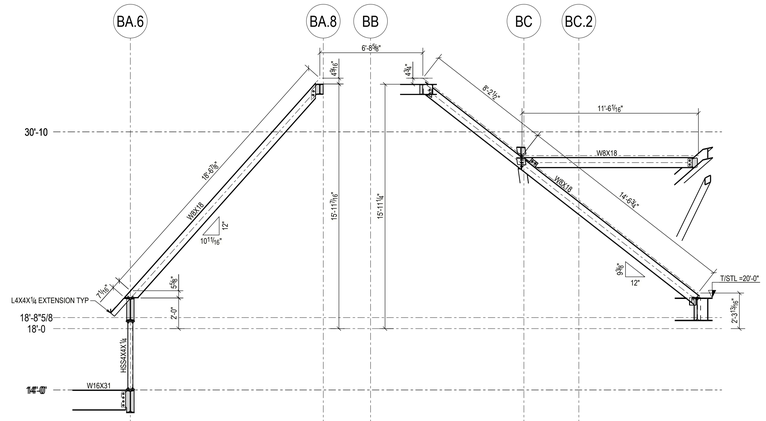

6 SECTION THROUGH SKYLIGHT OPENING
SCALE = 1:48

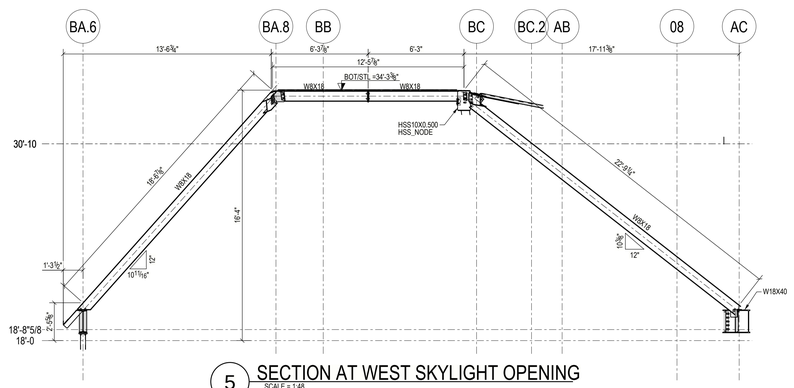

5 SECTION AT WEST SKYLIGHT OPENING
SCALE = 1:48

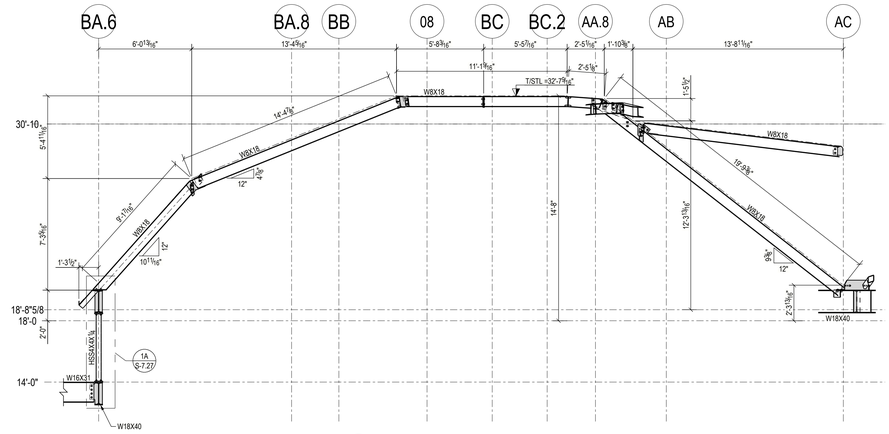

4 SECTION AT OPEN CEILING
SCALE = 1:48

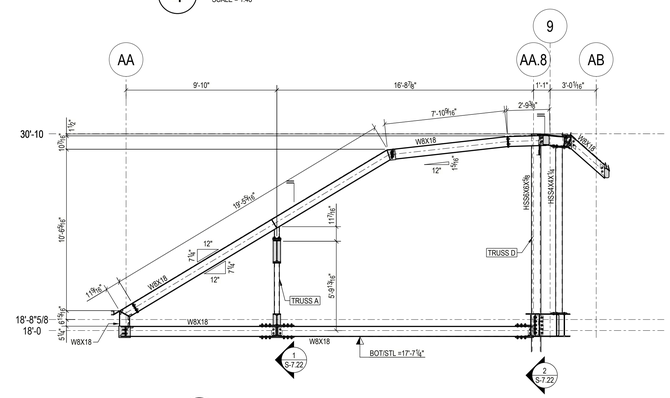

3 ENCLOSED ROOF SECTION AT TRUSS D
SCALE = 1:48

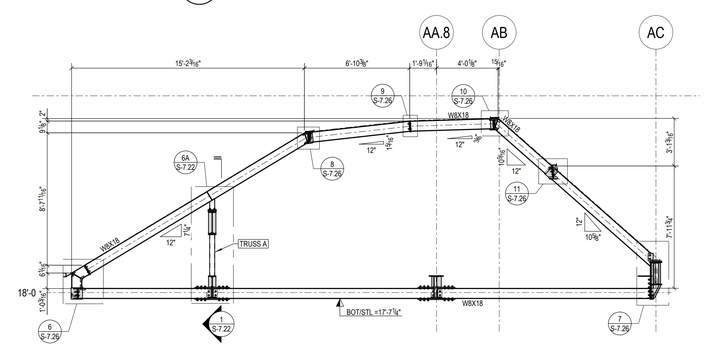

2 ENCLOSED ROOF SECTION
SCALE = 1:48

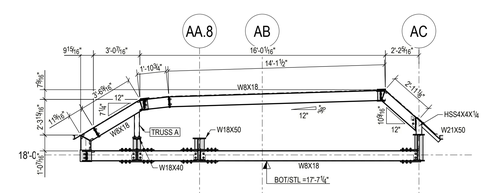

1 ENCLOSED ROOF SECTION
SCALE = 1:48

QUATTROCCHI KWOK ARCHITECTS
Main:
636 Fifth Street, Santa Rosa, CA 95404
East Bay:
55 Harrison Street, Suite 525,
Oakland, CA 94607
(707) 576-0829

Gensler
45 Fremont Street
Suite 1500
San Francisco, CA 94105
United States
Tel 415.433.3700
Fax 415.836.4599

Gregory P. Luth & Associates, Inc.
Structural Engineers and Builders
3350 Scott Blvd, Bldg. 48
Santa Clara, CA 95054
Telephone: 408 654-0475
Fax: 408 654-0476

REGISTERED PROFESSIONAL ENGINEER
GREGORY P. LUTH
S2718
Exp. 12/31/2022
STRUCTURAL
STATE OF CALIFORNIA

GAVILAN COLLEGE

NEW COLLEGE CAMPUS

505 FAIRVIEW ROAD
HOLLISTER, CA 95023

GAVILAN JOINT COMMUNITY COLLEGE DISTRICT

DSA APP NO.	01-119906
ARCH PROJECT NO:	1897.00
DRAWN BY:	GPLA
DRAWING SCALE:	AS SHOWN
PTN: 43-C4	FILE NO: N/A

DSA SUBMITTAL
FEBRUARY 4, 2022

SHEET TITLE
FRAMING DETAILS ROOF OVERFRAME

SHEET NUMBER
S-7.23

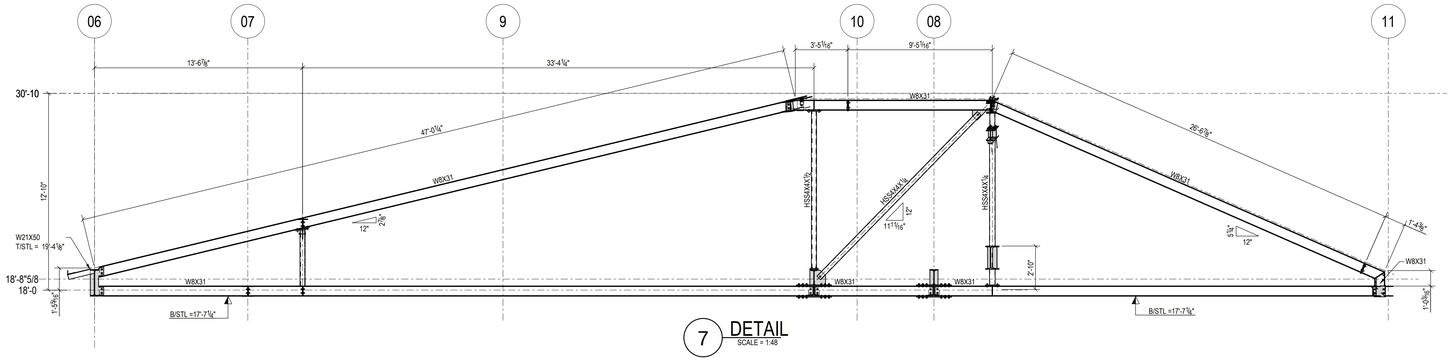

7 DETAIL
SCALE = 1:48

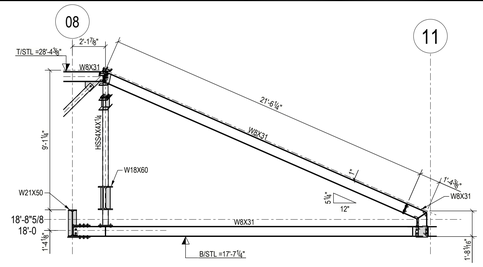

6 DETAIL
SCALE = 1:48

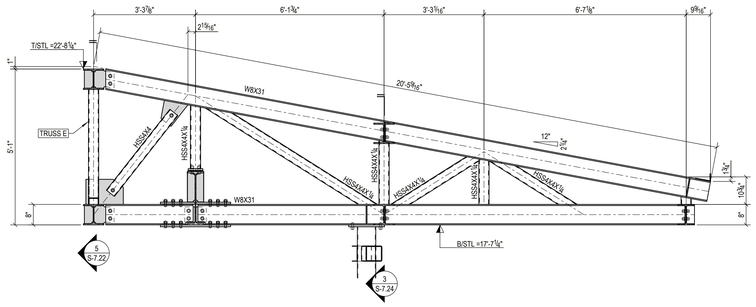

10 SECTION AT COMMUNITY ROOM CANTILEVER
SCALE = 1:24

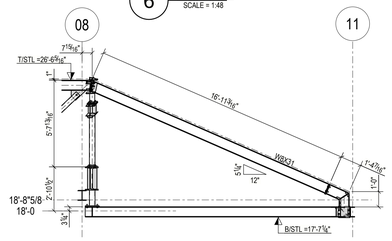

5 DETAIL
SCALE = 1:48

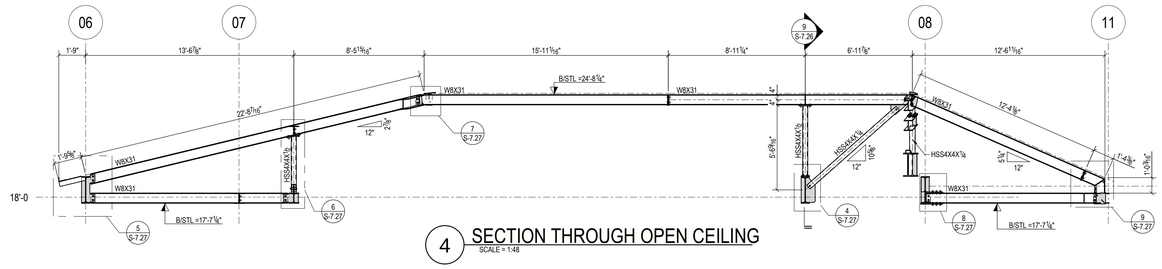

4 SECTION THROUGH OPEN CEILING
SCALE = 1:48

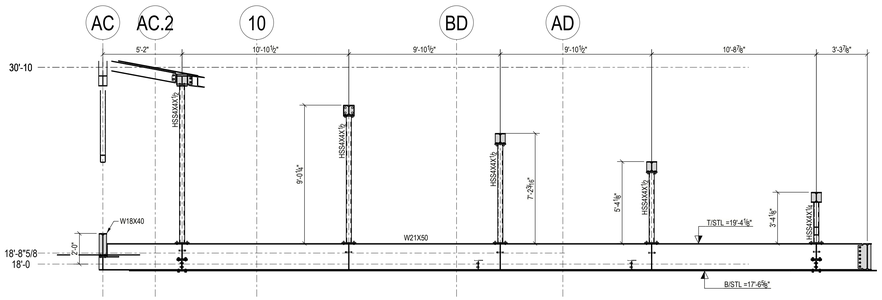

9 SECTION ALONG OPEN CEILING
SCALE = 1:48

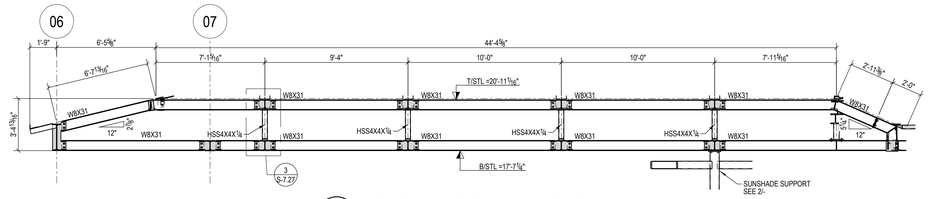

3 SECTION AT COMMUNITY ROOM
SCALE = 1:48

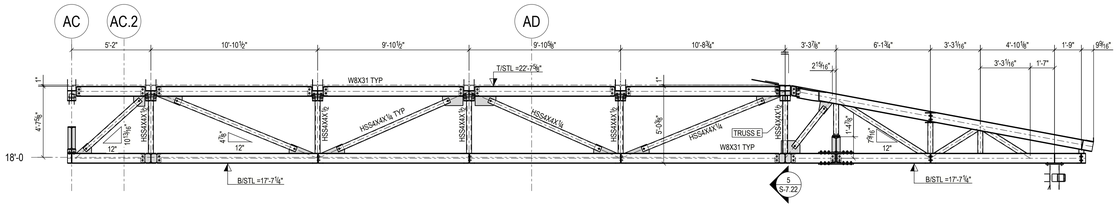

8 SECTION ALONG GRID LINE 7.1
SCALE = 1:48

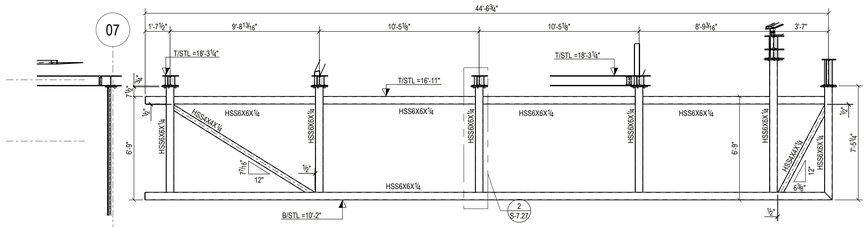

2 ELEVATION AT SUNSHADE SUPPORT STEEL
SCALE = 1:48

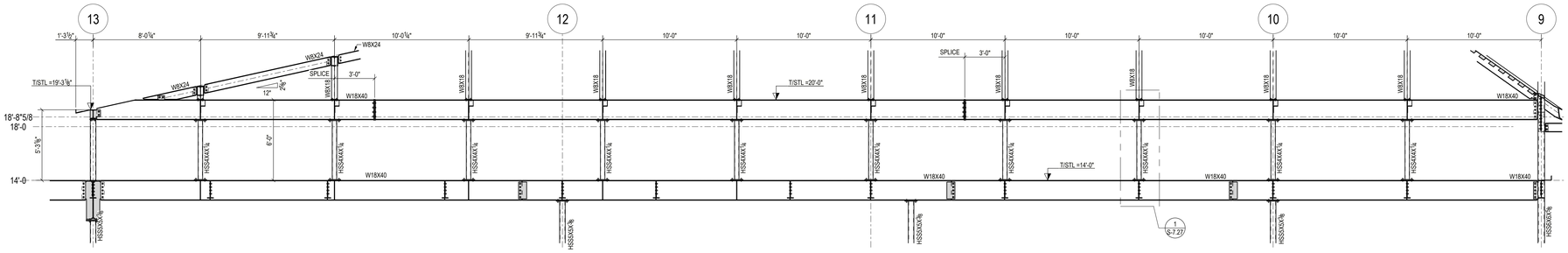

1 CLERESTORY ELEVATION ALONG GRID LINE BA.6
SCALE = 1:48

QUATTROCCHI KWOK ARCHITECTS
Main:
636 Fifth Street, Santa Rosa, CA 95404
East Bay:
55 Harrison Street, Suite 525,
Oakland, CA 94607
(707) 576-0829

Gensler
45 Fremont Street
Suite 1500
San Francisco, CA 94105
United States
Tel 415.433.3700
Fax 415.836.4599

Gregory P. Luth & Associates, Inc.
Structural Engineers and Builders
3350 Scott Blvd, Bldg. 48
Santa Clara, CA 95054
Telephone: 408 654-0475
Fax: 408 654-0476
REGISTERED PROFESSIONAL ENGINEER
GREGORY P. LUTH
S2718
Exp. 12/31/2022
STRUCTURAL
STATE OF CALIFORNIA

GAVILAN COLLEGE

NEW COLLEGE CAMPUS

505 FAIRVIEW ROAD
HOLLISTER, CA 95023

GAVILAN JOINT COMMUNITY COLLEGE DISTRICT

DSA APP NO. 01-119906

ARCH PROJECT NO:	1897.00
DRAWN BY:	GPLA
DRAWING SCALE:	AS SHOWN
PTN: 43-C4	FILE NO: N/A

DSA SUBMITTAL

FEBRUARY 4, 2022

SHEET TITLE

FRAMING DETAILS ROOF OVERFRAME

SHEET NUMBER

S-7.24

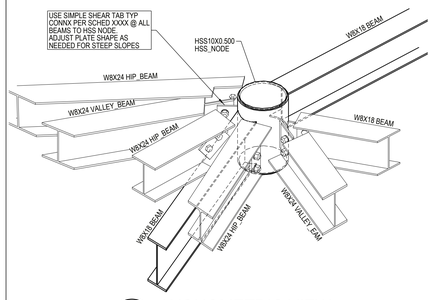

4D AXONOMETRIC VIEW

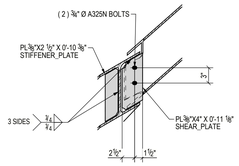

7A DETAIL
SCALE = 1:12

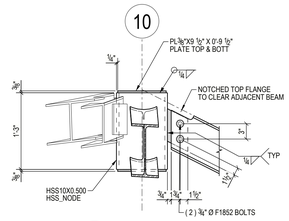

4C DETAIL
SCALE = 1:12

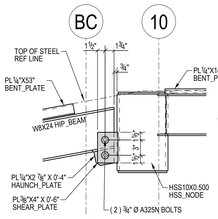

4B DETAIL
SCALE = 1:12

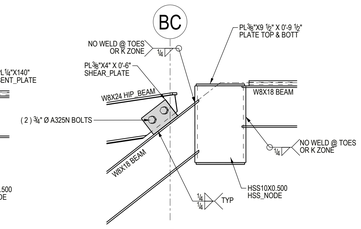

4A DETAIL
SCALE = 1:12

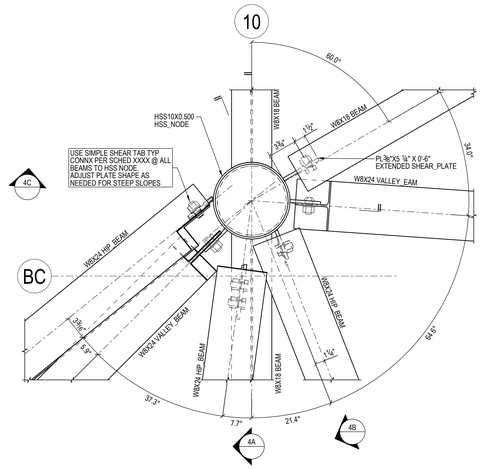

4 DETAIL
SCALE = 1:8

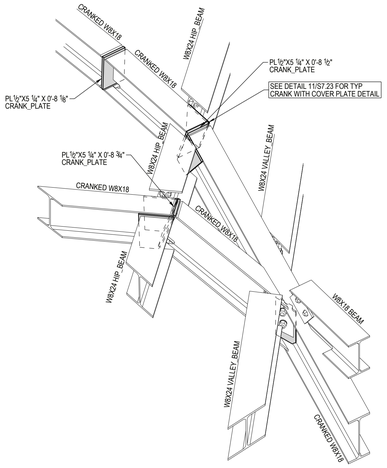

7B AXONOMETRIC VIEW

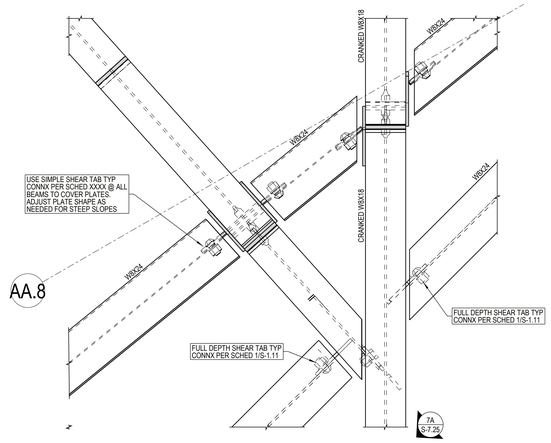

7 DETAIL
SCALE = 1:8

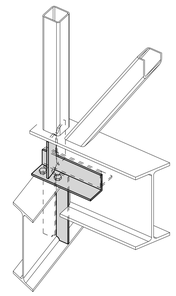

3C AXONOMETRIC VIEW

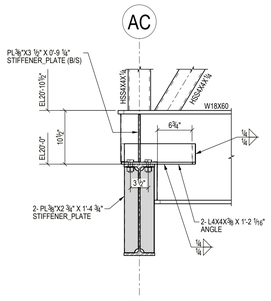

3B DETAIL
SCALE = 1:12

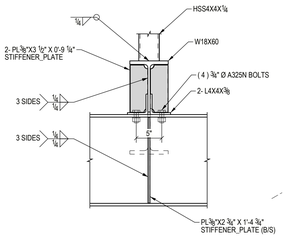

3A DETAIL
SCALE = 1:12

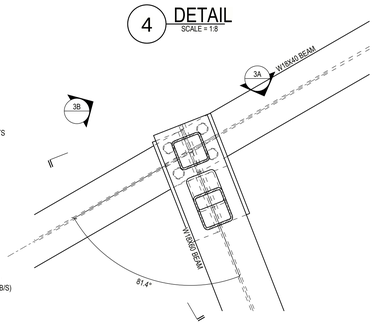

3 DETAIL
SCALE = 1:8

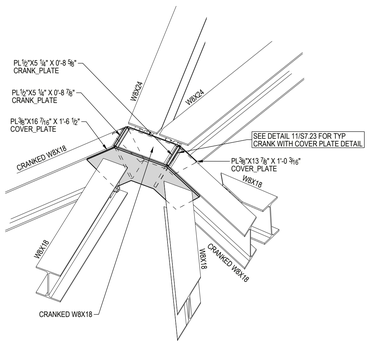

6 AXONOMETRIC VIEW

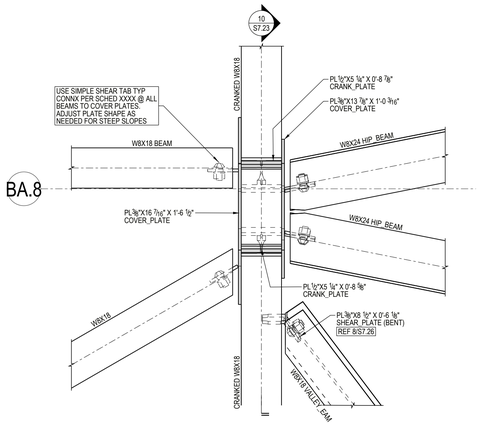

6 DETAIL
SCALE = 1:8

2D AXONOMETRIC VIEW

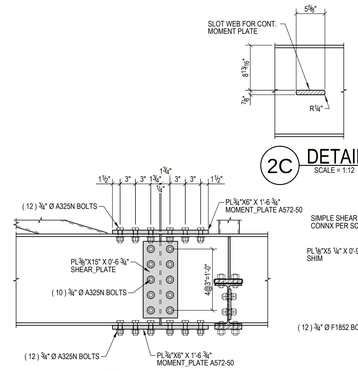

2B DETAIL
SCALE = 1:12

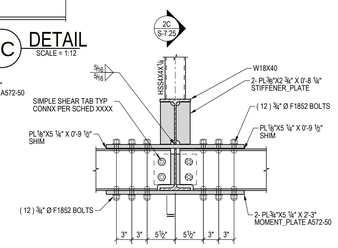

2A DETAIL
SCALE = 1:12

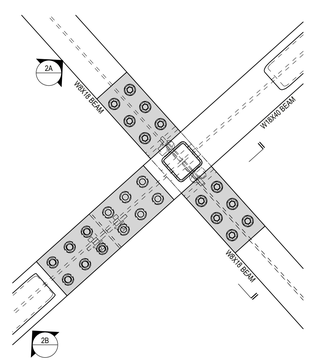

2 DETAIL
SCALE = 1:8

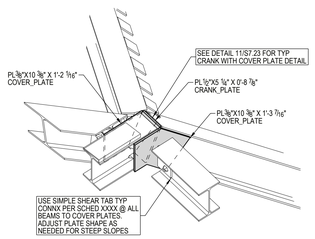

5 AXONOMETRIC VIEW

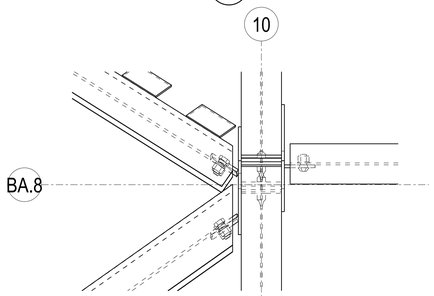

5 DETAIL
SCALE = 1:8

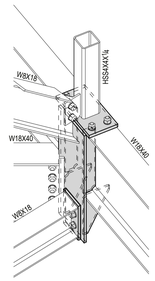

1C AXONOMETRIC VIEW

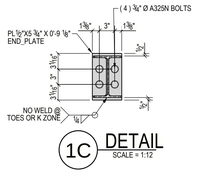

1C DETAIL
SCALE = 1:12

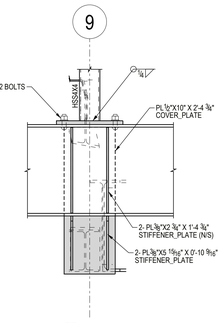

1B DETAIL
SCALE = 1:12

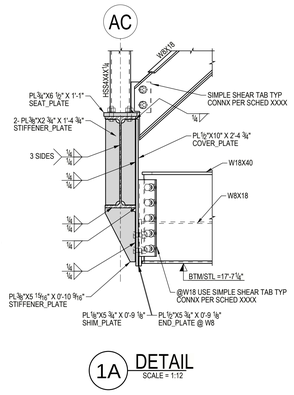

1A DETAIL
SCALE = 1:12

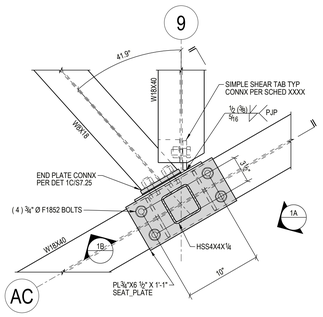

1 DETAIL
SCALE = 1:8

QUATTROCCHI KWOK ARCHITECTS
Main:
636 Fifth Street, Santa Rosa, CA 95404
East Bay:
55 Harrison Street, Suite 525,
Oakland, CA 94607
(707) 576-0829

Gensler
45 Fremont Street
Suite 1500
San Francisco, CA 94105
United States
Tel 415.433.3700
Fax 415.836.4599

Gregory P. Luth & Associates, Inc.
Structural Engineers and Builders
3350 Scott Blvd, Bldg. 48
Santa Clara, CA 95054
Telephone: 408 654-0475
Fax: 408 654-0476

REGISTERED PROFESSIONAL ENGINEER
GREGORY P. LUTH
S2718
Exp. 12/31/2022
STRUCTURAL
STATE OF CALIFORNIA

GAVILAN COLLEGE

NEW COLLEGE CAMPUS

505 FAIRVIEW ROAD
HOLLISTER, CA 95023

GAVILAN JOINT COMMUNITY COLLEGE DISTRICT

DSA APP NO.	01-119906
ARCH PROJECT NO:	1897.00
DRAWN BY:	GPLA
DRAWING SCALE:	AS SHOWN
PTN: 43-C4	FILE NO: N/A

DSA SUBMITTAL

FEBRUARY 4, 2022

SHEET TITLE

FRAMING DETAILS ROOF OVERFRAME

SHEET NUMBER

S-7.25

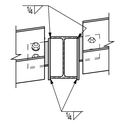

11B SECTION
SCALE = 1:12

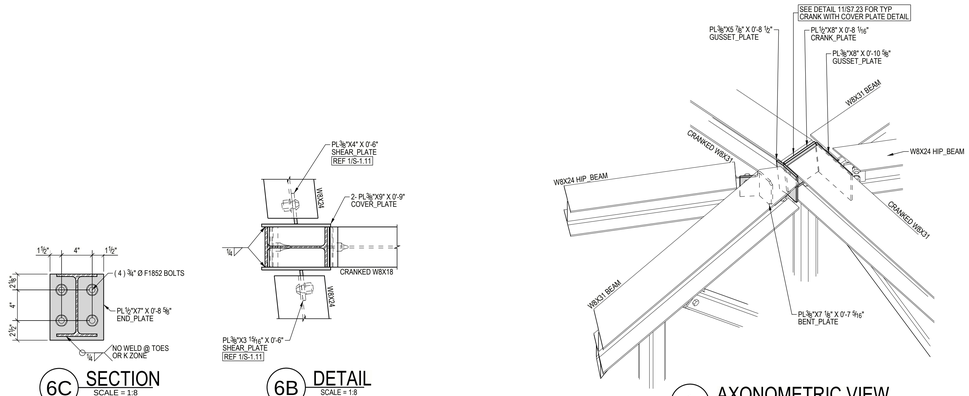

1 AXONOMETRIC VIEW

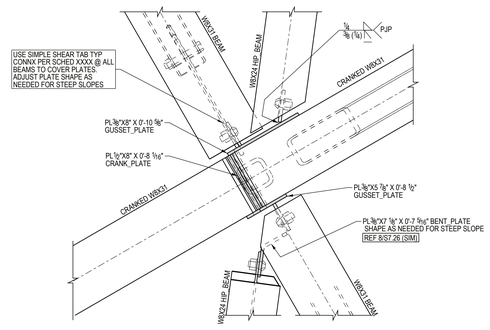

3 DETAIL
SCALE = 1:8

6C SECTION
SCALE = 1:8

6B DETAIL
SCALE = 1:8

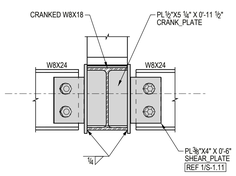

6A DETAIL
SCALE = 1:8

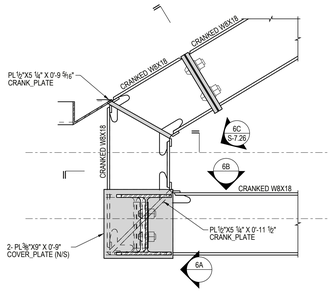

6 DETAIL
SCALE = 1:8

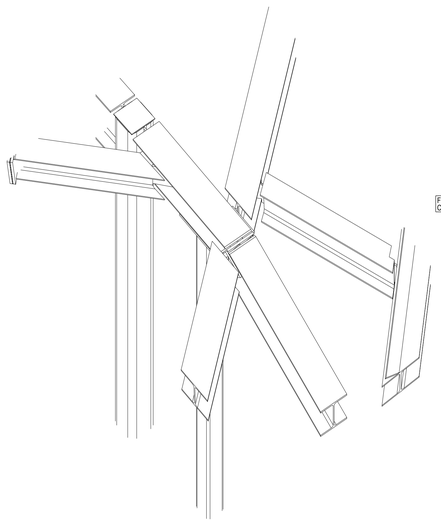

1 AXONOMETRIC VIEW

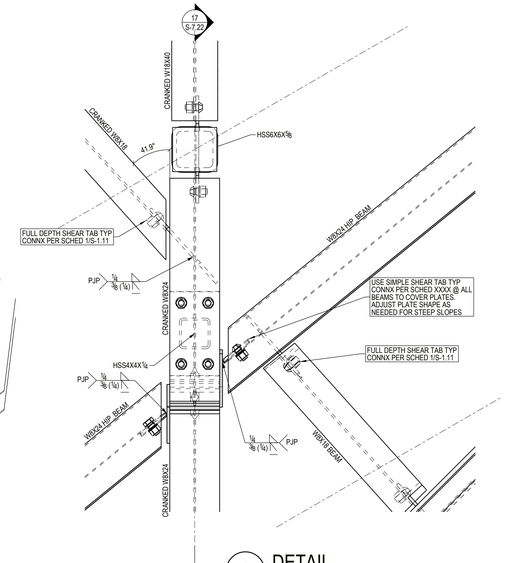

2 DETAIL
SCALE = 1:8

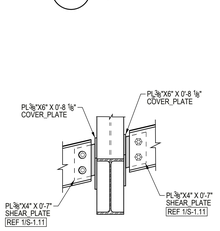

11A SECTION
SCALE = 1:12

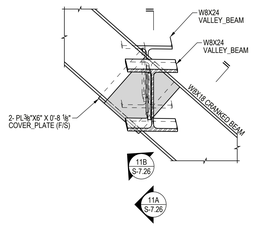

11 DETAIL
SCALE = 1:8

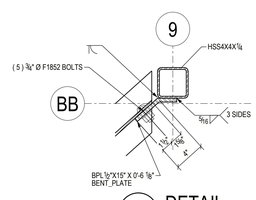

5B DETAIL
SCALE = 1:8

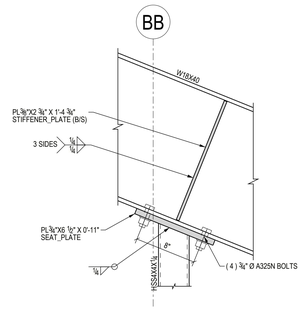

5A DETAIL
SCALE = 1:8

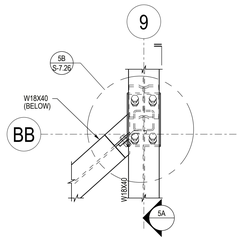

5 ELEVATION
SCALE = 1:12

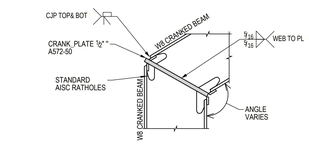

10 TYPICAL BEAM CRANK
SCALE = 1:8

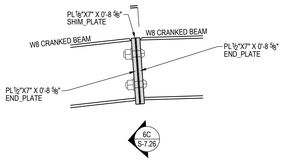

9 DETAIL
SCALE = 1:8

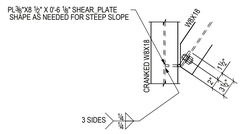

8A DETAIL
SCALE = 1:12

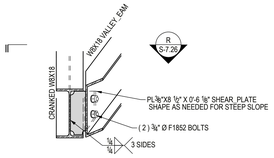

8 DETAIL
SCALE = 1:12

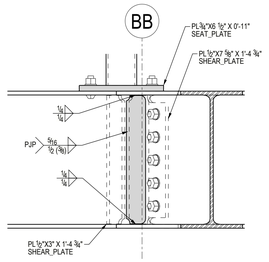

4A SECTION
SCALE = 1:8

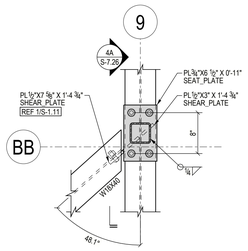

4 DETAIL
SCALE = 1:12

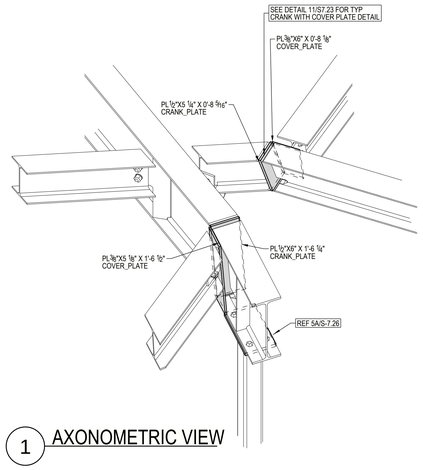

1 AXONOMETRIC VIEW

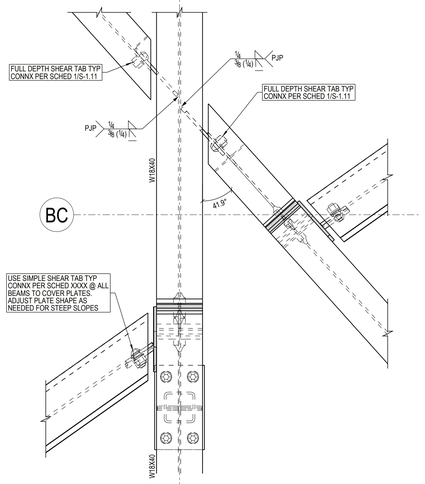

1 DETAIL

QUATTROCCHI KWOK ARCHITECTS
Main:
636 Fifth Street, Santa Rosa, CA 95404
East Bay:
55 Harrison Street, Suite 525,
Oakland, CA 94607
(707) 576-0829

Gensler
45 Fremont Street
Suite 1500
San Francisco, CA 94105
United States
Tel 415.433.3700
Fax 415.836.4599

Gregory P. Luth & Associates, Inc.
Structural Engineers and Builders
3350 Scott Blvd, Bldg. 48
Santa Clara, CA 95054
Telephone: 408 654-0475
Fax: 408 654-0476

REGISTERED PROFESSIONAL ENGINEER
GREGORY P. LUTH
S2718
Exp. 12/31/2022
STRUCTURAL
STATE OF CALIFORNIA

GAVILAN COLLEGE

NEW COLLEGE CAMPUS

505 FAIRVIEW ROAD
HOLLISTER, CA 95023

GAVILAN JOINT COMMUNITY COLLEGE DISTRICT

DSA APP NO. 01-119906

ARCH PROJECT NO:	1897.00
DRAWN BY:	GPLA
DRAWING SCALE:	AS SHOWN
PTN: 43-C4	FILE NO: N/A

DSA SUBMITTAL

FEBRUARY 4, 2022

SHEET TITLE

FRAMING DETAILS ROOF OVERFRAME

SHEET NUMBER

S-7.26

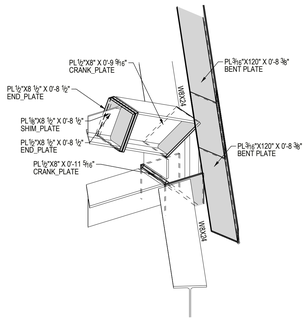

1 AXONOMETRIC VIEW

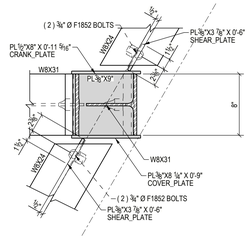

9B DETAIL
SCALE = 1:8

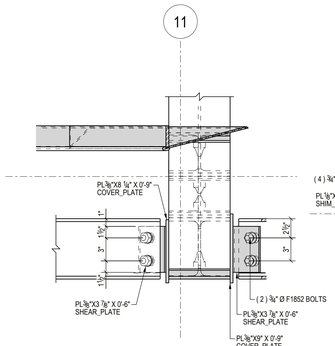

9A DETAIL
SCALE = 1:8

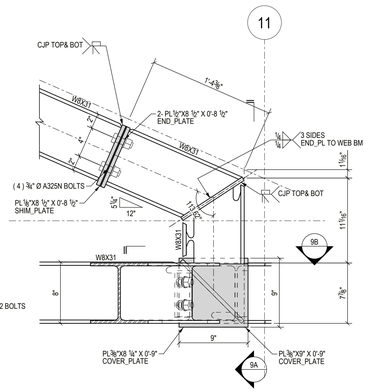

9 DETAIL
SCALE = 1:8

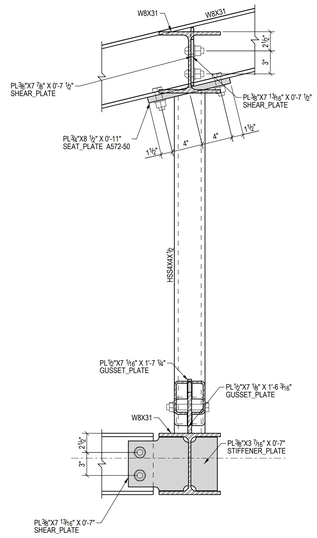

6 DETAIL
SCALE = 1:8

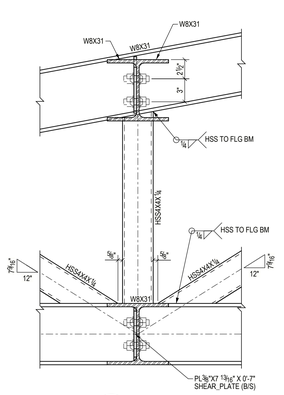

3A DETAIL
SCALE = 1:8

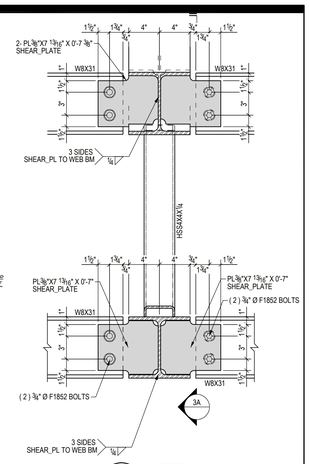

3 DETAIL
SCALE = 1:8

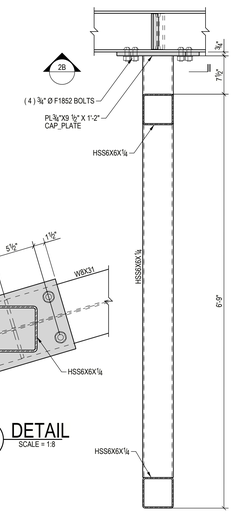

2A DETAIL
SCALE = 1:12

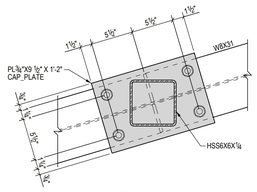

2B DETAIL
SCALE = 1:8

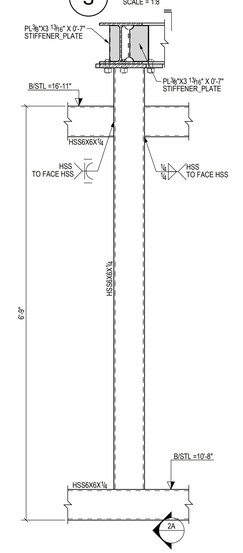

2 DETAIL
SCALE = 1:12

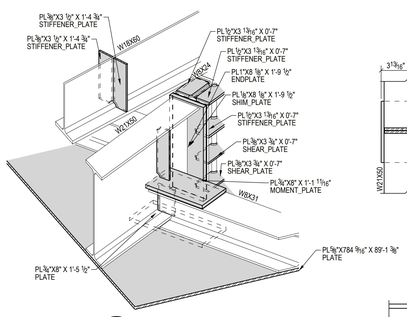

1 AXONOMETRIC VIEW

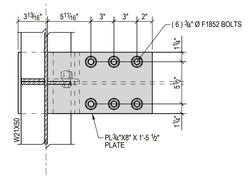

8B DETAIL
SCALE = 1:8

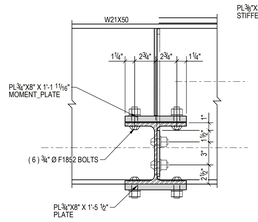

8A DETAIL
SCALE = 1:8

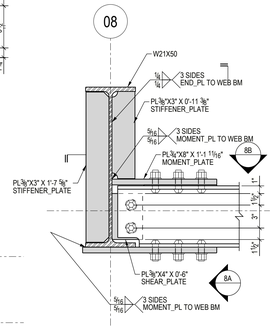

8 DETAIL
SCALE = 1:8

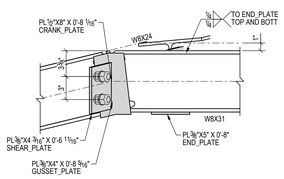

7 DETAIL
SCALE = 1:8

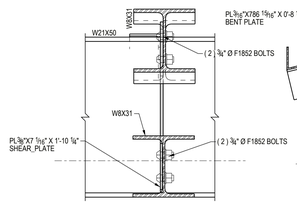

5A DETAIL
SCALE = 1:8

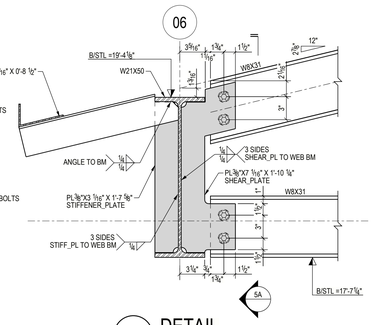

5 DETAIL
SCALE = 1:8

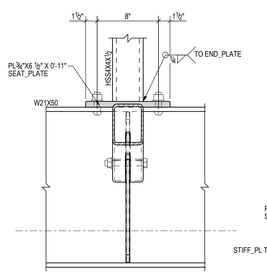

4A DETAIL
SCALE = 1:8

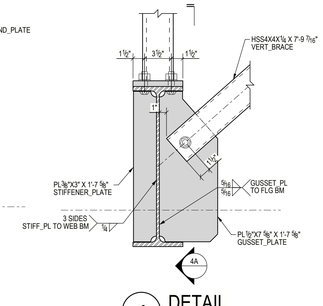

4 DETAIL
SCALE = 1:8

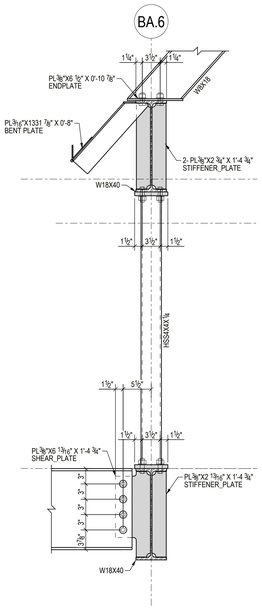

1A DETAIL
SCALE = 1:12

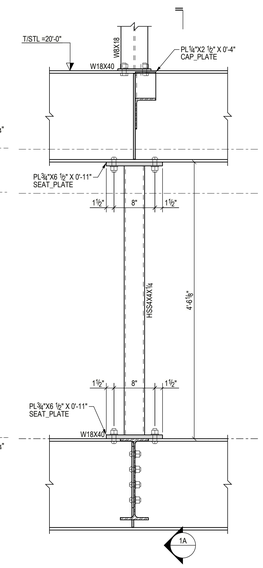

1 DETAIL
SCALE = 1:12

QUATTROCCHI KWOK ARCHITECTS
Main:
636 Fifth Street, Santa Rosa, CA 95404
East Bay:
55 Harrison Street, Suite 525,
Oakland, CA 94607
(707) 576-0829

Gensler
45 Fremont Street
Suite 1500
San Francisco, CA 94105
United States
Tel 415.433.3700
Fax 415.836.4599

Gregory P. Luth & Associates, Inc.
Structural Engineers and Builders
3350 Scott Blvd, Bldg. 48
Santa Clara, CA 95054
Telephone: 408 654-0475
Fax: 408 654-0476

REGISTERED PROFESSIONAL ENGINEER
GREGORY P. LUTH
S2718
Exp. 12/31/2022
STRUCTURAL
STATE OF CALIFORNIA

GAVILAN COLLEGE

NEW COLLEGE CAMPUS

505 FAIRVIEW ROAD
HOLLISTER, CA 95023

GAVILAN JOINT COMMUNITY COLLEGE DISTRICT

DSA APP NO.	01-119906
ARCH PROJECT NO:	1897.00
DRAWN BY:	GPLA
DRAWING SCALE:	AS SHOWN
PTN: 43-C4	FILE NO: N/A

DSA SUBMITTAL

FEBRUARY 4, 2022

SHEET TITLE

FRAMING DETAILS ROOF OVERFRAME

SHEET NUMBER

S-7.27

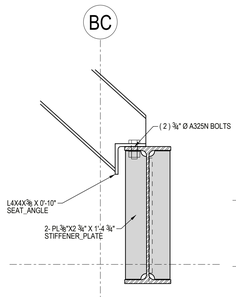

H SECTION
SCALE = 1:8

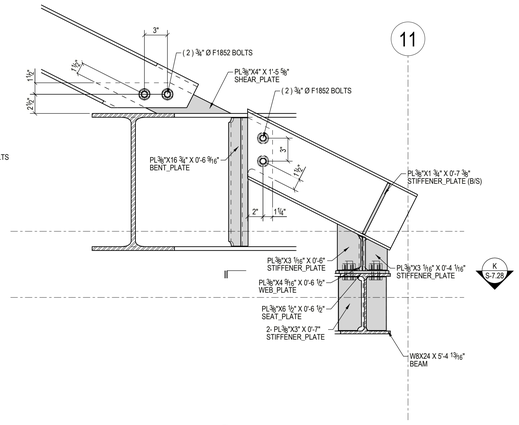

J SECTION
SCALE = 1:8

K SECTION
SCALE = 1:8

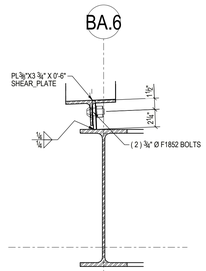

2B DETAIL
SCALE = 1:8

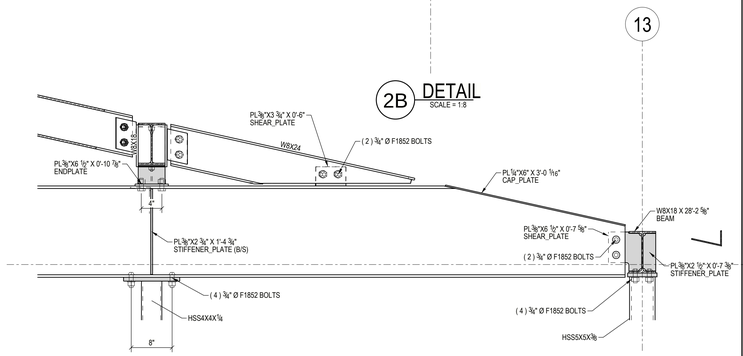

2A DETAIL
SCALE = 1:12

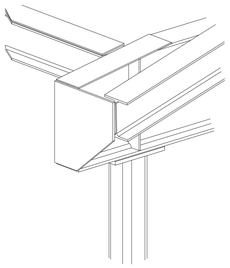

1 AXONOMETRIC VIEW

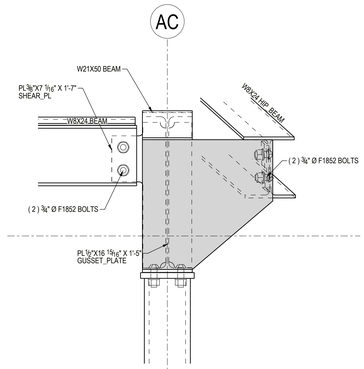

4A DETAIL
SCALE = 1:8

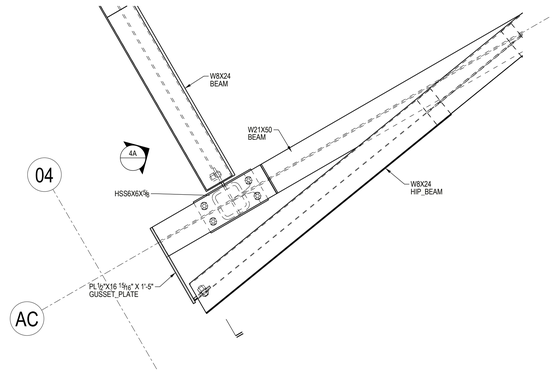

4 DETAIL
SCALE = 1:12

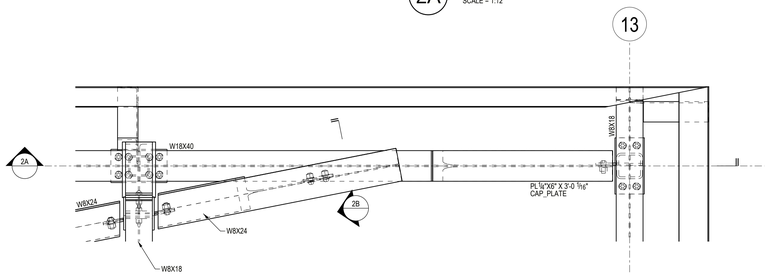

2 DETAIL
SCALE = 1:12

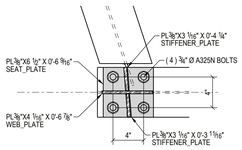

I SECTION
SCALE = 1:8

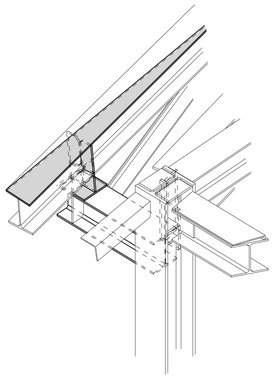

1 AXONOMETRIC VIEW

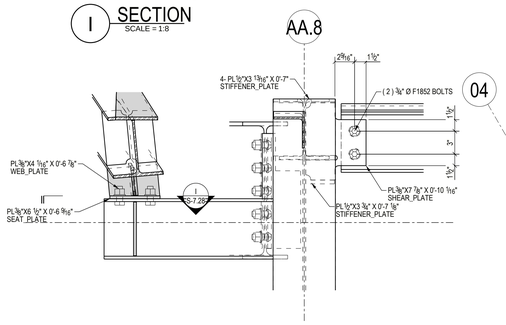

3A DETAIL
SCALE = 1:8

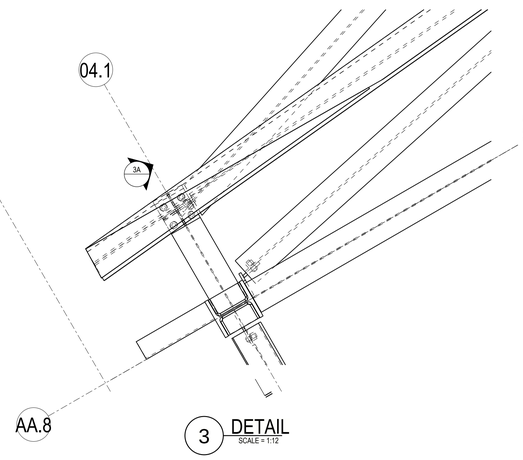

3 DETAIL
SCALE = 1:12

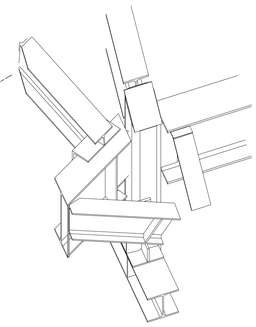

1 AXONOMETRIC VIEW

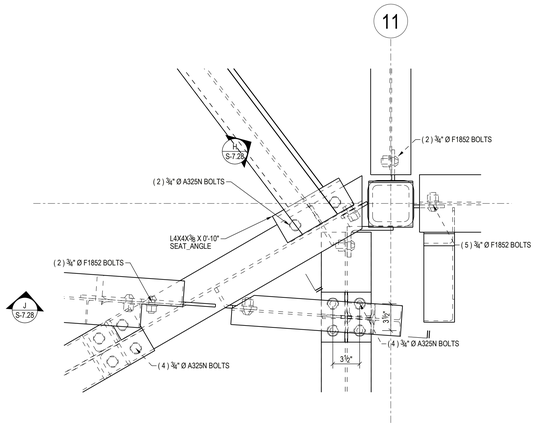

1 DETAIL
SCALE = 1:8

QUATTROCCHI KWOK ARCHITECTS
Main:
636 Fifth Street, Santa Rosa, CA 95404
East Bay:
55 Harrison Street, Suite 525,
Oakland, CA 94607
(707) 576-0829

Gensler
45 Fremont Street
Suite 1500
San Francisco, CA 94105
United States
Tel 415.433.3700
Fax 415.836.4599

Gregory P. Luth & Associates, Inc.
Structural Engineers and Builders
3350 Scott Blvd, Bldg. 48
Santa Clara, CA 95054
Telephone: 408 654-0475
Fax: 408 654-0476

REGISTERED PROFESSIONAL ENGINEER
GREGORY P. LUTH
S2718
Exp. 12/31/2022
STRUCTURAL
STATE OF CALIFORNIA

GAVILAN COLLEGE

NEW COLLEGE CAMPUS

505 FAIRVIEW ROAD
HOLLISTER, CA 95023

GAVILAN JOINT COMMUNITY COLLEGE DISTRICT

DSA APP NO.	01-119906
ARCH PROJECT NO:	1897.00
DRAWN BY:	GPLA
DRAWING SCALE:	AS SHOWN
PTN: 43-C4	FILE NO: N/A

DSA SUBMITTAL
FEBRUARY 4, 2022

SHEET TITLE
FRAMING DETAILS ROOF OVERFRAME

SHEET NUMBER
S-7.28

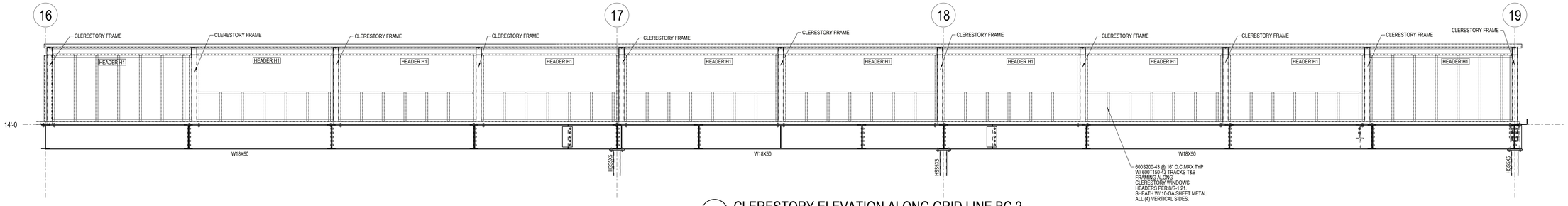

6 CLERESTORY ELEVATION ALONG GRID LINE BC.2
SCALE = 1:32

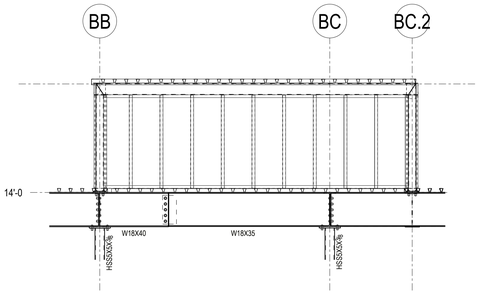

5 CLERESTORY ELEVATION ALONG GRID LINE 16
SCALE = 1:32

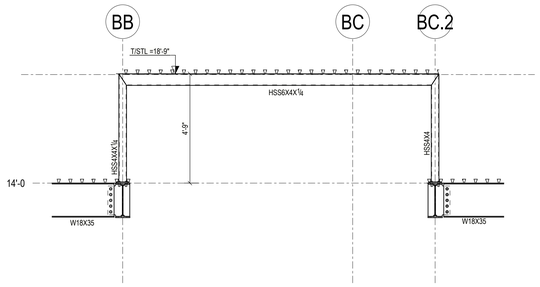

4 CLERESTORY HSS FRAMES - BTWN GRIDS 16 - 19
SCALE = 1:32

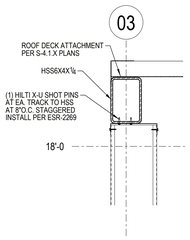

11 TOP OF WALL TO HSS CONN DETAIL
SCALE = 1:8

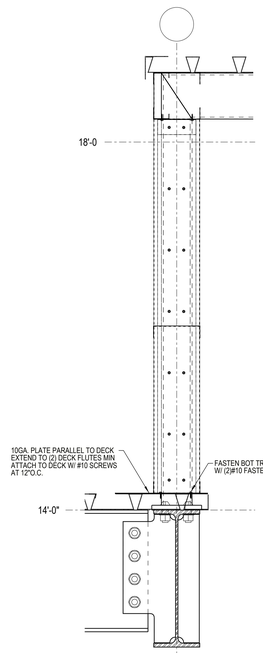

8A DETAIL
SCALE = 1:8

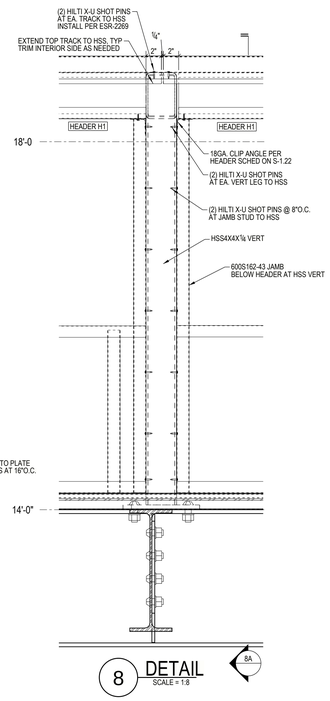

8 DETAIL
SCALE = 1:8

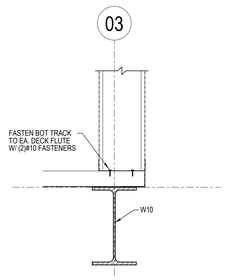

10 FRAMING PERPENDICULAR ON DECK
SCALE = 1:8

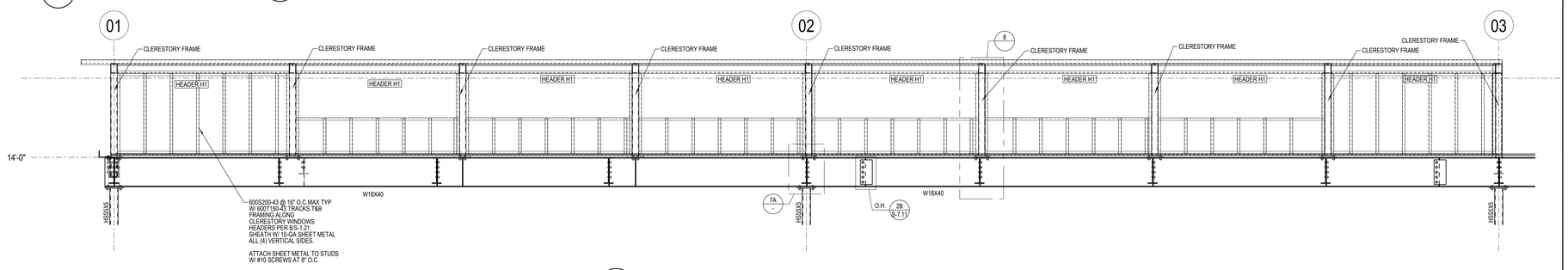

3 CLERESTORY ELEVATION ALONG GRID LINE AC.2
SCALE = 1:32

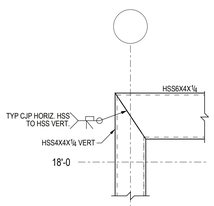

9 TYP HSS FRAME DETAIL
SCALE = 1:8

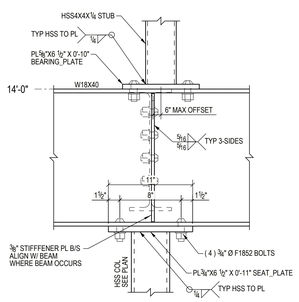

7A SECTION AT STUB
SCALE = 1:8

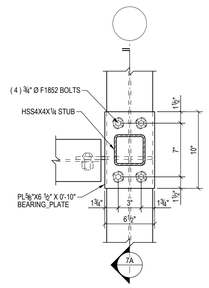

PLAN DETAIL
7 CLERESTORY POST
SCALE = 1:8

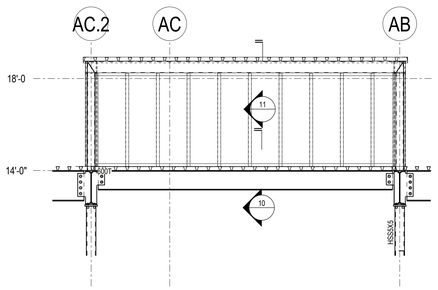

2 CLERESTORY ELEVATION ALONG GRID LINE 03
SCALE = 1:32

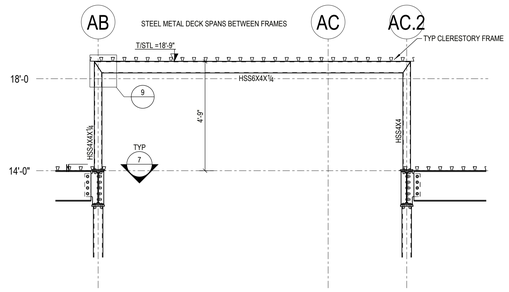

1 CLERESTORY HSS FRAMES - BTWN GRIDS 01 - 03
SCALE = 1:32

QUATTROCCHI KWOK
ARCHITECTS
Main:
636 Fifth Street, Santa Rosa, CA 95404
East Bay:
55 Harrison Street, Suite 525,
Oakland, CA 94607
(707) 576-0829

Gensler
45 Fremont Street
Suite 1500
San Francisco, CA 94105
United States
Tel 415.433.3700
Fax 415.836.4599

Gregory P. Luth & Associates, Inc.
Structural Engineers and Builders
3350 Scott Blvd, Bldg. 48
Santa Clara, CA 95054
Telephone: 408 654-0475
Fax: 408 654-0476

REGISTERED PROFESSIONAL ENGINEER
GREGORY P. LUTH
S2718
Exp. 12/31/2022
STRUCTURAL
STATE OF CALIFORNIA

GAVILAN COLLEGE

NEW COLLEGE CAMPUS

505 FAIRVIEW ROAD
HOLLISTER, CA 95023

GAVILAN JOINT
COMMUNITY
COLLEGE DISTRICT

DSA APP NO.	01-119906
ARCH PROJECT NO:	1897.00
DRAWN BY:	GPLA
DRAWING SCALE:	AS SHOWN
PTN: 43-C4	FILE NO: N/A

DSA SUBMITTAL
FEBRUARY 4, 2022

SHEET TITLE
FRAMING
DETAILS
CLERESTORY

SHEET NUMBER
S-7.31

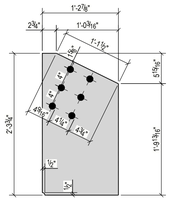

8B BOTTOM GUSSET PL - TYPE 3
SCALE = 1:12

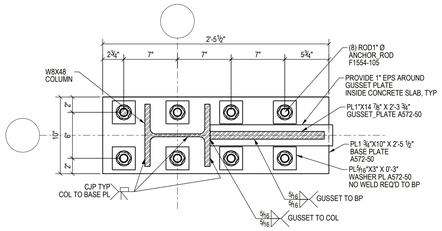

8A BASE PL PLAN DETAIL TYPE 3 FRAME
SCALE = 1:8

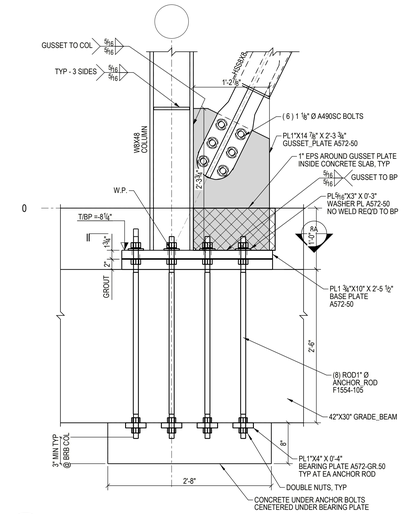

8 TYPE 3 BASE PLATE DETAIL AT BRACE
SCALE = 1:12

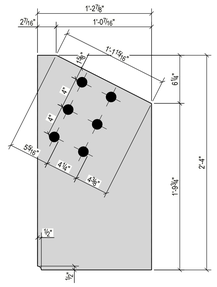

7B BOTTOM GUSSET PL - TYPE 2
SCALE = 1:8

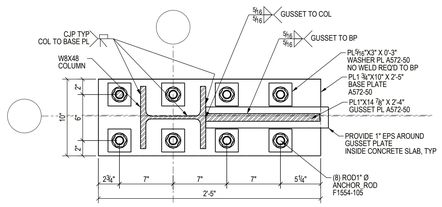

7A BASE PL PLAN DETAIL TYPE 2 FRAME
SCALE = 1:8

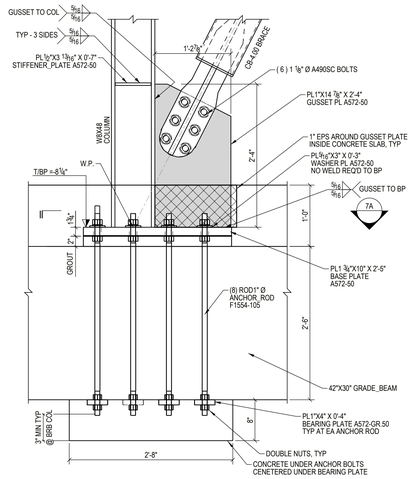

7 TYPE 2 BASE PLATE DETAIL AT BRACE
SCALE = 1:12

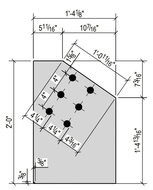

6B BOTTOM GUSSET PL - TYPE 1
SCALE = 1:12

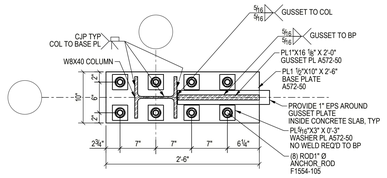

6A BASE PL PLAN DETAIL TYPE 1 FRAME
SCALE = 1:12

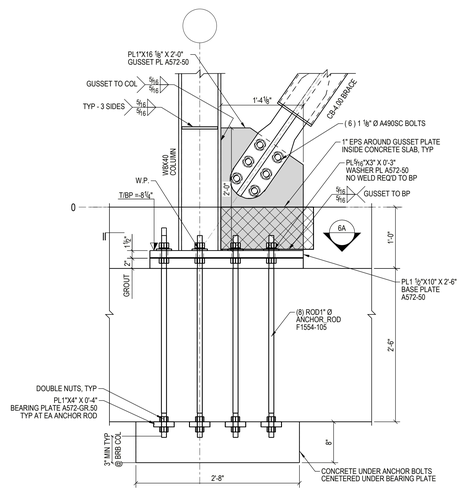

6 TYPE 1 BASE PLATE DETAIL AT BRACE
SCALE = 1:12

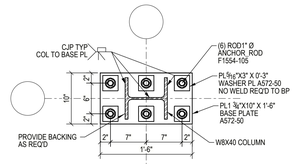

5A BASE PL PLAN DETAIL NO BRACE
SCALE = 1:12

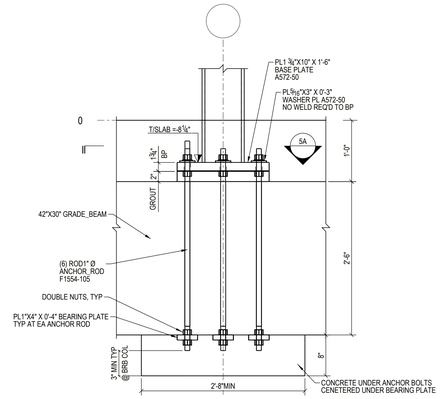

5 BASE PLATE DETAIL - NO BRACE
SCALE = 1:12

NOTES:
1) ALL PLATES SHOWN THIS SHEET ARE A572 GR. 50 U.N.O.

2) ALL WELDS SHOWN THIS SHEET ARE DEMAND CRITICAL WELDS. SEE S-0.2 GENERAL NOTES STRUCTURAL STEEL SECTION NOTE 5d FOR ADDITIONAL INFO.

3) ALL BOLTS SHOWN AT LATERAL FRAME & COLLECTOR DETAILS ARE SLIP CRITICAL BOLTS CLASS 'A'.

PROTECTED ZONE:

1. Within the protected zone, discontinuities created by fabrication or erection operations, such as tack welds, erection aids, air-arc gouging and thermal cutting shall be repaired as required by the EOR and approved by DSA.

2. Welded shear studs and decking attachments that penetrate the beam flange shall not be placed on beam flange within the protected zone. Decking arc spot welds as required to secure decking shall be permitted.

3. Welded, bolted, screwed or shot-in attachments for perimeter edge angles, exterior facades, partitions, duct work, piping or other construction shall not be placed within the protected zone.

4. In addition to the protected zones defined below in detail 4/- (AISC 341 Sect F4.5c), welded connections, shot pins and any other attachment to the BRB casing are not permitted.

5. BRB's shall not be used to support interior or exterior out-of-plane wall loading (IR22-4 Section 1.3).

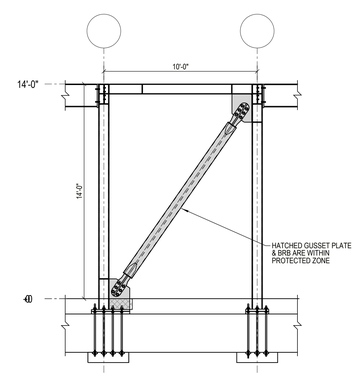

4 PROTECTED ZONE DETAIL
SCALE = 1:48

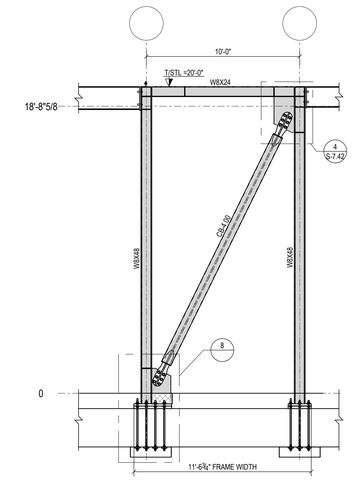

3 PREFABRICATED BRB FRAME BRB TYPE 3
SCALE = 1:48

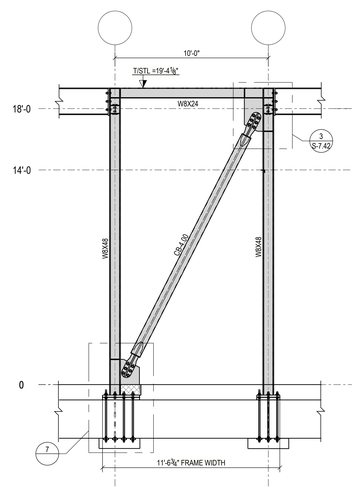

2 PREFABRICATED BRB FRAME BRB TYPE 2
SCALE = 1:48

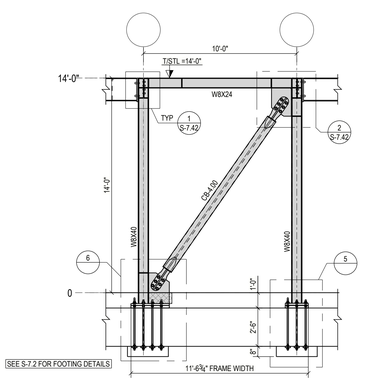

1 PREFABRICATED BRB FRAME BRB TYPE 1
SCALE = 1:48

QUATTROCCHI KWOK ARCHITECTS
Main:
636 Fifth Street, Santa Rosa, CA 95404
East Bay:
55 Harrison Street, Suite 525,
Oakland, CA 94607
(707) 576-0829

Gensler
45 Fremont Street
Suite 1500
San Francisco, CA 94105
United States
Tel 415.433.3700
Fax 415.836.4599

Gregory P. Luth & Associates, Inc.
Structural Engineers and Builders
3350 Scott Blvd, Bldg. 48
Santa Clara, CA 95054
Telephone: 408 654-0475
Fax: 408 654-0476

REGISTERED PROFESSIONAL ENGINEER
GREGORY P. LUTH
S2718
Exp. 12/31/2022
STRUCTURAL
STATE OF CALIFORNIA

GAVILAN COLLEGE

NEW COLLEGE CAMPUS

505 FAIRVIEW ROAD
HOLLISTER, CA 95023

GAVILAN JOINT COMMUNITY COLLEGE DISTRICT

DSA APP NO.	01-119906
ARCH PROJECT NO:	1897.00
DRAWN BY:	GPLA
DRAWING SCALE:	AS SHOWN
PTN: 43-C4	FILE NO: N/A

DSA SUBMITTAL
FEBRUARY 4, 2022

SHEET TITLE
LATERAL FRAME DETAILS

SHEET NUMBER
S-7.41

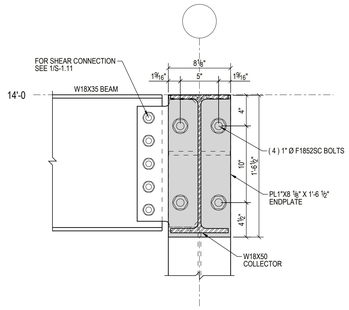

5D W18X50 COLLECTOR DETAIL
SCALE = 1:8

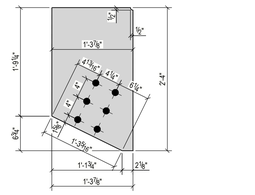

4B TYPE 3 GUSSET PLATE TO BM
SCALE = 1:12

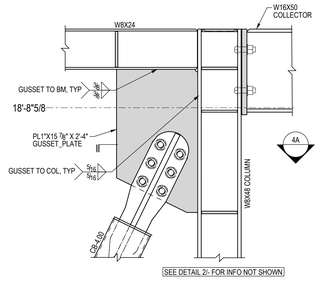

4 TYPE 3 BRACE DETAIL @ ROOF
SCALE = 1:12

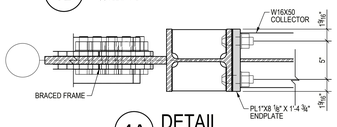

4A DETAIL
SCALE = 1:8

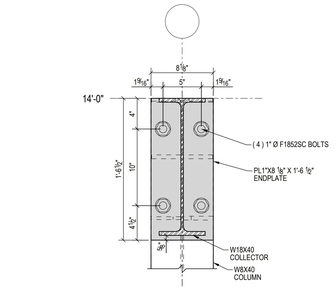

5C W18X40 COLLECTOR DETAIL
SCALE = 1:8

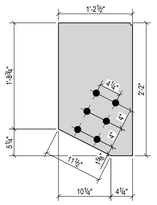

3B TYPE 2 GUSSET PLATE TO BM
SCALE = 1:12

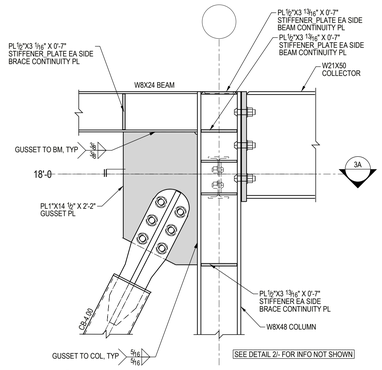

3 TYPE 2 BRACE DETAIL @ ROOF
SCALE = 1:12

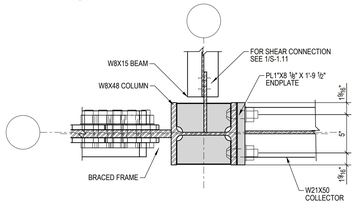

3A DETAIL
SCALE = 1:8

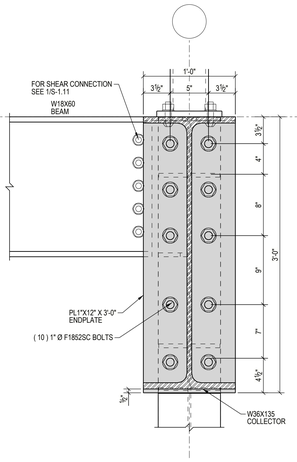

5F W36X135 COLLECTOR DETAIL
SCALE = 1:8

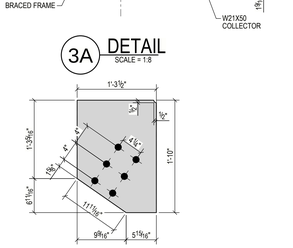

2B TYPE 1 GUSSET PLATE TO BM
SCALE = 1:12

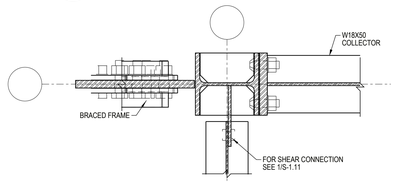

2A DETAIL
SCALE = 1:8

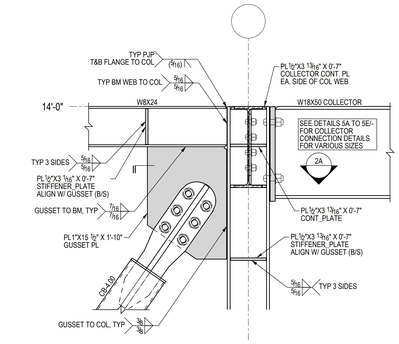

2 TYPE 1 BRACE DETAIL @ ROOF
SCALE = 1:12

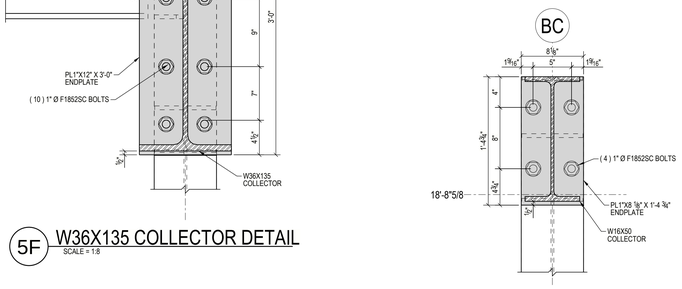

5B W16X50 COLLECTOR DETAIL
SCALE = 1:8

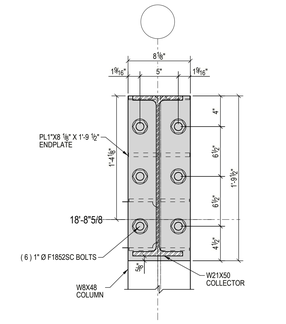

5E W21X50 COLLECTOR DETAIL
SCALE = 1:8

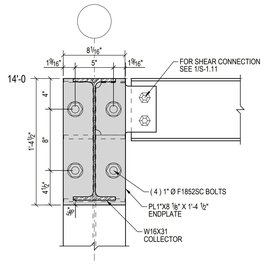

5A W16X31 COLLECTOR DETAIL
SCALE = 1:8

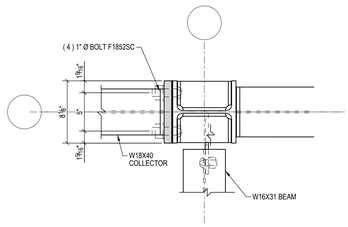

1A DETAIL
SCALE = 1:8

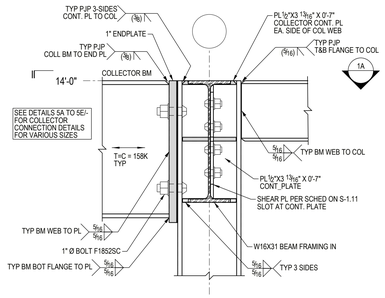

1 NON-BRACE FRAME CONNECTION
SCALE = 1:8

QUATTROCCHI KWOK ARCHITECTS
Main:
636 Fifth Street, Santa Rosa, CA 95404
East Bay:
55 Harrison Street, Suite 525,
Oakland, CA 94607
(707) 576-0829

Gensler
45 Fremont Street
Suite 1500
San Francisco, CA 94105
United States
Tel 415.433.3700
Fax 415.836.4599

Gregory P. Luth & Associates, Inc.
Structural Engineers and Builders
3350 Scott Blvd, Bldg. 48
Santa Clara, CA 95054
Telephone: 408 654-0475
Fax: 408 654-0476

REGISTERED PROFESSIONAL ENGINEER
GREGORY P. LUTH
S2718
Exp. 12/31/2022
STRUCTURAL
STATE OF CALIFORNIA

GAVILAN COLLEGE

NEW COLLEGE CAMPUS

505 FAIRVIEW ROAD
HOLLISTER, CA 95023

GAVILAN JOINT COMMUNITY COLLEGE DISTRICT

DSA APP NO. 01-119906

ARCH PROJECT NO:	1897.00
DRAWN BY:	GPLA
DRAWING SCALE:	AS SHOWN
PTN: 43-C4	FILE NO: N/A

DSA SUBMITTAL
FEBRUARY 4, 2022

SHEET TITLE
LATERAL FRAME DETAILS

SHEET NUMBER
S-7.42

BUCKLING RESTRAINED BRACE

PART 1 – GENERAL

1.1 DEFINITIONS

A. Buckling-Restrained Brace (BRB): A steel brace consisting of an outer steel casing, an inner steel core, and a concrete matrix between the core and the outer steel casing. The inner steel core resists against tensile and compressive axial loads and is restrained from buckling by the concrete contained in the outer steel casing.

1.2 DESIGN SUBMITTAL

A. BRB fames elevations are shown in sheets S-7.41 and S-7.42. Properties of the Core, Casing and Collar are summarized in sheets S-7.45 that also include connections of BRB ends for this project. Sheet S-7.46 shown Typical Core Brace Details. These sheets are sealed and signed by SEOR.

B. Basis-of Design for this project is BRB manufacture and design by
CoreBrace LLC
5789 West Park Rd., West Jordan, UT 84081

C. Qualification Testing

Technical Report TR-12/03 and TR-20/04, both from Department of Structural Engineering, U.C. San Diego, CA 92093 on Testing of CoreBrace Bolted BRB. The objective of the testing was to evaluate the cyclic performance and the capacity parameters of these BRBs based on the acceptance criteria of the AISC 341-16 Seismic Provisions. These reports are included as part of Appendices in the calculation set.

D. Calculations
BRBF system has been analyzed, designed, and fully coordinated between SEOR and CoreBrace as shown in the calculations and its Appendices. These calculations include:
Strain calculation (to determine b and w)
Casing buckling checked – stability check
Brace top and bottom end connections
Top and Bottom gusset connections
stiffness modification factor calculation
for Each Brace Size and Each Configurations.

Global analysis incorporating these parameters are performed using SAP model and connections are verified for expected brace forces.

Grade beams and are analyzed and designed for the maximum load effect combinations involving gravity loads and the maximum of overstrength or expected brace forces.

BRBF to Grade beams connections are designed for the maximum load effects to be transferred to Grade beams.

PART 2 – PRODUCTS

2.1 ACCEPTANCE OF BRB FABRICATION SHOPS

A. To qualify for DSA acceptance, the fabricator shall comply with the following:
1. Obtain and maintain accreditation from any of the following organizations:
1.1. The International Accrediation Services (IAS).
1.2. The American Welding Society (AWS) per AWS QC17
1.3. The Canadian Welding Bureau (CWB) per CSA Standard W47.1, Division 1
1.4. Other nationally recognized evaluation services or accreditation/cetification bodies, equivalent to those indicate above, may be accepted by DSA with prior approval.
2. Experience: Fabricator of BRB shall have a minimum of three years of documented continuous experience in the design, testing, and fabrication of buckling-restrained braces.
3. Documentation: Per IR 22-4 section 2.1.3, Documentation showing evidence of valid accreditation and experience shall be submitted to DSA upon initial acceptance and upon subsequent renewals of the accreditation noted above. Send the required documentation to DSA Headquarters at the following address:

ATTN: Laboratory Evaluations & Acceptance (LEA) Program
DSA Headquarters
1102 Q Street, Suite 5100
Sacramento, CA 95811

B. Switching to a different manufacturer may trigger a whole new BRB design and therefore a new DSA review.

2.2 MATERIALS

A. Core Plate
1. ASTM A36 with Fy as noted on the drawings.
a. Fy of all core plate material shall be verified via coupon test in accordance with AISC 341 K3.6 and IR 22-4 section 1.1.1.1.
b. Core plates 2 inches (50mm) and thicker shall be supplied with Charpy V-Notch testing in accordance with ASTM A673, Frequency P, or approved equal. The impact test shall meet a minimum average value of 20 ft-lbs absorbed energy at +70 degrees Fahrenheit and shall be conducted in accordance with AISC Specification.
c. As it is noted on the drawings, use Fy_sc,min = 38ksi and Fy_sc,max = 46ksi.

B. Casing
1. ASTM A500, Gr. B or A53, Gr. B or similar for round sections.

C. Primer
1. Standard shop primer.

D. Welding Materials
1. Shielded metal arc welding electrodes conform to AWS A5.1, flux-cored arc welding electrodes conform to AWS A5.20, and electrodes used for gas metal arc or submerged arc conform to the requirements of AWS A5.18.
2. The minimum tensile strength of the E70 class electrodes used in production is 70,000 psi (470 MPa).
3. Materials shall provide production welds with minimum Charpy V Notch properties of 20 ft-lbs (27 J) at -20ºF (-30 C).

E. Infill Grout
1. Manufacturer's standard infill that has been demonstrated suitable by sub-assemblage testing per the Recommended Provisions.

2.3 PERFORMANCE REQUIREMENTS

A. Core plate material shall have a yield range of 42 ksi within ±4 ksi. Coupon tests taken from plates at point of manufacture of BRBs shall be used to verify conformance. Additional coupon tests may be performed to replace coupon tests that fall out of acceptable range.

B. Basis of Design of BRB in this project are designed based on CoreBrace Bolted Qualification Testing, UCSD Report No. TR-12/03 and TR-20/04. These reports are attached in calculation set.

C. The steel core shall resist compression and tension forces. The steel core area shall be as per the project drawings and core material shall be within the yield stress range specified in Article 2.3.A.

D. Demand for local and global stability of casing were checked based on the adjusted brace strength at the maximum yield stress (Fysc,max) of the specified yield stress range of the core plate material.

E. Steel core projections beyond the steel casing and brace connections shall develop the adjusted brace strength without instigation of fracture or instability. For core plate checks use the minimum (Fysc,min) of the specified yield stress range for determining demand. For all other materials use Fysc,max to determine demand.

F. The overstrength factors (w, b) were determined at a brace strain level associated with the greater of a 2% interstory drift or twice the design story drift, the latter of which is taken as (2xphixCdxFysc,min)/(rhoxlexE), where Cd is the design drift deflection amplification factor, E is the nominal modulus of elasticity of the core plate material, Ie is the Importance Factor, r is the Redundancy Factor. When actual brace demand is provided, twice the design story drift is taken as (2 x Cd x Pd)/(Asc x rho x Ie x E), where Pd is the axial force demand in the BRBs at the controlling drift design load case.

2.4 QUALITY ASSURANCE

A. The Manufacturer shall have a detailed Quality Assurance Plan.
1. The Quality Assurance Plan shall contain the procedures for manufacturing buckling-restrained braces including:
a. Welding procedures and welder certifications.
b. Methodology for verifying and documenting material properties.
c. Indication of how the product is to be identified, such that it can be traced back to production quality assurance records.
d. A flow chart of the process by which the product is manufactured, including description of production methods.
e. Identified manufacturing tolerances for each production process.
f. In-process quality control including all points of internal inspection for control and monitoring of the fabrication and assembly process.

B. The Manufacturer shall notify Owner of fabrication schedule at least 30 days prior to fabrication in order to allow Owner or Owner's Representative to observe fabrication process.

PART 3 – EXECUTION

3.1 FABRICATION

A. Fabrication of Buckling Restrained Braces in Shops with DSA Acceptance.
Buckling restrained braces fabricated in shops with DSA acceptance per Section 2.1.A above are exempt from the special inspection requirements of CBC Section 1705A.

B. At the completion of fabrication, the fabricator's design engineer responsible for the buckling restrained brace design and testing shall submit a certificate of conformance to the project inspector and laboratory of record. The certificate of conformance shall include the following records, but not limited to:

- Material identification
- Core tension tests in accordance with AISC 341 K3.6. Heat number of the tension test specimen (which must match that used for the project braces in accordance with AISC 341 Section K3.6a)
- Welding inspection
- Grout placement and strength conformance
- Core installation and debonding material application
- Any additional project conformance requirements specified in DSA-approved construction documents (e.g., material surface cleaning, finish material application, etc.)

Failure to provide documentation may be cause for DSA to withdraw fabricator acceptance and reject project braces lacking documentation.

C. Fabrication of BRB in shops without DSA acceptance shall not be allowed.

D. Core plates shall be cut to profile shown on Design Drawings.
1. The general roughness cannot exceed 1000 micro-inches in the yielding length.
2. Notches in yield length region up to 1/8-inch may be repaired by grinding to a smooth transition. The length of the transition shall not be less than 10 times the notch depth.
3. Notches in the yielding length region greater than 1/8-inch and less than or equal to 3/8-inch may be repaired using procedures outlined in the Company Quality Assurance Manual. The repairs shall be examined using Ultrasonic Testing (UT) procedures in conformance with AWS D1.1.
4. Notches in the yielding length region greater than 3/8-inch in the yield length shall be rejected.

E. No splices are allowed in the yielding region of the steel core plate.

F. Minimum casing dimensions shall be as required by manufacturer or as specified on the project documents.

G. Holes for bolted connections may be drilled, cut or punched in conformance with AISC standards and burs removed.

H. Finish shall be manufacturer's standard shop primer. Do not paint connection faying surfaces if connection is designated slip critical unless paint used provides same slip resistance.

I. Assembly of the different components of the brace shall be done in accordance with the manufacturer's Quality Assurance Manual in a manner that ensures proper performance of the brace.

3.2 SHIPPING

A. Manufacturer to package BRB's for protection against shipping damage.

B. Manufacturer shall coordinate delivery dates and quantities with Contractor/Owner. Contractor/Owner shall provide adequate storage space and proper lay-down areas.

C. Braces shall be stored on dunnage not touching the ground.

D. Coordinate erection aid requirements with contractor/Owner.

3.2 SHIPPING

A. Manufacturer to package BRB's for protection against shipping damage.

B. Manufacturer shall coordinate delivery dates and quantities with Contractor/Owner. Contractor/Owner shall provide adequate storage space and proper lay-down areas.

C. Braces shall be stored on dunnage not touching the ground.

D. Coordinate erection aid requirements with contractor/Owner.

3.3 ERECTION

A. Braces are to be erected under the Structural Steel Specification Section and according to referenced AISC Specifications.

B. Prior to erection, clean faying surfaces of bolted BRBs to remove any surface contaminants including temporary coatings that may have been applied for transport.

C. Allow for erection loads and for sufficient temporary bracing to maintain structure safe, plumb, and in true alignment until completion of erection and installation of buckling-restrained braces.

D. No field welding to BRB's is allowed, including non-structural pieces unless approved by manufacturer and Structural Engineer of Record (SEOR).

E. No field cutting or altering of the BRB's is permitted without the approval of the manufacturer and SEOR.

3.4 SPECIAL INSPECTION – REFER TO DSA 103-19

A. Test and Special Inspection requirements for Materials, Equipment, and Welders, etc.

B. Shop Welding and Field Welding Test or Other Special Inspection Requirements.

C. Test or Special Inspection requirements per RCSC 2014 for High-Strength Bolts for Bolt Marking, testing of Bolts, Nuts, and Washers.

D. Inspection for High-Strength Bolts installation for snug tight, Pretensiones, and Slip-Critical Connections.

05 3100 – STEEL DECKING

See S-0.2 General Notes – Steel Roof Deck
A. MATERIALS

05 3600 – COMPOSITE METAL DECKING

See S-0.2 General Notes – Composite deck

Add to item 12 – Shear Connectors
Specification for Automatic End-Welded Studs

B. INSTALLATION
1. Automatic end-welded stud shall be Nelson Shear Connector Studs or Nelson Deformed Bar Anchor Studs (or Approved equal).
2. Nelson Shear Connector Stud shall be manufactured from ASTM A108, Grade C-1010 through C-1020 cold-drawn steel.
3. Nelson Deformed Bar Anchor Studs are produced from deformed wire complying with ASTM A496.

The studs shall be automatically end welded in accordance with the manufacturer's recommendations in such manner as to provide complete fusion between the end of the stud and the plate. There should be no porosity or evidence of lack of fusion between the welded end of the stud and the plate. Welding shall be done only by qualified welders approved by an AWS-CWI inspector approved by DSA.

C. INSPECTION AND TESTS

Inspection (in accordance with Section 1705A.2.5, 2019 California Building Code, Part2 Volume 2, Title 24, CCR) of all the shop and field welding operations for the automatic end-welded studs shall be made by an AWS-CWI inspector approved by the Divisions of State Architect. The type and capacity of the welding equipment shall be in accordance with the manufacturer's recommendations and shall be checked and approved by a welding inspector.

Note:

At the beginning of each day's work, a minimum of two test stud welds to metal shall be made with the equipment to be used which is the same as the actual work piece. The test studs shall be subjected to a 30% bend test by striking them with a heavy hammer. After the above test, the weld section shall not exhibit any tearing out or cracking.

Testing of end-welded studs shall be in accordance with Section 1705A.2.5 and 2213A.2, 2019 California Building Code Part 2, Volume 2, Title 24, CCR.

In general end-welded studs should not be used for steel connections since countersinking of the connected member is required.

QUATTROCCHI KWOK ARCHITECTS
Main:
636 Fifth Street, Santa Rosa, CA 95404
East Bay:
55 Harrison Street, Suite 525,
Oakland, CA 94607
(707) 576-0829

Gensler
45 Fremont Street
Suite 1500
San Francisco, CA 94105
United States
Tel 415.433.3700
Fax 415.836.4599

Gregory P. Luth & Associates, Inc.
Structural Engineers and Builders
3350 Scott Blvd. Bldg. 48
Santa Clara, CA 95054
Telephone: 408 654-0475
Fax: 408 654-0476

REGISTERED PROFESSIONAL ENGINEER
GREGORY P. LUTH
S2718
Exp. 12/31/2022
STRUCTURAL
STATE OF CALIFORNIA

GAVILAN COLLEGE

NEW COLLEGE CAMPUS

505 FAIRVIEW ROAD
HOLLISTER, CA 95023

GAVILAN JOINT COMMUNITY COLLEGE DISTRICT

DSA APP NO. 01-119906

ARCH PROJECT NO:	1897.00
DRAWN BY:	GPLA
DRAWING SCALE:	AS SHOWN
PTN: 43-C4	FILE NO: N/A

DSA SUBMITTAL

FEBRUARY 4, 2022

SHEET TITLE

COREBRACE NOTES

SHEET NUMBER

S-7.43

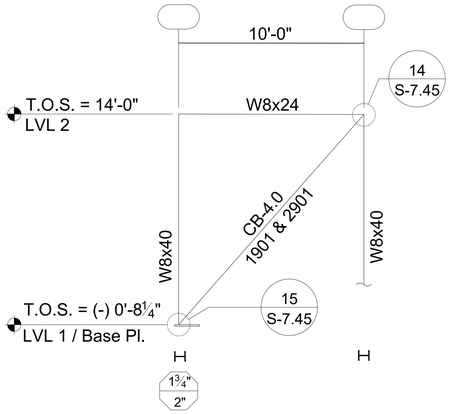

BRB TYPE 1

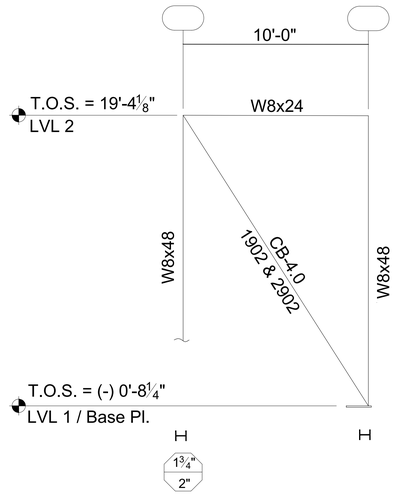

BRB TYPE 2

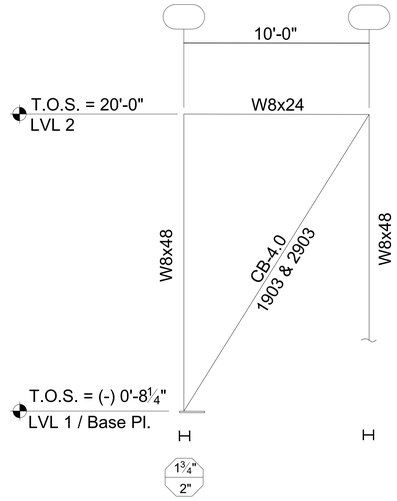

BRB TYPE 3

CB-ID #	EOR-ID #	BRB TYPE #	Lvls #	Mark #	Qty #	L_b in	L_c in	Casing Shape t or p	Casing Profile	Casing H_c in	Casing W_c in	Casing t_c in	W_L in	W_1 in	L_{SL} in	x_L in	L_{Lg} in	a in	c in	L_{Lc} in	t_L in	D_{wLg} #	D_{wL} #	L_{WL-i} in	n_i #	n_o #	g in	s in	e in	b_r in	L_{ysc} in	L''_{ysc} in	W_{sc} in	t_{sc} in	A_{sc} in^2	K_{eff} K/in	K_f (K_{eff}/K_{Lwp})	β	ω	P_{ysc} kip	F_{ysc} Min ksi	F_{ysc} Max ksi	CB Wt lb
CB-4.00	BRB-4.00	1	1	1901	10	186 6/16	147.13	t	□	8	8	0.2500	7.50	5.78	26.13	4.73	12.38	4.00	3.00	11.48	0.63	4.00	4.00	4.73	3	0	0.00	4.00	1.63	0.99	124.67	124.67	4.000	1.00	4.00	795	1.44	**1.18**	**1.29**	152	38	46	1333
CB-4.00	BRB-4.00	1	1	2901	5	186 6/16	147.13	t	□	8	8	0.2500	7.50	5.78	26.13	4.73	12.38	4.00	3.00	11.48	0.63	4.00	4.00	4.73	3	0	0.00	4.00	1.63	0.99	124.67	124.67	4.000	1.00	4.00	795	1.44	**1.18**	**1.29**	152	38	46	1324
CB-4.00	BRB-4.00	2	1	1902	4	233 6/16	194.13	t	□	8	8	0.2500	7.50	5.78	26.13	4.73	12.38	4.00	3.00	11.48	0.63	4.00	4.00	4.73	3	0	0.00	4.00	1.63	0.99	171.68	171.68	4.000	1.00	4.00	598	1.37	**1.17**	**1.20**	152	38	46	1680
CB-4.00	BRB-4.00	2	1	2902	0	233 6/16	194.13	t	□	8	8	0.2500	7.50	5.78	26.13	4.73	12.38	4.00	3.00	11.48	0.63	4.00	4.00	4.73	3	0	0.00	4.00	1.63	0.99	171.68	171.68	4.000	1.00	4.00	598	1.37	**1.17**	**1.20**	152	38	46	0
CB-4.00	BRB-4.00	3	1	1903	0	239 7/16	200.13	t	□	8	8	0.2500	7.50	5.78	26.13	4.73	12.38	4.00	3.00	11.48	0.63	4.00	4.00	4.73	3	0	0.00	4.00	1.63	0.99	177.68	177.68	4.000	1.00	4.00	579	1.36	**1.17**	**1.19**	152	38	46	0
CB-4.00	BRB-4.00	3	1	2903	2	239 7/16	200.13	t	□	8	8	0.2500	7.50	5.78	26.13	4.73	12.38	4.00	3.00	11.48	0.63	4.00	4.00	4.73	3	0	0.00	4.00	1.63	0.99	177.68	177.68	4.000	1.00	4.00	579	1.36	**1.17**	**1.19**	152	38	46	1726
					21																																						Sum --> 6,063 lbs
																																											Max --> 1,726 lbs

Table of Symbols

- L_b = Length of CB tip to tip
- L_c = Length of casing
- **Casing** = Size & type of casing
- **Type** = t = tube (square/rect) and p = pipe (round)
- W_L = Width of Lug
- W_1 = Width at Reduced Section of Lug
- L_{SL} = Total Length of Lug minus Transition (xL)
- x_L = Length from start of lug transition to end of lug transition
- L_{Lg} = Length of Lap on Gusset
- **a** = Gap between core and gusset
- **c** = Core extension length out of casing
- L_{Lc} = Length of Lug within Casing (incl. xL)
- t_L = Thickness of lug
- D_{wLg} = Size of weld at lug to core at bolt pattern # 1/16ths
- D_{wL} = Size of weld at lug to core beyond bolt pattern # 1/16ths
- L_{WL-i} = Weld length required at inside face of lug
- n_i = Number of bolts in inner row
- n_o = Number of bolts in outer row
- **g** = Gauge between outer & inner bolt rows
- **s** = Bolt Spacing
- **e** = Typical bolt edge distance
- b_r = Distance to start of radius from first outermost bolt. (If negative it is towards end of CB from bolt.)
- L_{ysc} = Length of yielding core w/out allowance for Cntr Stiffener
- L''_{ysc} = Yield length of core - Yielding Portion Only
- W_{sc} = Width of core at yield section
- t_{sc} = Thickness of core
- A_{sc} = Cross sectional area of core at yield section
- K_{eff} = Effective Stiffness of BRB from WP to WP
- K_f = Axial Stiffness Adjustment Factor
- P_{ysc} = Yield force of CB (A_{sc} x F_{ysc}_min)
- F_{ysc} = Specified yield stress range of core plate

B 2021-10-13 - Gavilan College New Campus

COREBRACE SCHEDULE 1

CB-ID #	EOR-ID #	BRB TYPE #	Lvls #	Mark #	Qty #	W_{BP} in	H_{BP} in	L_{bh} in	L_{wp-h} in	Hole Pattern Information n_i #	n_o #	e in	s in	g_i in	g_o in	Gusset t_g in	t_{rp} in	W_{rp} in	F_{ysbr} ksi	Lug W_L in	t_L in	t_s in	L_{Lg} in	L_{Lc} in	W_{LAs} in	Bolt Size, Length & Quantities d_b in	G in	L' in	La in	2.75" Qty	3.00" Qty	3.25" Qty	3.50" Qty	3.75" Qty	4.00" Qty	4.25" Qty	4.50" Qty	4.75" Qty	5.00" Qty	5.50" Qty
CB-4.00	BRB-4.00	1	1	1901	10	120	172 5/16	180 14/16	14 9/16	3	0	1 10/16	4.00	2 2/16	0	1 7/16	1	-	-	50	7 1/2	5/8	1	12 6/16	5/8	1 1/8	2.31	3.990	**4**	-	-	-	-	-	120	-	-	-	-	-
CB-4.00	BRB-4.00	1	1	2901	5	120	172 5/16	180 14/16	14 9/16	3	0	1 10/16	4.00	2 2/16	0	1 7/16	1	-	-	50	7 1/2	5/8	1	12 6/16	5/8	1 1/8	2.31	3.990	**4**	-	-	-	-	-	60	-	-	-	-	-
CB-4.00	BRB-4.00	2	1	1902	4	120	236 7/16	227 14/16	18 10/16	3	0	1 10/16	4.00	2 2/16	0	1 7/16	1	-	-	50	7 1/2	5/8	1	12 6/16	9/16	1 1/8	2.31	3.990	**4**	-	-	-	-	-	48	-	-	-	-	-
CB-4.00	BRB-4.00	2	1	2902	0	120	236 7/16	227 14/16	18 10/16	3	0	1 10/16	4.00	2 2/16	0	1 7/16	1	-	-	50	7 1/2	5/8	1	12 6/16	9/16	1 1/8	2.31	3.990	**4**	-	-	-	-	-	0	-	-	-	-	-
CB-4.00	BRB-4.00	3	1	1903	0	120	244 5/16	233 14/16	19 2/16	3	0	1 10/16	4.00	2 2/16	0	1 7/16	1	-	-	50	7 1/2	5/8	1	12 6/16	9/16	1 1/8	2.31	3.990	**4**	-	-	-	-	-	0	-	-	-	-	-
CB-4.00	BRB-4.00	3	1	2903	2	120	244 5/16	233 14/16	19 2/16	3	0	1 10/16	4.00	2 2/16	0	1 7/16	1	-	-	50	7 1/2	5/8	1	12 6/16	9/16	1 1/8	2.31	3.990	**4**	-	-	-	-	-	24	-	-	-	-	-
																														0	**0**	**0**	**0**	**0**	**252**	**0**	**0**	**0**	**0**	**0**

CB-ID #	EOR-ID #	BRB TYPE #	Lvls #	Mark #	Qty #	BOTTOM OF BRACE CONNECTION Bm/Col Flange Bot W_k in	L_{wb} in	W_f in	L_{bs} in	L_{bl} in	L_{bp} in	Bm/Col Web (90) Bot W_k in	L_{wb} in	W_f in	L_{bs} in	L_{bl} in	L_{bp} in	V Bot W_k in	L_{wb} in	W_{ke} in	z in	L_{ls} in	L_{lp} in	TOP OF BRACE CONNECTION Bm/Col Flange Top W_k in	L_{wb} in	W_f in	L_{bs} in	L_{bl} in	Ext ?	L_{ls} in	L_{lp} in	Bm/Col Web (90) Top W_k in	L_{wb} in	W_f in	L_{bs} in	L_{bl} in	Ext ?	L_{ls} in	L_{lp} in	Chev A W_k in	L_{wb} in	W_{ke} in	z in	L_{ls} in	L_{lp} in	Required Stiff or Continuity Plate Bottom End of Brace Beam Main	Col at z (x2)	Col Gusset Edges Main	Col Gusset Edges Thick	Col Gusset Edges Width	Top End of Brace Beam Main	Col at z (x2)	Col Gusset Edges Main	Col Gusset Edges Thick	Col Gusset Edges Width	CB Wt lb	Total CB Wt lb
CB-4.00	BRB-4.00	1	1	1901	10	5/16	12	5/16	21	14	23	-	-	-	-	-	-	-	-	-	-	-	-	7/16	12	3/8	17	no	14	19	-	-	-	-	-	-	-	-	-	-	-	-	-	-	-	-	-	-	-	-	-	-	-	1333	13331
CB-4.00	BRB-4.00	1	1	2901	5	5/16	12	5/16	21	14	23	-	-	-	-	-	-	-	-	-	-	-	-	7/16	12	3/8	17	no	14	19	-	-	-	-	-	-	-	-	-	-	-	-	-	-	-	-	-	-	-	-	-	-	-	1324	6620
CB-4.00	BRB-4.00	2	1	1902	4	5/16	11	5/16	26	13	28	-	-	-	-	-	-	-	-	-	-	-	-	3/8	11	5/16	22	no	13	24	-	-	-	-	-	-	-	-	-	-	-	-	-	-	-	-	-	-	-	-	-	-	-	1680	6721
CB-4.00	BRB-4.00	2	1	2902	0	5/16	11	5/16	26	13	28	-	-	-	-	-	-	-	-	-	-	-	-	3/8	11	5/16	22	no	13	24	-	-	-	-	-	-	-	-	-	-	-	-	-	-	-	-	-	-	-	-	-	-	-	0	0
CB-4.00	BRB-4.00	3	1	1903	0	5/16	11	5/16	26	13	28	-	-	-	-	-	-	-	-	-	-	-	-	3/8	11	5/16	22	no	13	24	-	-	-	-	-	-	-	-	-	-	-	-	-	-	-	-	-	-	-	-	-	-	-	0	0
CB-4.00	BRB-4.00	3	1	2903	2	5/16	11	5/16	26	13	28	-	-	-	-	-	-	-	-	-	-	-	-	3/8	11	5/16	22	no	13	24	-	-	-	-	-	-	-	-	-	-	-	-	-	-	-	-	-	-	-	-	-	-	-	1726	3452
																																																							30,124 lbs

Table of Symbols

- W_{BP} = Width of frame bay workpoint (WP) to WP
- H_{BP} = Height of frame bay WP to WP
- L_{bh} = Length of CoreBrace between outermost holes
- L_{wp-h} = Length from bottom WP to center of bottom bolt hole
- n_i = Number of bolts in inner row
- n_o = Number of bolts in outer row
- e = Typical bolt edge distance
- s = Bolt spacing in a row
- g_i = Gauge inner bolt row from CL of CB
- g_o = Gauge between inner and outer bolt rows
- d_{hg} = Diameter of bolt hole in gusset plate
- t_g = Thickness of gusset
- t_{rp} = Thickness of repad on gusset
- W_{rp} = Weld size at repad to gusset
- F_{ysbr} = Gusset & repad A572 grade
- t_L = Thickness of Lug
- t_s = Thickness of Stiffener on Lug
- L_{Lg} = Expected Lap of Lug on Gusset (as Check Only)
- W_{LAs} = Alternate continuous weld at lug to gusset
- d_b = Bolt diameter (ASTM F3125 GrA490/F2280 SC OR ASTM F3148 TNA WITH CLASS A FAYING SURFACE)
- G = Grip of bolt
- L' = Length of bolt needed with F436 washer only
- La = Suggested length of bolt to order, detailer to verify
- W_k = Minimum size of gusset weld to beam
- L_{wb} = Minimum length of beam weld
- W_f = Minimum size of gusset weld to column
- L_{wc} = Minimum length of column weld
- z = Length at each end of V/Chev gusset for increased weld size (W_{ke})
- W_{ke} = Minimum size of beam weld at V/Chev gusset in "z" region
- L_{bs} = Approximate overall width of gusset rounded up to nearest inch (At V or Chev, equal to 1/2 gusset width) **NOT USED FOR DETAILING**
- L_{bl} = Approximate overall height of gusset rounded up to nearest inch **NOT USED FOR DETAILING**
- Ext = If yes, see "extended" gusset detail
- *Note: May Dbl Count Stiffeners.*
- *Indicated Thickness Each Side of Column. Weld Stiffeners to Flange*
- *Web & Gusset with 5/16" fillet welds for t ≤ 1.25", 7/16" for t ≤ 2.0", UNO*
- *CP = Cont Plate & Gusset Support Plate*
- "Main" Stiffener is located at gusset Free Edge in Bm or Col for Std Conn
- "Main" Stiffener is located cntrd above gusset in Bm for V/Chev Stiffener "at z" is centered in "z" region in Bm each end of V/Chev (on both sides of beam - 4x total).
- **All Stiffeners both sides of Bm or Col**
- *Gusset Edges - See details for configuration.*

B 2021-10-13 - Gavilan College New Campus

CONNECTION SCHEDULE 2

CoreBrace™
SUPERIOR SEISMIC PERFORMANCE
5789 W. Wells Park Rd.
West Jordan, Utah 84081
(801) 280-0701

© 2021 CoreBrace™, LLC This drawing is proprietary to CoreBrace™, LLC. Not to be duplicated or used without the express written consent of CoreBrace™, LLC. Moreover, CoreBrace™, LLC is not responsible for the use of this drawing by others without its knowledge and consent.

CoreBrace Engineering Design Responsibilities are limited to the following:
- Complete BRB design based on A_{sc} provided by E.O.R.
- Design connection of BRB to gusset.
- Design gusset connection to frame columns, beams and base plates.

General Notes:
1. See "Casing Buried in Concrete Detail" where concrete slab will interfere with required BRB stroke.
2. Structural steel detailer and erection team to consider erectability constraints when determining piece erection sequencing and field welding versus shop welding of stiffeners and gussets.
3. Detail callouts are typical at the given frame location, UNO. See "CB" sheets for typical details.
4. Single-line diagrams do not necessarily represent WP axis of members, see details.
5. Member sizes, dimensions, elevations, and work point locations on CB sheets are shown for coordination only. Project documents shall govern. Verify in field as necessary.
6. See project documents for additional information; more stringent requirements on project documents shall govern.

Abbreviations

Abt	About	DIA	Diameter	NTS	Not to Scale
Approx	Approximate	DIM	Dimension	PL	Plate
Asc	Area of Steel Core	dc	Depth of column	Req'd	Required
bfb	Width of flange of beam	(E)	Existing	Sched	Schedule
bfc	Width of flange of column	EQ	Equal	SIM	Similar
Bldg	Building	FF	Finished Floor	SYM	Symetrical
Bm	Beam	FHG	Full-Height Gusset	Stiff	Stiffener
Bot	Bottom	Flng	Flange	tfb	Thickness of flange of beam
B.P.	Base Plate	Galv	Galvanized	tfc	Thickness of flange of column
BRB	Buckling-Restrained Brace	Gsst	Gusset	T&B	Top and Bottom
CB	CoreBrace	Info	Information	T.O.F.	Top of Footing
CJP	Complete Joint Penetration	LVL	Level	T.O.C	Top of Concrete
C_L	Centerline	MAX	Maximum	twb	Thickness of web of beam
Col	Column	MIN	Minimum	TYP	Typical
Conc	Concrete	N&FS	Near and Far Side	UNO	Unless Noted Otherwise
Conn	Connection	Nom	Nominal	WP	WORK POINT

Symbols Legend:

- X / Y = X = BASE PL THICKNESS; Y = GROUT THICKNESS
- ⊥ INDICATES FRAMING OF GUSSET PL TO COLUMN WEB (WEAK AXIS)
- H INDICATES FRAMING OF GUSSET PL TO COLUMN FLANGE (STRONG AXIS)
- □ INDICATES FRAMING OF GUSSET PL TO HSS COLUMN (SLOT GUSSET THROUGH)

CB-XX	INDICATES BRB WITH CORE AREA SIZE OF XX in^2
T.O.S. = X'-X"	INDICATES TOP OF STEEL BEAM ELEVATION
19##	BRACE MARK IDENTIFICATION (NON-EXPOSED)
29##	BRACE MARK IDENTIFICATION (EXPOSED)

QUATTROCCHI KWOK ARCHITECTS
Main:
636 Fifth Street, Santa Rosa, CA 95404
East Bay:
55 Harrison Street, Suite 525,
Oakland, CA 94607
(707) 576-0829

Gensler
45 Fremont Street
Suite 1500
San Francisco, CA 94105
United States
Tel 415.433.3700
Fax 415.836.4599

Gregory P. Luth & Associates, Inc.
Structural Engineers and Builders
3350 Scott Blvd, Bldg. 48
Santa Clara, CA 95054
Telephone: 408 654-0475
Fax: 408 654-0476

REGISTERED PROFESSIONAL ENGINEER GREGORY P. LUTH S2718 Exp. 12/31/2022 STRUCTURAL STATE OF CALIFORNIA

GAVILAN COLLEGE

NEW COLLEGE CAMPUS

505 FAIRVIEW ROAD
HOLLISTER, CA 95023

GAVILAN JOINT COMMUNITY COLLEGE DISTRICT

DSA APP NO. 01-119906

ARCH PROJECT NO:	1897.00
DRAWN BY:	GPLA
DRAWING SCALE:	AS SHOWN
PTN: 43-C4	FILE NO: N/A

DSA SUBMITTAL

FEBRUARY 4, 2022

SHEET TITLE

COREBRACE ELEVATIONS & SCHEDULES

SHEET NUMBER

S-7.44

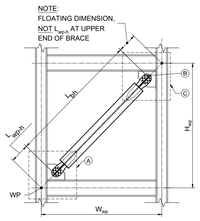

OVERALL PROCEDURE:
◯ CIRCLED NOTES ARE KEYED ON DETAIL.
Ⓐ LAYOUT BOTTOM BRACE CONNECTION ON GUSSET. (SEE DETAIL 2/-)
Ⓑ ESTABLISH UPPER-MOST BOLT-HOLE, LOCATED AT DISTANCE L_{sh} FROM LOWER-MOST BOLT-HOLE.
Ⓒ LAYOUT UPPER BOLT-HOLE PATTERN SIMILAR TO LOWER BOLT-HOLE PATTERN. (SEE DETAIL 2/-)
D SEE DETAIL 4/- WHERE CONCRETE BLOCKOUT WILL BE REQUIRED.

NOTE:
FOR MINIMUM BOLT TENSIONING PROCEDURE SEE DETAIL 3/-.

BOLTED GUSSET OVERALL LAYOUT PROCEDURE 1
SCALE: NTS

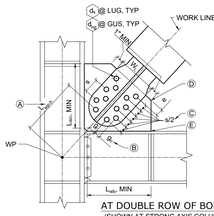

AT DOUBLE ROW OF BOLTS
(SHOWN AT STRONG AXIS COLUMN)

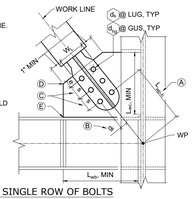

AT SINGLE ROW OF BOLTS
(SHOWN AT WEAK AXIS COLUMN)

GUSSET LAYOUT PROCEDURE:
Ⓐ ESTABLISH LOCATION OF 1st BOLT LINE ALONG WORK LINE. NOTE: L_{wp-h} ONLY APPLIES AT BOTTOM END OF BRACE.
Ⓑ ESTABLISH INNER AND OUTER (WHERE APPLICABLE) BOLT ROW OFFSETS WITH g_i AND g_o.
Ⓒ LAY OUT BOLT HOLE PATTERN USING HOLE SIZE (d_{hg}), SPACING (s), AND EDGE DISTANCE (e) AS SHOWN.
Ⓓ W_t + 2 x MIN RETURN, GUSSET EDGE WIDTH PERPENDICULAR TO WORK LINE.
Ⓔ RETURN TO BEAM AND/OR COLUMN AND VERIFY MIN WELD LENGTH (INCLUDING DEDUCTIONS FOR CLIP AND WELD START/STOP) IS MAINTAINED.

BOLTED GUSSET LAYOUT PROCEDURE 2
SCALE: NTS

BOLT TENSIONING PROCEDURE
Bolts shall be torqued to achieve the appropriate bolt tension as set forth in the erector's approved procedures. As a minimum, the following items shall be adhered to:

A. Starting with the most rigid part of the connection (Row 'I') and continuing to the least rigid part of the connection (Row 'A'), bring all bolts to snug-tight condition.
B. Recheck snug-tight condition of bolts in rows 'I' and 'A', re-tighten as necessary.
C. Torque bolts in Row 'I' to appropriate level of tension using approved procedure.
D. Re-check snug tight condition of bolt in row 'A'.
E. Torque bolts in Row 'A' to appropriate level using approved procedure.
F. Continue alternating check of snug tight condition of next-to-nearest row and torquing nearest row of untorqed bolts as set forth in steps D & E until end of brace is reached and all bolts are at appropriate level of torque.
G. Repeat similar procedure at top end of brace.

GENERAL NOTES:
ALL BOLTED BRACE CONNECTIONS SHALL BE INSTALLED IN ACCORDANCE WITH THE ERECTOR'S APPROVED QUALITY ASSURANCE PLAN. AS A MINIMUM, THE FOLLOWING MUST BE MET:

- Tighten all slip-critical bolts and bolts installed in oversized holes by a method approved by the engineer of record. Provide hardened washers under all turned elements.
- Where ASTM F3125 Gr A490-SC/F2280-TC or stronger bolts are specified in the drawings, provide hardened washer between nut & gusset. Where required by AISC Specifications, provide washer between bolt head & gusset.
- Bolts must be long enough for the threads to be flush with the outside face of the nut after tightening. Thread stickout shall not exceed that allowed by structural drawings.
- Do not reuse bolts, nuts, or washers.

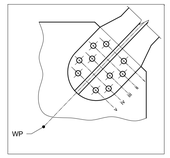

MINIMUM BOLT TENSIONING PROCEDURE 3
SCALE: NTS

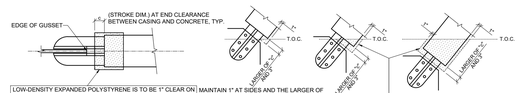

LOW-DENSITY EXPANDED POLYSTYRENE IS TO BE 1" CLEAR ON ALL SIDES OF THE CASING FOR THE PORTION OF THE CASING THAT EXTENDS DOWN INTO THE SLAB AT STROKE "x" (3" MIN).

PLAN VIEW

MAINTAIN 1" AT SIDES AND THE LARGER OF "x" AND 3" AT END CLEARANCE BETWEEN CASING AND CONCRETE, TYP.

PROVIDE LOW-DENSITY EXPANDED POLYSTYRENE (BEAD BOARD) 1" THICK AT SIDES AND THE LARGER OF "x" AND 3" THICK AT END WHERE BURIED IN CONC, TYP

INDICATED CLEARANCES REPRESENT BLOCKOUT CONDITIONS REQUIRED FOR FINAL INSTALLED STATE OF BRB. LARGER BLOCKOUTS MAY BE REQUIRED FOR INSTALLATION. LOW-DENSITY EXPANDED POLYSTYRENE PROVIDED BY OTHERS.

BRB CASING BURIED IN CONCRETE - TYPICAL DETAIL 4
SCALE: NTS

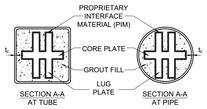

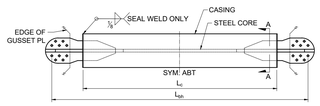

TYPICAL CORE AND CASING CONFIGURATION 5
SCALE: NTS

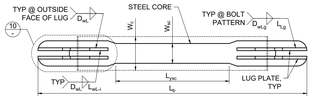

PLAN VIEW

TYPICAL CORE PLATE DETAIL 6
SCALE: NTS

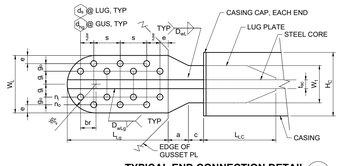

ELEVATION VIEW
DOUBLE BOLT ROW

TYPICAL END CONNECTION DETAIL 8
SCALE: NTS

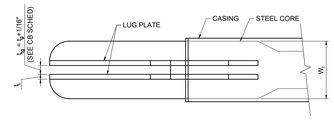

NOTE: BOLT HOLES IN CONNECTION LUGS ARE STANDARD HOLES.

PLAN VIEW

TYPICAL END CONNECTION DETAIL 10
SCALE: NTS

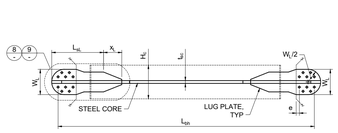

ELEVATION VIEW

TYPICAL CORE PLATE DETAIL 7
SCALE: NTS

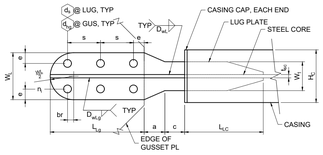

ELEVATION VIEW
SINGLE BOLT ROW

TYPICAL END CONNECTION DETAIL 9
SCALE: NTS

NOTE: BOLT HOLES IN CONNECTION LUGS ARE STANDARD HOLES.

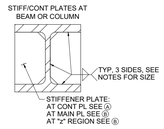

NOTES:
Ⓐ FOR CONTINUITY PLATE THICKNESS (t_{cont}) PROVIDE t_s = ½" MINIMUM THICKNESS
USE ⅝ t_{cont} FILLET WELD SIZE
Ⓑ FOR STIFFENER THICKNESS REQUIREMENTS, SEE CONNECTION SCHEDULE (MAIN AND AT "z")
USE 5/16" FILLET WELD FOR THICKNESSES < 1.25", 7/16" FILLET WELD FOR THICKNESSES < 2.0", UNO
FOR STIFF PLATES > 2" CONTACT COREBRACE FOR FILLET WELD SIZE.

STIFF/CONT PL TO MEMBER 11
SCALE: NTS

NOT USED 12
SCALE: NTS

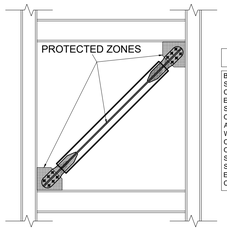

SHADED REGIONS INDICATE PROTECTED ZONES

BRB PROTECTED ZONES SHALL INCLUDE THE STEEL CORE AND CONNECTION ELEMENTS AND SHALL SATISFY THE REQUIREMENTS OF SECTION F4.5c OF AISC 341. ADDITIONALLY, ATTACHMENTS WHICH PENETRATE THE CASING (SCREWS, PAF, ETC) OR ANY ATTACHMENT SUPPORTING OVER 50 LBS SHALL BE APPROVED BY THE ENGINEER OF RECORD AND COREBRACE.

PROTECTED ZONES - AISC 341 13
SCALE: NTS

GENERAL NOTES:
G1. SEE OTHER SHEETS FOR ADDITIONAL INFORMATION
G2. DIMENSIONS AND WP LOCATIONS FROM PROJECT DRAWINGS GOVERN. CONTACT COREBRACE PRIOR TO DETAILING IF ANY DISCREPANCIES ARE NOTED.
G3. CORE PL A36 SPECIAL (FY RANGE PROVIDED ON COREBRACE SCHEDULE)
G4. CASING A500 GR B FOR HSS AND A53 GR B FOR PIPE
G5. TRANSVERSE STIFFENER PLATE A572 GR 50
G6. GUSSET PL, GUSSET STIFFENER AND REPAD PL A572 GR 50 U.N.O.
G7. ALL STIFFENERS AND DOUBLER PL TO MATCH BEAM AND COLUMN GRADE.
G8. USE ASTM F3125 GR A490-SC/F2280-TC OR ASTM F3148 TNA BOLTS. BOLT HOLES IN GUSSET ARE OVERSIZED. BOLT HOLES IN BRB ARE STANDARD.
G9. CLASS A (TOOL CLEAN) ALL FAYING SURFACES.
G10. GALVANIZED FAYING SURFACES TO BE HAND WIRE BRUSHED PRIOR TO ERECTION OF BRB.
G11. THE GAP BETWEEN THE BOLTED CONNECTION PLATES AT THE END OF THE BRB SHALL NOT BE INCREASED EXCEPT IN INSTANCES WHERE SPECIFIC APPROVAL AND METHODOLOGY HAVE BEEN PROVIDED BY COREBRACE.

CONNECTION NOTES:
◯ CIRCLED NOTES ARE KEYED ON CONNECTION DETAILS.

1 SEE OTHER SHEETS FOR BEAM/BASE PLATE CONNECTION, TYP.
2 SEE CONNECTION SCHEDULE FOR CONNECTION DIMENSIONS.
3 SEE COREBRACE SCHEDULE FOR BRB GEOMETRY DIMENSIONS.
4 MAIN STIFF PL EA SIDE AS REQ'D BY STRUCTURAL DRAWINGS OR AS INDICATED ON CONNECTION SCHEDULE. SEE DETAIL 11.
5 FIELD INSTALL STIFF PL AS NECESSARY FOR INSTALLATION OF BRACE.
6 WELD BOTH SIDES. WHERE GUSSET PL IS LONGER THAN REQ'D WELD LENGTH, PROVIDE WELD ALONG ENTIRE LENGTH TO WITHIN ¾" OF EDGE OF PL.
7 TOP AND BOTTOM FLANGE LATERAL BRACING AS REQUIRED BY OTHER SHEETS.
8 CONTINUITY PLATE WHERE REQ'D BY STRUCTURAL DRAWINGS. AT WEAK-AXIS COLUMN, ALWAYS PROVIDE CONTINUITY PLATE T&B AND N&FS. SEE DETAIL 11.
9 WEB DOUBLER PLATE AS INDICATED ON CONNECTION SCHEDULE. SEE SCHEDULE FOR W_{Dpl} WELD SIZE.
10 PROVIDE W_{fz} WELD IN "Z" REGION. IT IS ACCEPTABLE TO EXTEND THIS WELD OVER THE ENTIRE LENGTH OF THE GUSSET PLATE. ALTERNATIVELY, PROVIDE CJP GUSSET-TO-BEAM WELD.

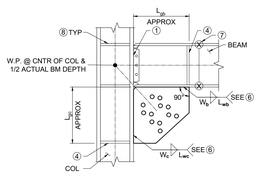

TYPICAL CONNECTION AT BRACE TOP 14
SHOWN AT STRONG AXIS COLUMN
SHOWN WITH DOUBLE BOLT ROW (SIM AT SINGLE BOLT ROW)
SCALE: NTS

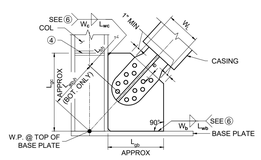

TYPICAL CONNECTION AT BASEPLATE 15
SHOWN AT STRONG AXIS COLUMN
WP AT TOP OF BASE PLATE
SHOWN WITH DOUBLE BOLT ROW (SIM AT SINGLE BOLT ROW)
SCALE: NTS

BRB ENGINEERING DESIGN RESPONSIBILITY IS LIMITED TO THE FOLLOWING:
- COMPLETE BRB DESIGN BASED ON Asc PROVIDED BY SEOR.
- DESIGN GUSSET PLATE AND CONNECTION OF BRB TO GUSSET PLATE.
- DESIGN CONNECTION OF GUSSET TO FRAME COLUMNS & BEAMS/BASE PLATES.

CoreBrace™
SUPERIOR SEISMIC PERFORMANCE
5769 W. Wells Park Rd.
West Jordan, Utah 84081
(801) 280-0701

QUATTROCCHI KWOK ARCHITECTS
Main:
636 Fifth Street, Santa Rosa, CA 95404
East Bay:
55 Harrison Street, Suite 525,
Oakland, CA 94607
(707) 576-0829

Gensler
45 Fremont Street
Suite 1500
San Francisco, CA 94105
United States
Tel 415.433.3700
Fax 415.836.4599

Gregory P. Luth & Associates, Inc.
Structural Engineers and Builders
3350 Scott Blvd, Bldg. 48
Santa Clara, CA 95054
Telephone: 408 654-0475
Fax: 408 654-0476

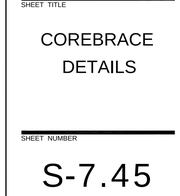

GAVILAN COLLEGE

NEW COLLEGE CAMPUS

505 FAIRVIEW ROAD
HOLLISTER, CA 95023

GAVILAN JOINT COMMUNITY COLLEGE DISTRICT

DSA APP NO. 01-119906

ARCH PROJECT NO:	1897.00
DRAWN BY:	GPLA
DRAWING SCALE:	AS SHOWN
PTN: 43-C4	FILE NO: N/A

DSA SUBMITTAL
FEBRUARY 4, 2022

SHEET TITLE
COREBRACE DETAILS

SHEET NUMBER
S-7.45