



WAYFINDING +
PLACEMAKING

Gavilan College Wayfinding Signage Construction Documents

Task Force Meeting 1

5 August 2021

- 1 CAMPUS MONUMENT**
- 2 SIGN FAMILY**
- 3 VEHICULAR SIGNS**
- 4 CAMPUS MAPS**
- 5 COLORWAYS**
- 6 IMPLEMENTATION PLANNING**



CAMPUS MONUMENT



Campus Monument



Option 1



Option 2



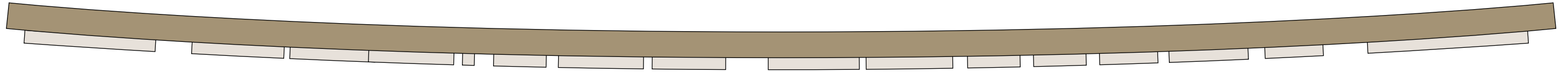
Option 3

Concrete Color Options



Curved concrete wall with pin-mounted dimensional letters and uplighting.

Campus Monument, Option 1



Curved concrete wall with pin-mounted dimensional letters and uplighting.

Campus Monument, Option 2

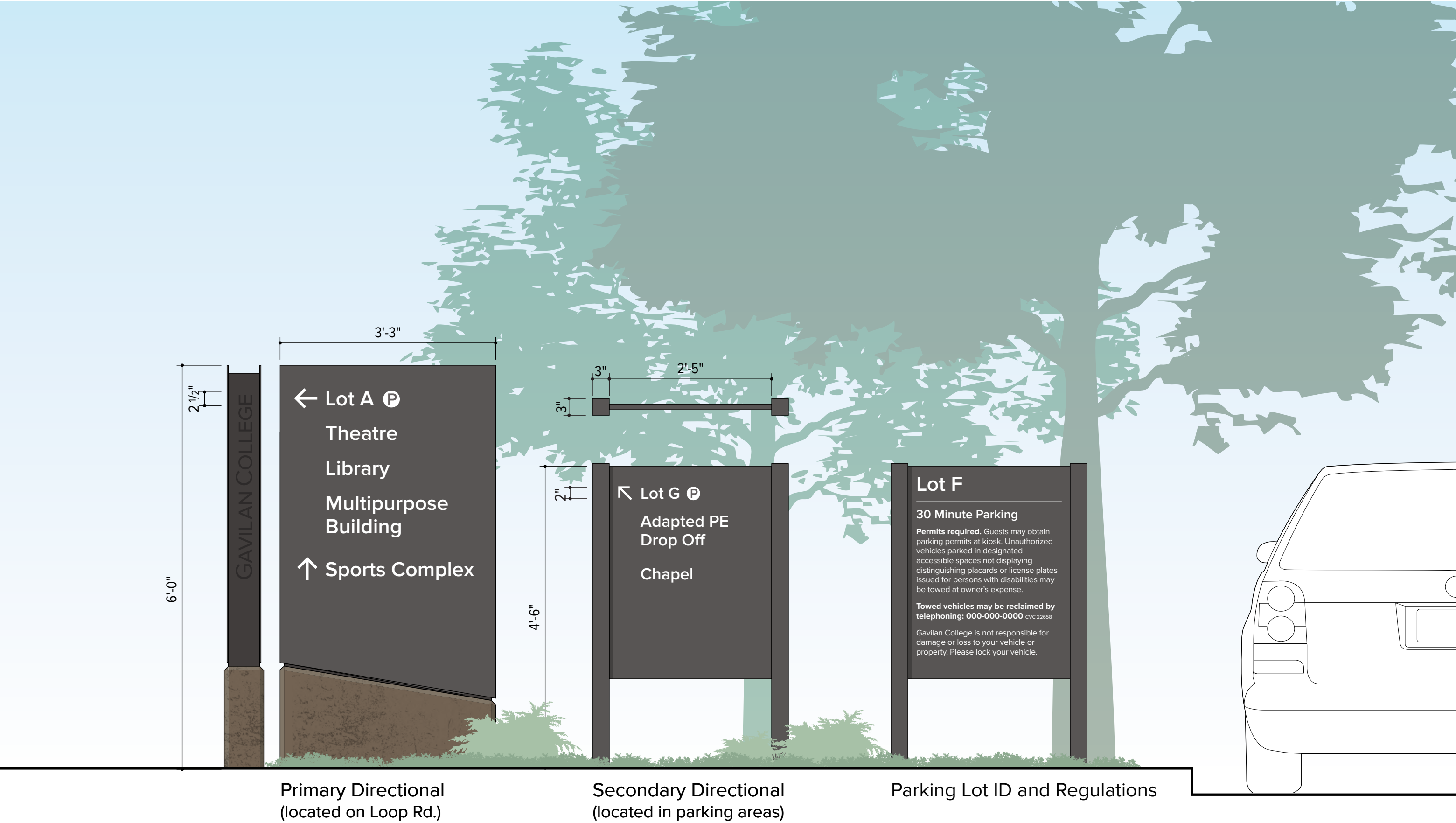


Curved concrete wall with pin-mounted dimensional letters and uplighting.

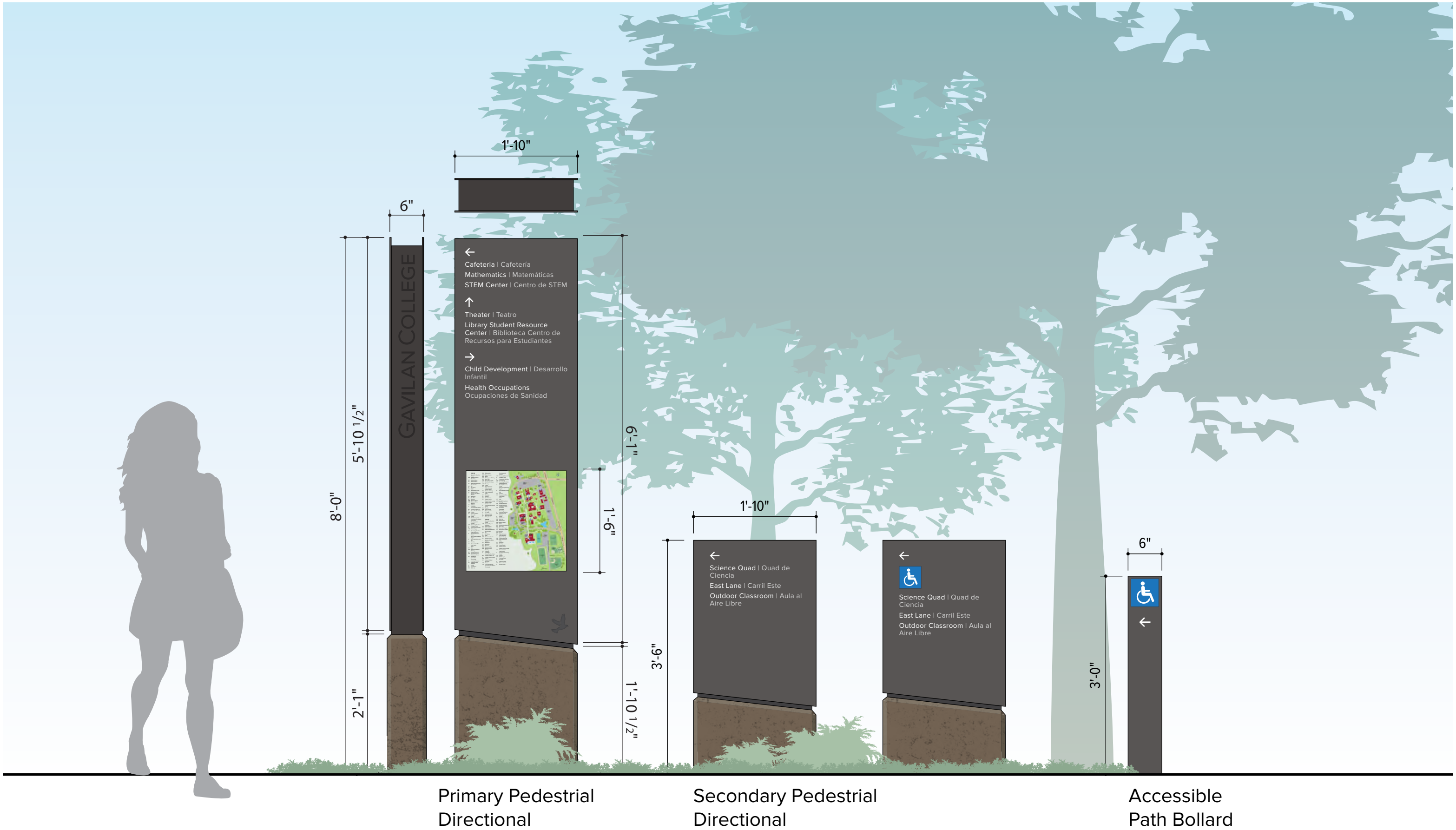
Campus Monument, Option 3



SIGN FAMILY



Vehicular Signs



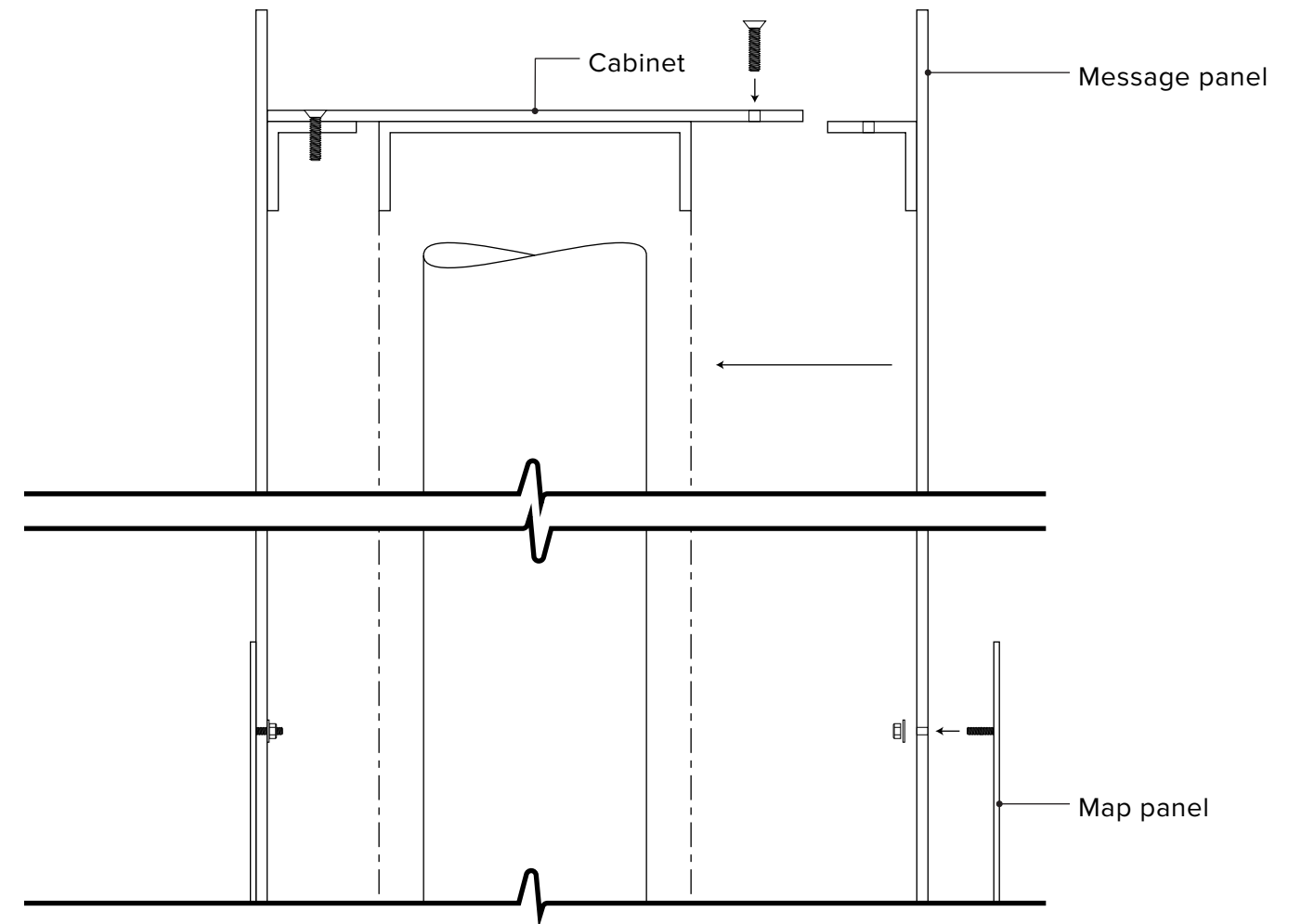
Pedestrian Signs



Concrete base with metal cabinet.

Removable 1/4" message panel with inset angle bracket frame for attachment to cabinet.

Removable map to be 0.080" aluminum panel with full color digitally printed graphics and welded studs on back. Double-sided.



Sign Construction



VEHICULAR SIGNS



Sign Location Plan

SOUTHBOUND

LOCATION 111

- ← Lot A (P)
Theatre
Library
Multipurpose Building
- ↑ Sports Complex

LOCATION 115

- ← Lot A (P)
Theatre
Library
Cosmetology
- Security
Deliveries
- ↑ Sports Complex

LOCATION 123

- Lots E and G (P)
Student Center
Administration
Adapted PE Drop Off
- ↑ Sports Complex

LOCATION 131

- ← Lot F (P)
↑ Sports Complex

LOCATION 149

- ← Lot C (P)
Library
GECA
- Lot H (P)
Sports Complex
Golf Course

NORTHBOUND

LOCATION 157

- ← Lot H (P)
Sports Complex
Golf Course
- Lot C (P)
Library
GECA
- ↑ Theatre
Multipurpose Building

LOCATION 135

- Lot F (P)
- ↑ Theatre
Library

LOCATION 129

- ← Lots E and G (P)
Student Center
Administration
Adapted PE Drop Off
- ↑ Theatre
Library

LOCATION 121


- ← Security
Deliveries
- Lot A (P)
Theatre
Library
Cosmetology
- ↑ Multipurpose Building

LOCATION 117

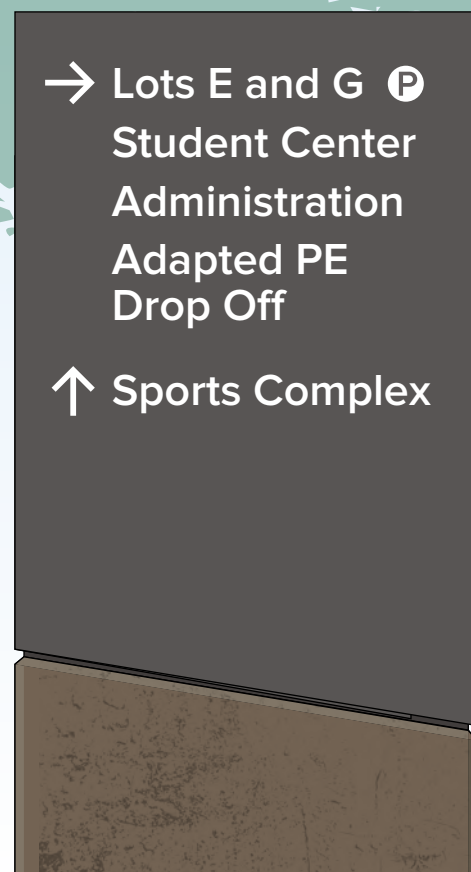
- Lot A (P)
Theatre
Library
Multipurpose Building



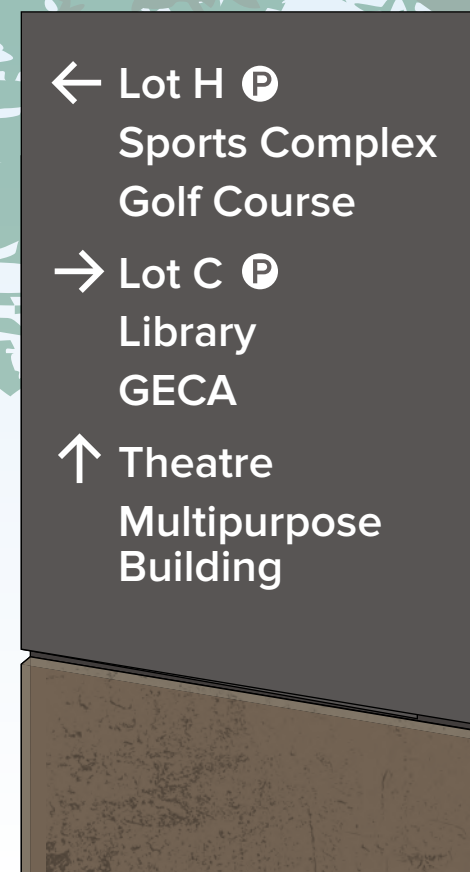
Vehicular Messages




Shortest Message



Average Message



Longest Message



Message Fit



Sports Complex Monument





CAMPUS MAPS



Option 1

Option 2

Large Campus Maps



18" map (Pedestrian Directional): 14pt / 1/8"
32" map (Campus Map): 26pt / 1/4"

Map Legend



COLORWAYS







IMPLEMENTATION PLANNING



Sign Location Plan



Implementation Priority



THANK YOU