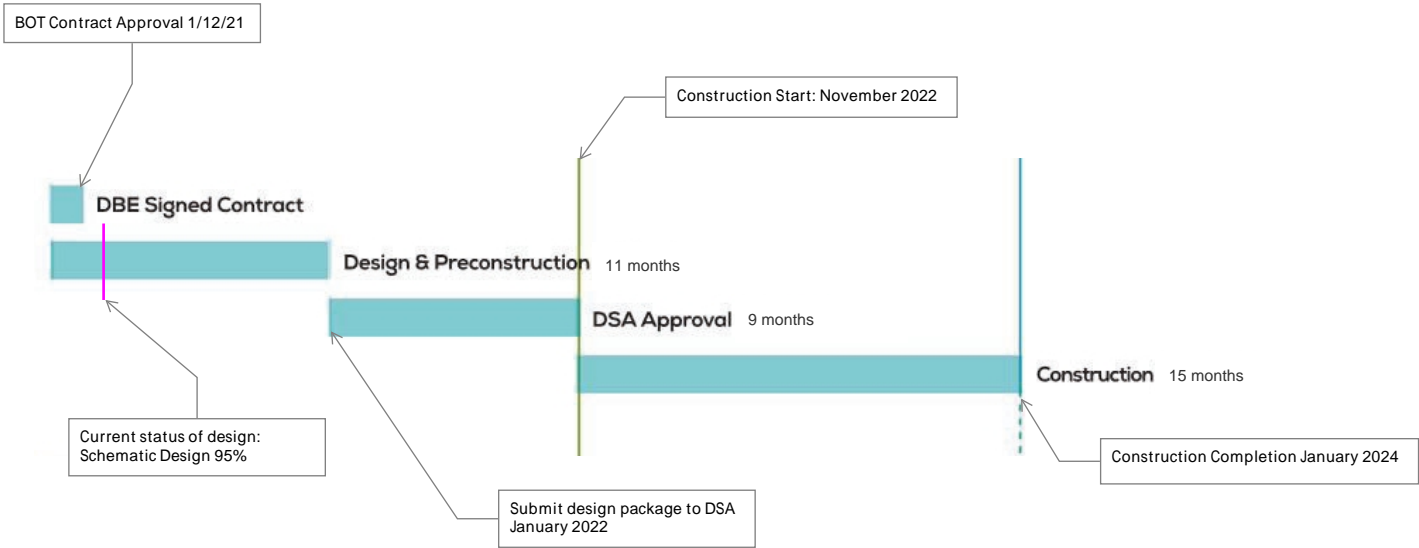


Gavilan San Benito County Campus Schedule at a Glance



INTRO | SCHEDULE & MEETING GOALS

		2021													
		Week 1	Week 2	Week 3	Week 4	Week 5	Week 6	Week 7	Week 8	Week 9	Week 10	Week 11	Week 12	Week 13	Week 14
Start Date	Feb 1	02/01-02/05	02/08-02/12	02/15-02/19	02/22-02/26	03/01-03/05	03/08-03/12	03/15-03/19	03/22-03/26	03/29-04/02	04/05-04/09	04/12-04/16	04/19-04/23	04/26-04/30	05/03-05/07
MEETINGS ROLLUP															
Steering Committee		●		●			●			●			●	●●●●●●●●	●●●●●●●●
Focused Program Meetings													●		
Facilities / IT / M&O													●		
Community													●		
San Benito County Campus Task Force													●		
San Benito Ad Hoc Committee													●		
Board of Trustees													●	●●●●●●●●	●●●●●●●●
SCHEMATIC DESIGN		1	2	3	4	5	6	7	8	9	10	11	12		
Conceptual Design / Programming				●											
Confirm OPR			●												
Building Program			●												
Site Program			●												
Conceptual Design Options			●												
Final Design Concept							●								
Building Locations							●								
Massing							●								
Conceptual Floor Plans							●								
Conceptual Site Plan							●								
Draft Schematic Design															
Building Systems Development										●					
Draft Floor Plan										●					
Draft Site Plan										●					
Draft Building Form										●					
Final Schematic Design													●		
Primary Materials													●		
Structural System Selection													●		
MEP Equipment Sizing / Locations													●		
Basis of Design													●		
Final Floor Plan													●		
Final Site Plan													●		
Final Building Form													●		
DESIGN DEVELOPMENT														1	2
Site															
Architecture															
Systems															
Cost															

TODAY'S MEETING GOALS

- CONFIRM PLAN UPDATES
- CONFIRM BUILDING MASSING
- FEEDBACK ON MATERIALITY

SITE DESIGN | SITE PLAN

LEGEND

- 1 PUBLIC BUS STOP.
- 2 MAIN ENTRY ONTO COLLEGE WAY.
- 3 PROMENADE: TREE ALLEE, POLE LIGHTS, TAN COLORED CONC PAVING W/ SAND FINISH, BENCHES.
- 4 SIGN FOR GAVILAN COMMUNITY COLLEGE, SAN BENITO CAMPUS.
- 5 ONE WAY ENTRY AT COLLEGE WAY (SHUTTLE DROP OFF/ PICKUP & STUDENT DROP OFF PICKUP)
- 6 ORCHARD PARKING: AC PAVING, 6 ADA, 7 EV, 5 FUTURE EV. PARKING SPACES TO HAVE 50% SHADE PER CALGREEN. FINAL PARKING MARKING TBD W/ GAVILAN CC.
- 7 NATIVE OAK GROVES: MIXED SIZES AND OAK WOODLAND PLANT COMMUNITY, LOCAL BASALT BENCHES SET UNDER TREES.
- 7A TERRACE OAK GROVES WITH LARGER SPECIMEN TREES.
- 8 SHORT TERM & LONG TERM BIKE PARKING: 8 SHORT TERM BIKE RACKS AND 8 LONG TERM BIKE STORAGE LOCKERS PER CAL GREEN.
- 9 20' WIDE EMERGENCY VEHICLE ACCESS ROUTE ON PAVING OR STABILIZED DECOMPOSED GRANITE OVER AGGREGATE BASE.
- 10 ENTRY PLAZA WELCOMES VISITORS WITH GARDENS, BASALT COLUMNS, AND COLORFUL SHADE TREES. PAVED WITH STEPSTONE 24"X12" PAVERS (3 MIXED TAN COLORS: ADOBE/KONA BROWN/ CAFE BROWN) ALTERNATE: DARK BROWN CONCRETE W/ CARBIDE SILICA SAND FINISH.
- 11 SOUTH AMPHITHEATER (PAVERS OR ALT CONCRETE) PAVING TO MATCH FRONT ENTRY PLAZA AND BUILDING LOBBY. SEE NO. 10 ABOVE. UPPER TERRACE IS SHADED BY ROOF OVERHANG AND TREES. CONCRETE TERRACES HAVE RECYCLED WOOD SEATING, INTEGRATED PLANTING, AND ADA SEATING. STEPS AND RAMP TO LOWER STAGE LEVEL IN FRONT OF DISPLAY WALL ARE SHADED BY OAK GROVE SOUTH OF STAGE. ACCESSIBLE SYNTHETIC TURF IS AT THE BOTTOM OF AMPHITHEATER.
- 12 OUTDOOR LEARNING TERRACES: COLORED CONCRETE PAVING. STABILIZED DECOMPOSED GRANITE ON NORTHEAST OUTDOOR LEARNING TERRACE.
- 13 PERIMETER EDUCATIONAL GARDENS FOR MEDITATION AND NATIVE HABITAT / POLLINATORS.
- 14 NATIVE CALIFORNIA FLOWERING MEADOW. NATIVE WILDFLOWERS AND LOW GRASSES. SMALL GROUPINGS OF ADIRONDACK READING CHAIRS SCATTERED IN MEADOWS.
- 15 RIPARIAN GROVES: PLANTING OF NATIVE CALIFORNIA SYCAMORES AND NATURAL RIPARIAN UNDERSTORY.
- 16 NATURE DISCOVERY TRAIL WITH REST STOPS AND NATIVE PLANTING WITH SEATING UNDER TREE SHADE, .3 MILE & .5 MILE LOOPS.
- 17 FUTURE GROUND-MOUNTED SOLAR ARRAY FOR ZERO NET POWER.
- 18 EXISTING PASTURE.
- 19 TRASH AND WASH DOWN ENCLOSURE: ROOFED WITH SEWER AND WATER CONNECTION. EMERGENCY GENERATOR. (2) 6-YARD DUMPSTERS, FRONT LOADED, AND 1-3 YARD RECYCLING BIN.
- 20 MAIN ELECTRICAL POWER TRANSFORMER, SWITCH GEAR AND PHOTOVOLTAIC SYSTEM IN 8 FOOT TALL, FENCED ENCLOSURE, SCREENED WITH LANDSCAPE IN PARKING LOT.
- 21 PG&E EASEMENT & ELECTRICAL UNDERGROUNDING.
- 22 SEASONAL DRAINAGE SWALE / NATURAL LOW POINT.



INTERIOR & EXTERIOR EXPERIENCE | **MASSING OVERVIEW: NORTH**



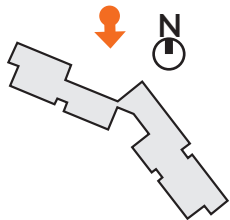
BUILDING ENTRY

ENTRY PLAZA

PARKING AREA

ACADEMIC WING

DROPOFF ZONE





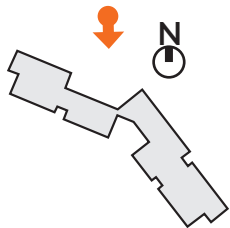
PLANTER BENCHES

BUILDING ENTRY

ENTRY PLAZA

ENTRY GARDEN

MURAL WALL



INTERIOR & EXTERIOR EXPERIENCE | **CENTRAL HUB**



TO ACADEMIC
WING

COMMUNITY TABLE
& RECEPTION AREA

OUTDOOR TEACHING
& PERFORMANCE AREA

SOUTH
TERRACE



COMMUNITY TABLE
& RECEPTION AREA

OCULUS

CAFE & PANTRY

SOUTH
TERRACE

INTERIOR & EXTERIOR EXPERIENCE | **MASSING OVERVIEW: SOUTH**



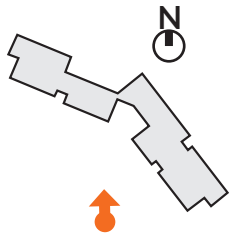
COMMUNITY ROOM

SOUTH TERRACE

LEARNING RESROUCE
CENTER

ACADEMIC WING

OUTDOOR
CLASSROOM





COMMUNITY ROOM

SOUTH TERRACE

TEACHING &
PERFORMANCE AREA

LEARNING
RESOURCES CENTER



ACADEMIC WING

COMMUNITY ROOM

SOUTH TERRACE

NATIVE FLOWER MEADOWS

LEARNING RESOURCES CENTER